


Catalogue 2016/2017



Bft is the Aruba.it Racing – Ducati Team official sponsor in 2016



For the second year in a row, BFT will be the sponsor of the Aruba.it Racing – Ducati Team in the 2016 Superbike World Championship. And this, in addition to sponsoring the Aruba.it Racing - Junior Team, in the championship for superstock bikes in which young champions race.

We're winning together!



General contents

ANALYTICAL INDEX BY PRODUCT	4
ANALYTICAL INDEX BY CODE	9
WHAT IS U-LINK	14
BFT, TECHNOLOGIES, INSTRUMENTS, PROTOCOLS	20
SOME SOLUTIONS OF THE HOME, BUILDING, URBAN WORLDS ..	26
NEW	29
ELECTROMECHANICAL AUTOMATION FOR SWING GATES ..	32
HYDRAULIC AUTOMATION FOR SWING GATES	56
SLIDE GATE AUTOMATION SYSTEMS	74
GARAGE DOORS	90
AUTOMATION SYSTEMS FOR ROLLER SHUTTERS	99
AUTOMATIC SYSTEMS FOR AUTOMATIC PEDESTRIAN DOORS ..	103
ROLL-UP DOOR AUTOMATION SYSTEMS	122
AUTOMATION SYSTEMS FOR INDUSTRIAL DOORS AND FOLDING DOORS ..	125
ROAD BARRIERS	131
RISING BOLLARDS	163
INTERCONNECTIVITY	183
HANDS-FREE ACCESS CONTROL AND DEVICES	191
SOLAR POWERED SYSTEM	196
VIP ACCESSORIES	198
CONTROL UNITS	209
GENERAL ACCESSORIES	213
PARKING SYSTEMS	224
KITS	231
WARRANTY CONDITIONS	288

document	catalogue	INFORMATION REGARDING THE PROTECTION OF THE INDUSTRIAL AND INTELLECTUAL PROPERTY RIGHTS OF BFT. BFT S.p.A. protects its industrial property by depositing trademarks, patents, models and designs. The intellectual property of BFT S.p.A. is protected by copyright law. BFT S.p.A. also protects its know-how by taking measures to protect the technical and commercial information inherent in its company and products. All the products in this catalogue are ORIGINAL BFT MODELS and only BFT S.p.A is authorised to produce them and market them anywhere in the world. All the commercial names in this catalogue are owned by BFT S.p.A., and only BFT S.p.A. is authorised to use them in relation to the corresponding merchandise category. FALSIFIERS WILL BE PROCEEDED AGAINST IN ACCORDANCE WITH BOTH CIVIL AND CRIMINAL LAW. THESE CONDITIONS NOT ONLY GUARANTEE THE INTELLECTUAL PROPERTY RIGHTS OF BFT, BUT ALSO PROTECT CUSTOMERS BY GUARANTEEING THAT THE PRODUCTS THEY ARE PURCHASING ARE ORIGINAL BFT PRODUCTS RESULTING FROM STUDIES AND DESIGNS WITHIN THE BFT COMPANY.
reference	D832873 00202	
year	2016/2017	
country	international	
language	english	

4 ANALYTICAL INDEX BY PRODUCT

4SAFE IR SAFETY SENSOR MONIT. SW/1MOD/700	P111657 00001	P. 114	AXXEDO NOISE FILTER	N999658	P. 194	BLOCCANTI 50	P130013	P. 101
4SAFE IR SAFETY SENSOR MONIT. SW/2MOD/700	P111657 00002	P. 114	AXXEDO POWER	D121696	P. 194	BLP	N733288	P. 96
4SAFE IR SAFETY SENSOR MONIT. SW/2MOD/900	P111657 00003	P. 114	AXXEDO Q.BO DC	D113799	P. 193	BM	D730964	P. 139
A-300 SL BAT	P125017	P. 214	AXXEDO Q.BO SA	D113800	P. 155	BOTTICELLI B CRC 480 DD1	P915201 00002	P. 93
A-CELLULA FLX	P111464	P. 220	AXXEDO SCRATCH CARD 16	P111675	P. 194	BOTTICELLI	P915194 00002	P. 93
ACOUSTIC DETECTOR	D113705	P. 166	AXXEDO SCRATCH CARD 4	P111674	P. 194	BOX	N574039	P. 43
ACTR	N999608	P. 141	AXXEDO SLOT	D113809	P. 193	BRTS	P115029	P. 94
ACV20	P903024	P. 207	AXXEDO STAND ALONE	D113801	P. 193	BS E5	N728011	P. 51
ACV30	P111538	P. 89	ANGULAR EXTENSION	P145002	P. 216	BSC	N728002	P. 71
AD 5027	N999323	P. 101	B 00 R01	P123026	P. 35	BT BATT1	P125007	P. 96
AD5028	N999327	P. 101	B 00 R02	P123025	P. 35	BT BAT2	P125009	P. 214
AD5029	N999348	P. 101	B EBA BLUE GATEWAY	P111469	P. 135	BT BAT	P125005	P. 49
AD5030	N999349	P. 101	B EBA BLUE ENRTY IOS LE 8	P111748 00001	P. 190	BTFC 120 E INOX	N733398	P. 52
AD5031	N999350	P. 101	B EBA BLUE ENTRY ANDROID 16	P111533	P. 135	BTFC 120 E	N733397	P. 52
AD5032	N999351	P. 101	B EBA BLUE ENTRY ANDROID 4	P111531	P. 41	CA1	N733038	P. 98
AD5034	N999395	P. 101	B EBA BLUE ENTRY ANDROID 8	P111532	P. 135	CA2C	N733041	P. 98
AD5035	N999396	P. 101	B EBA BLUE ENTRY IOS LE 16	P111748	P. 190	CA2	N733040	P. 98
AD5036	N999397	P. 101	B EBA BLUE ENTRY IOS LE 4	P111748 00002	P. 190	CABLE LX BT	N999417	P. 61
AD5038	N999547	P. 101	B EBA IO DRIVER	P111466	P. 135	CABLE N	N999405	P. 35
AEL 30.8	D113631	P. 217	B EBA RS 485 GATEWAY	P111530	P. 106	CAL 60/100	P130002	P. 102
AEL 433	D113632	P. 217	B EBA RS 485 LINK	P111468	P. 85	CAL 60/30	P130004	P. 101
AKTA A30	P111536	P. 88	B EBA TCP/IP GATEWAY	D113805 00002	P. 106	CASIL	N733074	P. 98
AL KEY FOB DSA22	D111985	P. 187	B EBA WIE DRIVER	P111467	P. 135	CAS1	N733042	P. 98
ALCOR N SD 120V	D113706 00003	P. 212	BAR C 2	P111450 00002	P. 87	CAS2L	N733075	P. 98
ALCOR N	D113706 00002	P. 50	BAR C 4	P111450 00004	P. 222	CAS2	N733048	P. 98
ALENA ACL2	D113811 00002	P. 34	BAR C 6	P111450 00006	P. 222	CB EOS	P125006	P. 94
ALLU MAXIMA ULTRA	P120070	P. 134	BAR C BA 2	P111451 00002	P. 208	CBAC-G	N733221	P. 96
ALLU MAXIMA	P120069	P. 137	BAR C BA 4	P111451 00004	P. 222	CBAC	N733114	P. 96
ALLU	P800104	P. 179	BAR C BA 6	P111451 00006	P. 222	CBASL	N733113	P. 96
ALPHA SD	D113680 00002	P. 50	BAT KIT 1	P120017	P. 144	CBAS	N733119	P. 96
ALTAIR P	D113703 00002	P. 46	BBT BAT	P125020	P. 37	CBA	N733112	P. 96
ANEM	P111182	P. 101	BBV SLC TL	P111503	P. 108	CBO	D730251	P. 143
APL	P903020	P. 169	BBV SL	P111442	P. 106	CC RFL	P903013	P. 169
APT	N999060	P. 94	BBV SW MXL	P111564	P. 113	CC130/2	P903006	P. 220
AQ3	N728033	P. 143	BBV TWIN	P120068	P. 154	CC130	P903005	P. 220
AQ5	N728034	P. 143	BEP	D412377	P. 96	CC50	P903004	P. 168
AQ6	N728022	P. 139	BEBA Z-WAVE DRIVER	P111535	P. 135	CCI	D221573	P. 221
ARB LUX G	N733474	P. 64	BERMA R	P915007 00001	P. 97	CELLULA 130	P111273	P. 220
ARB LUX	N733426	P. 64	BERMA SA R	P915009 00001	P. 97	CELLULA 50	P111272	P. 220
ARB ORO	N733424	P. 59	BERMA SEB R	P915105 00001	P. 97	CELLULA RFL	P111391	P. 168
ARB PHOBOS N L	N733428	P. 35	BERMA SEB	P915103 00001	P. 97	CFZ6	D571491	P. 88
ARB PHOBOS N	N733427	P. 35	BERMA	P915006 00001	P. 97	CFZ	D571054	P. 87
ARES BT A1000 V	P926190 00002	P. 82	BIN B GDA 2X1510 BELT	P115026 00003	P. 91	CHN-DRIVE 1	P800088	P. 154
ARES BT A1000	P926189 00002	P. 82	BIN B GDA 2X1810 BELT	P115026 00004	P. 91	CHN-DRIVE 2	P800079	P. 154
ARES BT A1500 V	P926188 00002	P. 82	BIN B GDA 3020 BELT	P115026 00001	P. 91	CINGHIA DENTATA GOMMA RPP8-10 ANTIS. 30M	D191116	P. 115
ARES BT A1500	P926187 00002	P. 82	BIN B GDA 3620 BELT	P115026 00002	P. 91	CINGHIA DENTATA GOMMA RPP8-15 ANTIS. 30M	D191099	P. 115
ARES ULTRA BT A1000 120	P926193 00001	P. 84	BIN B GDA 2X1510 CAT	P115015 00003	P. 91	CKK	N999592	P. 126
ARES ULTRA BT A1000	P926193 00002	P. 84	BIN B GDA 2X1810 CAT	P115015 00004	P. 91	CLIP B 00 R04	N999522	P. 199
ARES ULTRA BT A1500 120	P926191 00001	P. 84	BIN B GDA 3020 CAT	P115015 00001	P. 91	CLIP B 00 R03	N999521	P. 202
ARES ULTRA BT A1500 V.120	P926192 00001	P. 84	BIN B GDA 3620 CAT	P115015 00002	P. 91	CLONIX 2 2048	D111664	P. 216
ARES ULTRA BT A1500	P926191 00002	P. 84	BIN BELT 2X1450 PIG FE50	P115023 00001	P. 94	CLONIX 2E 2048	D113674 00003	P. 216
ARES ULTRA BT KIT A1000 FRA	R925295 00001	P. 84	BIN CATENA 3500	P115010 00002	P. 93	CLONIX 2E AC U-LINK 230	D113807 00002	P. 134
ARGO G	P925206 00002	P. 126	BIN CHAIN 2X1450 SINT	P115021 00001	P. 93	CLONIX 2E	D113674 00001	P. 141
ARGO	P925202 00001	P. 126	BIN CINGHIA 2X1750 PIG FE	P115023 00002	P. 94	CLONIX 2	D111662	P. 217
ART 90 Q	N728051	P. 143	BIN CATENA 2900 SINT	P115020 00001	P. 93	CLONIX 4 RTE	D113718 00002	P. 141
ASW XL ARTL	P111567	P. 113	BIN CATENA 2X1750 SINT	P115021 00002	P. 93	CLONIX UNI AC U-LINK 230V	D113808 00003	P. 141
ASW XL ART	P111566	P. 113	BIN CATENA 3500 SINT	P115020 00002	P. 93	CLS/82	D610256	P. 222
ASW XL RIG	P111565	P. 113	BIN CINGHIA 2900 PIG FE	P115022 00001	P. 94	CLS	D610180	P. 34
AT 502	N728028	P. 139	BIN CINGHIA 3500 PIG FE	P115022 00002	P. 94	CM RFL	P903014	P. 168
AT 504	N728027	P. 139	BIN120 CATENA 2X 1450	P115010 00003	P. 94	CM1000	P111050	P. 222
AT 704	N728026	P. 139	BIN120 CATENA 2X 1750	P115010 00004	P. 94	CM1500	P111051	P. 222
AT 706	N728030	P. 139	BIN120 CATENA 2900	P115010 00001	P. 93	CM1700	P111052	P. 222
AT3	N728031	P. 143	BIR C	N190104	P. 34	CM2000	P111053	P. 222
AT5	N728032	P. 143	BL E5	N733008	P. 51	CM3000	P111054	P. 222
AT6	N728038	P. 143	BLOCCANTI 40	P130001	P. 101	CM4000	P111055	P. 222
ATM25	P120036 00001	P. 133				CM5000	P111056	P. 222
ATM30 180° RG	P120063	P. 134				CMS	D831081	P. 35
ATM30 90° RG	P120065	P. 134				COMPASS - CUSTOM ISOCARD	D110917	P. 191
ATM30	P120036 00002	P. 133				COMPASS - ISOCARD	D110912	P. 154
ATM40	P120036 00003	P. 133				COMPASS - RING	D110914	P. 154
ATM50 180° RG	P120064	P. 134				COMPASS 485	D113256	P. 154
ATM50 90° RG	P120066	P. 134				COMPASS SC USB	D113691	P. 191
ATM50	P120036 00004	P. 133				COMPASS SLIM	D113704	P. 154
ATML EXT2	P120042	P. 133				COR 30	N733148	P. 128
ATML60	P120041	P. 133				COR 40	N733149	P. 128
AXXEDO BOX	D223078	P. 194				CP SD	N999369	P. 214
AXXEDO CEREBRO 8	D111984	P. 193				CP EL	D223072	P. 214
AXXEDO CEREBRO	D111960	P. 193				CP EM	D223066	P. 214
AXXEDO MODULE	D111959	P. 193				CPS DX	N733066 00001	P. 71
						CPS G	N733092	P. 71
						CPS SX	N733066 00002	P. 71
						CP	D221073	P. 76
						CRC SPARE KEY	D531097 00001	P. 223
						CREP	P111183	P. 101
						CSC 130	P903007	P. 220

CSC 50	P903008	P. 218	EV AN145-2	P111738	P. 188	ICARO N F V	P925226 00002	P. 86
CSP 10	N190039	P. 87	EV AN157-2	P111737	P. 188	ICARO N F	P925225 00002	P. 86
CSP 20	N190040	P. 87	EV AN158-4	P111733	P. 188	IGEA BT	P935070 00002	P. 44
CSP 25	N190041	P. 221	EV HSM02-1	P111740	P. 187	IGEA LB BT	P935072 00002	P. 130
CTA2	N733129	P. 96	EV HSP02-1	P111729	P. 187	IGEA LB	P935077 00001	P. 130
CTA	N733120	P. 96	EV SE812	P111730	P. 187	IGEA	P935065 00002	P. 46
CTBP	N733299	P. 95	EV SF812-1	P111742	P. 187	IPNOS B LTB 24 R1	D113783	P. 85
CVZ	D571053	P. 82	EV SM103-2	P111731	P. 187	IT23	P111399	P. 168
DAMPY B 115/500 I	P970083 00002	P. 179	EV SPI03-2	P111732	P. 187	IXIO-DT1	P111655	P. 106
DAMPY B 115/500	P970083 00001	P. 179	EV SP814-1	P111736	P. 187	KIT ATM LIGHT 3 R/G	P120052 00001	P. 134
DAMPY B 219/500 I	P970084 00002	P. 179	EV ST812-1	P111741	P. 187	KIT ATM LIGHT 5 R/G	P120052 00002	P. 134
DAMPY B 219/500 LI	P970085 00002	P. 179	EV ST814-1	P111734	P. 188	KIT ATML LIGHT 8 R/G	P120052 00003	P. 134
DAMPY B 219/500 L	P970085 00001	P. 179	EV ST815-1	P111739	P. 188	KIT BARR RFL	P903015 00001	P. 140
DAMPY B 219/500	P970084 00001	P. 179	EXT ASW XL 30	P111563 00001	P. 113	KIT BOTTICELLI	R915147 00002	P. 93
DAMPY B 219/700 I	P970086 00002	P. 179	EXT ASW XL 50	P111563 00002	P. 113	KIT CABLAGGI VISTA 208-211	P111448	P. 115
DAMPY B 219/700 LI	P970087 00002	P. 179	EXT ASW XL 70	P111563 00003	P. 113	KIT CABLAGGI VISTA SL 107-125 212-229	P111447	P. 115
DAMPY B 219/700 L	P970087 00001	P. 179	EXT ASW XL 90	P111563 00004	P. 113	KIT CELLULA 180 AT	P111460	P. 220
DAMPY B 219/700	P970086 00001	P. 179	FAF 2 RAL	P120023 00100	P. 139	KIT DEIMOS 700 FRA	R925243 00002	P. 80
DCW BAT	N999465	P. 208	FAF 2R RAL	P120025 00100	P. 139	KIT DEIMOS FRA	R925227 00002	P. 80
DEIMOS 700	P925196 00001	P. 80	FAF 2	P120023	P. 139	KIT FPA MA-I2	P111687	P. 106
DEIMOS 800 F	P925200 00002	P. 80	FAF ATM R	P120054	P. 134	KIT FPA1	P111683	P. 106
DEIMOS BT A400 120	P925222 00001	P. 78	FALCON	P111407	P. 219	KIT FPA2	P111685	P. 106
DEIMOS BT A400 SQ	P925222 00005	P. 78	FCS BT	N733480 00001	P. 67	KIT HIDE SW	R930138 00002	P. 48
DEIMOS BT A400 V 120	P925222 00004	P. 78	FCS DX	N733066 00003	P. 71	KIT IGEA BT FRA THALIA	R935297 00002	P. 44
DEIMOS BT A400 V SQ	P925222 00006	P. 78	FCS MAXIMA 5	P120033	P. 134	KIT IGEA BT FRA	R935229 00002	P. 44
DEIMOS BT A400 V	P925222 00003	P. 78	FCS MAXIMA 6-8	P120034	P. 137	KIT IGEA FRA	R935221 00002	P. 46
DEIMOS BT A400	P925222 00002	P. 78	FCS MU68	P120035	P. 134	KIT LIGHT1	P120001 00002	P. 144
DEIMOS BT A600 120	P925224 00001	P. 78	FCS SX	N733066 00004	P. 71	KIT LIGHT	P120001 00001	P. 143
DEIMOS BT A600 SQ	P925224 00005	P. 78	FL NET	P111382	P. 221	KIT LUX MB	R935217 00002	P. 62
DEIMOS BT A600 V 120	P925224 00004	P. 78	FLANGE RANCH C	P800109	P. 181	KIT MIME AC	R400005	P. 199
DEIMOS BT A600 V SQ	P925224 00006	P. 78	FLANGE RANCH D	P800110	P. 182	KIT ML MCL40	P120072	P. 139
DEIMOS BT A600 V	P925224 00003	P. 78	FLC 8K2	P111400	P. 215	KIT MONTAGGIO VISTA SL 1 ANTA 230V	P960535 00002	P. 115
DEIMOS BT A600	P925224 00002	P. 78	FLEXY 6	D141160	P. 221	KIT MONTAGGIO VISTA SL 2 ANTE 230V	P960536 00002	P. 115
DEIMOS BT KIT A400 FRA	R925267 00002	P. 78	FORB ERSA	P935038 00001	P. 129	KIT MONTAGGIO VISTA SL C 1 ANTA	P960573 00002	P. 115
DEIMOS BT KIT A600 FRA	R925271 00002	P. 78	FORB R	P935019 00001	P. 129	KIT MONTAGGIO VISTA SL C 2 ANTE	P960574 00002	P. 115
DEIMOS PROX	P925197 00003	P. 80	FORB	P935017 00001	P. 129	KIT MONTAGGIO VISTA TL 2 ANTE	P960610 00002	P. 116
DEIMOS ULTRA BT A400 V	P925221 00003	P. 76	FPA 1	P111265	P. 218	KIT MONTAGGIO VISTA TL 4 ANTE	P960611 00002	P. 116
DEIMOS ULTRA BT A400	P925221 00002	P. 76	FPA 2	P111266	P. 218	KIT ORO FRA	R935210 00011	P. 58
DEIMOS ULTRA BT A600 V	P925223 00003	P. 76	GA AQ AT	D940008	P. 140	KIT ORO	R935222 00002	P. 58
DEIMOS ULTRA BT A600	P925223 00002	P. 76	GA ATM	P120050	P. 134	KIT PEGASO C UP TRI	R965001 00003	P. 127
DEIMOS ULTRA BT KIT A400 FRA	R925265 00002	P. 76	GAMA AQ AT	D940009	P. 140	KIT PEGASO C UP	R965002 00002	P. 127
DEIMOS ULTRA BT KIT A600 FRA	R925269 00002	P. 76	GAM	D940007	P. 140	KIT PHEBE N	R915126 00102	P. 95
DESMO A15 O	P111527	P. 79	GHIBLI	D111879	P. 217	KIT PPA 10	P111522 00001	P. 116
DESME A15	P111526	P. 35	GIOTTO 30 BT RAL	P940058 00102	P. 146	KIT PPA 12	P111522 00002	P. 116
E180	N733304	P. 55	GIOTTO 30 BT	P940058 00002	P. 146	KIT PROFILI VISTA SL 3M UTILE N	P960614 00001	P. 115
E5	P930003 00001	P. 50	GIOTTO 305 BT 120 RAL	P940059 00101	P. 146	KIT PROFILI VISTA SL 3M UTILE O	P960614 00002	P. 115
EBP 120	P123001 00004	P. 222	GIOTTO 305 BT 120	P940059 00001	P. 146	KIT PROFILI VISTA SL 4.4M UTILE N	P960615 00001	P. 115
EBP 24	P123001 00013	P. 51	GIOTTO 305 BT RAL	P940059 00102	P. 146	KIT PROFILI VISTA SL 4.4M UTILE O	P960615 00002	P. 115
EBP24 120	P123001 00019	P. 222	GIOTTO 305 BT	P940059 00002	P. 146	KIT PROFILI VISTA SL 6M UTILE N	P960616 00001	P. 115
EBPE 52 24V	P123006 00013	P. 222	GIOTTO 60 BT RAL	P940060 00102	P. 146	KIT PROFILI VISTA SL 6M UTILE O	P960616 00002	P. 115
EBPE 52	P123006 00001	P. 51	GIOTTO 60 BT	P940060 00002	P. 146	KIT PROFILI VISTA SL C 6M (UTILE) N	P960618 00001	P. 115
EBPE 75	P123008 00001	P. 51	GIOTTO 60 BT	P940060 00002	P. 146	KIT PROFILI VISTA SL C 6M (UTILE) O	P960618 00002	P. 115
EBP	P123001 00001	P. 51	GIOTTO 60S BT 120 RAL	P940061 00101	P. 146	KIT PROFILI VISTA SLC 4.4M (UTILE) N	P960617 00001	P. 115
ECB DX	D121016	P. 50	GIOTTO 60S BT 120	P940061 00001	P. 146	KIT PROFILI VISTA SLC 4.4M (UTILE) O	P960617 00002	P. 115
ECB SX	D121017	P. 50	GIOTTO 60S BT RAL	P940061 00102	P. 146	KIT PROFILI VISTA TL 4,7M N	P960613 00001	P. 116
ECB VERTICALE	D121018	P. 35	GIOTTO BT A 30 U 230V50 RAL PERS	P940078 00102	P. 142	KIT PROFILI VISTA TL 4,7M O	P960613 00002	P. 116
ECOSOL BOX NO BATTERY	D113750	P. 197	GIOTTO BT A 30 U 230V50	P940078 00002	P. 142	KIT PROFILI VISTA TL 6,8M N	P960612 00001	P. 116
ECOSOL BOX	D113731	P. 141	GIOTTO BT A 30S U 120V60 RAL PERS	P940079 00101	P. 142	KIT PROFILI VISTA TL 6,8M O	P960612 00002	P. 116
ECOSOL CABLE	N999476	P. 141	GIOTTO BT A 30S U 120V60	P940079 00001	P. 142	KIT REEL RUA A20 230V R45	R960005 00001	P. 100
ECOSOL CHARGER	N999477	P. 141	GIOTTO BT A 30S U 230V50 RAL PERS	P940079 00102	P. 142	KIT REEL RUA A20 230V W45	R960004 00001	P. 100
ECOSOL DOUBLE	D113732	P. 141	GIOTTO BT A 30S U 230V50	P940079 00002	P. 142	KIT REEL RUA A30 230V R45	R960004 00002	P. 100
ECOSOL PANEL	N999471	P. 141	GIOTTO BT A 30S U 230V50 RAL PERS	P940079 00102	P. 142	KIT REEL RUA A30 230V W45	R960004 00002	P. 100
ECOSOL POST BR	N999473	P. 141	GIOTTO BT A 60 U 230V50 RAL PERS	P940080 00102	P. 142	KIT VIRGO FRA	R930130 00001	P. 42
ECOSOL SECURITY	N999475	P. 141	GIOTTO BT A 60 U 230V50	P940080 00002	P. 142	KIT VIRGO ITA	R930130 00002	P. 42
ELA SL 24.B KIT	N733534	P. 105	GIOTTO BT A 60 U 230V50 RAL PERS	P940081 00101	P. 142	KIT WIND RMB 130B 200-230 EF AUTO	R965004 00001	P. 123
ELA SLC 24.B KIT	N733535	P. 108	GIOTTO BT A 60S U 120V60 RAL PERS	P940081 00001	P. 142	KIT WIND RMB 130B 200-230 EF UP	R965004 00002	P. 123
ELBA BU	D113717 00002	P. 124	GIOTTO BT A 60S U 120V60	P940081 00001	P. 142			
ELBA	D113716 00002	P. 101	GIOTTO BT A 60S U 230V50 RAL PERS	P940081 00102	P. 142			
ELI 250 N BT	P930125 00001	P. 52	GIOTTO BT A 60S U 230V50	P940081 00002	P. 142			
ELI 250 N V 120	P930126 00001	P. 54	GSM RECEIVER	D113746 00003	P. 141			
ELI 250 N V	P930126 00002	P. 54	HIDE HINGE INF	N999524	P. 48			
ELI 250 N	P930125 00002	P. 54	HIDE HINGE SUP	N999526	P. 48			
ELMEC 1	D113612 00001	P. 211	HIDE SW	P930124 00001	P. 48			
ELMEC 2	D113613 00001	P. 211	HR100-CT	P111652	P. 106			
EOS 120	P915195 00002	P. 93	HYDRA N QSG2	D113730 00002	P. 95			
ER 1	P130025	P. 101	ICARO N F 120	P925225 00001	P. 86			
ERIS A30	P111537	P. 81	ICARO N F PROX SQ 230	P925229 00002	P. 86			
ERV	N733408	P. 105	ICARO N F PROX	P925228 00002	P. 86			
EV AD142-2	P111735	P. 188	ICARO N F SQ 120	P925227 00001	P. 86			
			ICARO N F SQ 230	P925227 00002	P. 86			
			ICARO N F V 120	P925226 00001	P. 86			
			ICARO N F V SQ 230	P925227 00003	P. 86			

KUSTOS BT A25	P935099 00002	P. 38	MITTO B RCBO2 R2 REPLAY	D111905	P. 156	PEGASO UP CONTROL 5	D121624	P. 128
KUSTOS BT A40	P935100 00002	P. 38	MITTO B RCBO4 R1 CLEAR ICE	D111947	P. 156	PERSEO CBD 230.P SD	D113779 00002	P. 166
KUSTOS BT KIT A25 FRA	R935307 00005	P. 38	MITTO B RCBO4 R1 SUNRISE	D111946	P. 156	PERSEO CBE 230.P SD	D113812 00002	P. 166
KUSTOS BT KIT A40 FRA	R935310 00005	P. 38	MITTO B RCBO4 R1 VINEYARD	D111945	P. 156	PFC1	P903010	P. 221
KUSTOS ULTRA BT A25	P935101 00002	P. 40	MITTO B RCBO4 R2 REPLAY	D111907	P. 156	PGI	P111158	P. 105
KUSTOS ULTRA BT A40	P935102 00002	P. 40	MITTO B RCBO4 R6 RAINBOW	N999629	P. 84	PHEBE N IP44	P915134 00106	P. 95
KUSTOS ULTRA BT KIT A25 FRA	R935308 00005	P. 40	MLB3	P120057	P. 133	PHEBE N SQ	P915135 00102	P. 95
KUSTOS ULTRA BT KIT A40 FRA	R935311 00005	P. 40	MLC7.5	P120059	P. 133	PHEBE N	P915134 00102	P. 95
KIT PRV20	P960619 00002	P. 118	MLC9.5	P120061	P. 133	PHOBOS AC KIT A25 FRA	R935304 00003	P. 34
KIT PRV40	P960620 00002	P. 120	MLC9	P120060	P. 133	PHOBOS AC KIT A50 FRA	R935305 00003	P. 34
KLEIO B RCA02 R1	D111888	P. 156	MLR2.5	P120056	P. 133	PHOBOS BT KIT A25 FRA	R935306 00005	P. 36
KLEIO B RCA04 R1	D111890	P. 156	MLV5	P120058	P. 133	PHOBOS BT KIT A40 FRA	R935309 00005	P. 36
LEO B CBB L01	D113767 00002	P. 128	MM10	N999330	P. 102	PHP ADA CC	P903021	P. 206
LEO B CBB L02	D113777 00002	P. 211	MM11	N999331	P. 102	PHP ADA	P903025	P. 89
LEO B CBB W01	D113768 00002	P. 128	MM12	N999332	P. 102	PHP BA1	P903023	P. 140
LEO D MA	D113695 00002	P. 211	MM8	N999328	P. 102	PHP BI	P903022	P. 206
LEONARDO KIT BLUETOOTH	P111387	P. 216	MM9	N999329	P. 102	PHP2	P903019	P. 134
LEONARDO KIT	P111386	P. 216	MOOVI 30 RAL	P940062 00102	P. 150	PHP3	P903026	P. 155
LIBRA C LX QSG2	D113715 00002	P. 209	MOOVI 30 RMM RAL	P940063 00002	P. 150	PHP4	P903027	P. 155
LIBRA C MA	D113672 00005	P. 210	MOOVI 30 RMM	P940063 00002	P. 150	PHP	P903018	P. 35
LIBRA CB HIDE	D113742 00002	P. 48	MOOVI 30S INOX	P940031 00002	P. 150	PIG 12/ULISSE 5	N733338	P. 128
LRV	P135005	P. 44	MOOVI 30S RAL	P940064 00102	P. 150	PIG 14/ULISSE 5	N733336	P. 128
LUX 2B WINTER	P935011 00028	P. 62	MOOVI 30S	P940064 00002	P. 150	PIG 18/ULISSE 5	N733339	P. 128
LUX 2B	P935011 00001	P. 62	MOOVI 30	P940062 00002	P. 150	PIG 30/ULISSE 5	N733337	P. 128
LUX BA	P935027 00001	P. 62	MOOVI 60 RAL	P940065 00102	P. 150	PILLAR ALARM	P800102	P. 168
LUX BT 2B	P935079 00001	P. 60	MOOVI 60 RMM RAL	P940066 00102	P. 150	PILLAR B 275/600.6C L SD	P970092 00003	P. 167
LUX BT	P935080 00001	P. 60	MOOVI 60 RMM	P940066 00002	P. 150	PILLAR B 275/600.6C LI SD	P970092 00004	P. 167
LUX B	P935010 00001	P. 62	MOOVI 60RMM INOX	P940066 00004	P. 150	PILLAR B 275/600.6C LI	P970092 00002	P. 167
LUX FC 2B	P935039 00001	P. 62	MOOVI 60	P940065 00002	P. 150	PILLAR B 275/600.6C L	P970092 00001	P. 167
LUX G BT 2B	P935083 00001	P. 60	MOP	D111713 00001	P. 170	PILLAR B 275/800.6C LI SD	P970093 00004	P. 167
LUX G WINTER	P935013 00022	P. 62	MOX	N733036	P. 218	PILLAR B 275/800.6C LI	P970092 00002	P. 167
LUX GV-2B	P935014 00005	P. 62	MITTO B RCBO2 R1	D111904	P. 35	PILLAR B 275/800.6C L	P970092 00001	P. 167
LUX GV-B	P935014 00002	P. 62	MITTO B RCBO2 R3	N999542	P. 156	PILLAR B 275/800.6C L SD	P970093 00003	P. 167
LUX GV-R	P935050 00001	P. 62	MITTO B RCBO4 R1	D111906	P. 102	PILLAR B 275/800.6C LI SD	P970093 00004	P. 167
LUX GV	P935014 00001	P. 62	MITTO B RCBO4 R3	N999543	P. 156	PILLAR B 275/800.6C LI	P970093 00002	P. 167
LUX G	P935013 00001	P. 62	NAT	N999131	P. 59	PILLAR B 275/800.6C L	P970093 00001	P. 167
LUX LR	P935049 00001	P. 62	OA-203C	P111754	P. 106	PL LX BT	N999443	P. 60
LUX L	P935012 00001	P. 62	OA-AXIS II	P111751	P. 106	PLE	D730178	P. 35
LUX MB	P935035 00001	P. 62	OA-AXIS TN	P111755	P. 106	PPA 10 108	P111159 00002	P. 121
LUX R 2B SN2	P935046 00002	P. 62	OA-AXIS T	P111753	P. 106	PPA 10 109	P111159 00003	P. 121
LUX R2B	P935046 00001	P. 62	OA-EDGE T 1200 2M	P111758	P. 114	PPA 10 110	P111159 00004	P. 121
LUX RSN2	P935044 00002	P. 62	OA-EDGE T 340 1M	P111756	P. 114	PPA 10 111	P111159 00005	P. 121
LUX R	P935044 00001	P. 62	OA-EDGE T 700 1M	P111757	P. 114	PPA 10 112	P111159 00006	P. 121
LUX SA	P935025 00001	P. 62	OMEGA AQ 6	N999606	P. 139	PPA 10 113	P111159 00007	P. 121
LUX WINTER	P935009 00025	P. 62	OMEGA AQ 5/STEEL	N999509	P. 151	PPA 10 114	P111159 00008	P. 121
LUX	P935009 00001	P. 62	OMEGA AQ	N999507	P. 143	PPA 10 115	P111159 00009	P. 121
MAGIC SWITCH	P111676	P. 106	OMEGA AT 70	N999607	P. 139	PPA 10 116	P111159 00010	P. 121
MAGISTRO BATT&KEY KIT	R400004	P. 186	OMEGA ATM FRA U35	P120071	P. 133	PPA 10 121	P111159 00013	P. 121
MAGISTRO BRAIN KIT	R400000	P. 186	OMEGA ATM FRA	P120048	P. 136	PPA 10 208	P111159 00016	P. 121
MAGISTRO LIGHT KIT	R400001	P. 186	OMEGA ATM U35	P120062	P. 133	PPA 10 211	P111159 00019	P. 121
MAGISTRO ROLL KIT	R400002	P. 186	OMEGA ATML U	P120046	P. 134	PPA 10 212	P111159 00020	P. 121
MAGISTRO SECURITY KIT	R300004	P. 187	OMEGA ATML	P120044	P. 136	PPA 10 213	P111159 00021	P. 121
MAGISTRO STARTER KIT	R400000 00001	P. 186	OMEGA AT	N999513	P. 143	PPA 10 214	P111159 00022	P. 121
MAGISTRO UNI KIT	R400003	P. 186	OMEGA AT	P120043	P. 136	PPA 10 215	P111159 00023	P. 121
MAXIMA 30	P940070	P. 136	OMEGA FRC ATML U	P120047	P. 134	PPA 10 216	P111159 00024	P. 121
MAXIMA 60	P940071	P. 136	OMEGA FRC ATML	P120045	P. 136	PPA 10 217	P111159 00025	P. 121
MAXIMA 80	P940072	P. 136	ORO E	P935058 00001	P. 58	PPA 10 219	P111159 00026	P. 121
MAXIMA ULTRA 35 SM	P940073 00002	P. 133	ORO	P935059 00001	P. 58	PPA 10 221	P111159 00027	P. 121
MAXIMA ULTRA 68 SM	P940074 00002	P. 133	OT 3	P111759	P. 106	PPA 10 223	P111159 00028	P. 121
MCL BT A BAT KIT	P125038	P. 140	P4,5 WINTER	P935061 00004	P. 65	PPA 10 225	P111159 00029	P. 121
MCL LAMPO KIT	P120006	P. 139	P4,5	P935061 00001	P. 65	PPA 10 227	P111159 00030	P. 121
MCL LIGHT KIT	P120005 00001	P. 139	P7 WINTER	P935060 00004	P. 65	PPA 10 229	P111159 00031	P. 121
ME BT	D111761	P. 36	P7	P935060 00001	P. 65	PPA 12 110	P111159 00066	P. 121
ME110	D111501	P. 215	PASSY ANTENNA MONO	D111457 00002	P. 195	PPA 12 111	P111159 00067	P. 121
ME	D111013	P. 34	PASSY ANTENNA OMNI	D111457 00001	P. 195	PPA 12 112	P111159 00068	P. 121
MICHELANGELO BT A 60 U 120 RAL	P940076 00101	P. 138	PASSY TRANSPONDER	D111456	P. 195	PPA 12 113	P111159 00069	P. 121
MICHELANGELO BT A 60 U 120	P940076 00001	P. 138	PBE	N733391	P. 94	PPA 12 115	P111159 00071	P. 121
MICHELANGELO BT A 60 U RAL	P940076 00102	P. 138	PCA ATM 3	P120053 00001	P. 134	PPA 12 119	P111159 00074	P. 121
MICHELANGELO BT A 60 U	P940076 00002	P. 138	PCA ATM 5	P120053 00002	P. 134	PPA 12 123	P111159 00076	P. 121
MICHELANGELO BT A 80 U 120 RAL	P940077 00101	P. 138	PCA ATM 8	P120053 00003	P. 134	PPA 12 211	P111159 00081	P. 121
MICHELANGELO BT A 80 U 120	P940077 00001	P. 138	PCA N3	P120028 00001	P. 139	PPA 12 213	P111159 00083	P. 121
MICHELANGELO BT A 80 U RAL	P940077 00102	P. 138	PCA N4	P120028 00002	P. 139	PPA 12 215	P111159 00085	P. 121
MICHELANGELO BT A 80 U	P940077 00002	P. 138	PCA N5	P120028 00003	P. 139	PPA 12 217	P111159 00087	P. 121
MICHELANGELO BT A 80 U 120 RAL	P940077 00101	P. 138	PCA N6	P120028 00004	P. 139	PPA 12 219	P111159 00088	P. 121
MICHELANGELO BT A 80 U 120	P940077 00001	P. 138	PCA N8	P120028 00005	P. 139	PPA 12 221	P111159 00089	P. 121
MICHELANGELO BT A 80 U RAL	P940077 00102	P. 138	PEG CB UP MONO	P111457	P. 210	PPA 12 223	P111159 00090	P. 121
MICHELANGELO BT A 80 U	P940077 00002	P. 138	PEG CB UP TRI	P111458	P. 211	PPA 12 225	P111159 00091	P. 121
MIME AC	D113824	P. 101	PEG CCP	N999468	P. 128	PPA 12 229	P111159 00093	P. 121
			PEGASO ADA	N733449	P. 128	PPA SL-SLC 8-10- 12-13.5	P111679	P. 106
			PEGASO CABLE MONO	D121631	P. 128	PPA TL 1600 N	P111663 00001	P. 112
			PEGASO CABLE TRI	D121632	P. 128	PPA TL 1600 O	P111663 00002	P. 112
			PEGASO UP CONTROL 10	D121625	P. 128	PPA TL 3200 N	P111664 00001	P. 112

PPA TL 3200 O	P111664 00002	P. 112	PRV GK.15	P111644	P. 117	RIGEL 5	D113693 00003	P. 34
PPA TL FX	P111688	P. 111	PRV GK.24	P111619	P. 117	RIP	P111325	P. 219
PPA TL GD	P111689	P. 111	PRV GK.28	P111622	P. 117	RME 1 BT	P111274	P. 140
PPR	P111156	P. 105	PRV TL T	P111660	P. 111	RME 2	P111001 00003	P. 140
PRM	P120031	P. 144	PRV-CHN 10	P800077	P. 154	RO 2	D111305	P. 217
PRO 130	P111081	P. 220	PRV-CHN 16	P800078	P. 154	RST ATM	P120049	P. 134
PROXIMA BLUE	P111465	P. 184	PUSH PLATE	P111677	P. 106	RTD 2048	D113670 00002	P. 170
PROXIMA	P111326	P. 212	PAD RCD 01 F	D111911	P. 101	RTD CA 2048	D113671 00002	P. 191
PRV 20.010	P111630 00002	P. 117	PAD RCD 01 R	D111909	P. 101	RUL 60/1,5	P130010	P. 101
PRV 20.020	P111631 00002	P. 117	PAD RCD 05 R	D111910	P. 101	RUL 60/3	P130012	P. 101
PRV 20.030	P111632 00002	P. 117	PEGASO BCJA620L01	P925205 00003	P. 127	RUL 60/6	P130008	P. 101
PRV 20.040	P111633 00002	P. 117	PEGASO BCJA620L11	P925205 00004	P. 127	S RFLP	P111409	P. 140
PRV 20.060	P111635 00002	P. 117	PEGASO BCJA625L01	P925203 00004	P. 127	SAS1 KIT B GDA 260 B01	N999620	P. 92
PRV 20.070	P111636 00002	P. 117	PEGASO BCJA625L02	P925204 00004	P. 127	SAS2 KIT B GDA 260 B01	N999621	P. 92
PRV 20.080	P111637 00002	P. 117	PEGASO BCJA625L11	P925203 00006	P. 127	SASA 1AM SIST SFOND.1 ANTA MOBILE	P111720 00002	P. 105
PRV 20.090	P111638 00002	P. 117	PEGASO BCJA625L12	P925204 00006	P. 127	SASA 1AMF SIST SFOND.ANTE 1 MOB + 1 FX	P111721 00002	P. 105
PRV 20.100	P111639 00002	P. 117	PEGASO BCJA645W01	P925203 00005	P. 127	SASA 2AM SIST SFOND._2 ANTE MOB	P111722 00002	P. 105
PRV 20.110	P111690 00002	P. 118	PEGASO BCJA645W02	P925204 00005	P. 127	SASA 2AMF SIST SFOND.ANTE 2 MOB + 2 FX	P111723 00002	P. 105
PRV 20.120	P111692 00002	P. 118	PEGASO BCJA645W11	P925203 00007	P. 127	SASA KPH KIT FOTOC. RILIEVO SFONDAM.ANTE	P111724 00002	P. 105
PRV 20.130	P111693 00002	P. 118	PEGASO CABLE AUTO 10N	D121680	P. 128	SASA PRA 2,5 PROF. PROT.ANTA FX/MOB 2.5M	P111725 00002	P. 105
PRV 20.140	P111694 00002	P. 118	PEGASO CABLE AUTO 5N	D121679	P. 128	SASA PRA 5 PROF. PROTEZ.ANTA FX/ MOB, 5M	P111726 00002	P. 105
PRV 20.A16	P111645	P. 117	PEGASO CABLE ENC 10	D121675	P. 128	SASAM 1	P111163 00002	P. 105
PRV 20.A17	P111646	P. 117	PEGASO CABLE ENC 5	D121674	P. 128	SASAM 2	P111263 00002	P. 105
PRV 20.A18	P111647	P. 111	PHOBOS AC A25	P935098 00002	P. 34	SB BAT 2	P125021	P. 214
PRV 20.A21	P111650	P. 118	PHOBOS AC A50 120	P935097 00001	P. 34	SB BAT	P125002	P. 214
PRV 20.A22	P111651	P. 118	PHOBOS AC A50	P935097 00002	P. 34	SBV C	P111508	P. 108
PRV 20.A23	P111710	P. 118	PHOBOS BT A25	P935096 00002	P. 36	SBV TL	P111640 00001	P. 112
PRV 20.A24	P111711	P. 118	PHOBOS BT A40	P935095 00002	P. 36	SBV	P111445	P. 106
PRV 20GD.19	P111648	P. 111	Q.BO KEY WM AV	P121023	P. 35	SB	D573003	P. 139
PRV 20GD.20	P111649	P. 118	Q.BO KEY WM	P121022	P. 35	SCC	N733392	P. 52
PRV 40.010	P111600 00002	P. 119	Q.BO PAD	P121025	P. 82	SCHEDA MCL KIT	P120009	P. 139
PRV 40.020	P111601 00002	P. 119	Q.BO TOUCH	P121024	P. 35	SCP	N733502	P. 52
PRV 40.030	P111602 00002	P. 119	QSG2	D223040	P. 214	SCS 1 MA	P111377	P. 215
PRV 40.040	P111603 00002	P. 119	RADIUS B LTA 230 R1	D113748 00002	P. 35	SCS 1	P111376	P. 144
PRV 40.050	P111604 00002	P. 119	RADIUS B LTA 230 R2	D113749 00002	P. 35	SCS IO	P125014	P. 216
PRV 40.060	P111605 00002	P. 119	RADIUS B LTA 24 R1	D113748 00003	P. 37	SCS WIE	P111408	P. 205
PRV 40.070	P111606 00002	P. 119	RADIUS B LTA 24 R2	D113749 00003	P. 37	SCT	N733189	P. 222
CORNICE ABBATTIMENTO L=6.82	P111607 00002	P. 105	RANCH B 219/500 I	P970081 00003	P. 180	SD BOX	D223050	P. 214
PRV 40.090	P111608 00002	P. 119	RANCH B 219/500 LI	P970081 00004	P. 180	SEB	N733020	P. 98
PRV 40.110	P111609 00002	P. 119	RANCH B 219/500 L	P970081 00002	P. 180	SECURBASE LIGHT USB	P111388	P. 191
PRV 40.120 MONTANTE ABBATTIMENTO L=5.1	P111610 00002	P. 105	RANCH B 219/500	P970081 00001	P. 180	SECURBASE PLUS USB	P111389	P. 191
PRV 40.130	P111611 00002	P. 119	RANCH B 219/700 I	P970082 00003	P. 180	SELETTTO E	P121013	P. 195
PRV 40.140	P111612 00002	P. 119	RANCH B 219/700 LI	P970082 00004	P. 180	SELETTTO	P121012	P. 195
PRV 40.150	P111613 00002	P. 119	RANCH B 219/700 L	P970082 00002	P. 180	SET/5	N733069	P. 92
PRV 40.160	P111614 00002	P. 119	RANCH B 219/700 LI	P970082 00001	P. 180	SFD	N999151	P. 76
PRV 40.170	P111691 00002	P. 119	RANCH C 275/600CN I	P970102 00003	P. 181	SFI	N999156	P. 83
PRV 40.310	P111615 00002	P. 119	RANCH C 275/600CN LI	P970102 00004	P. 181	SFQ	N999070	P. 214
PRV 40.320	P111616 00002	P. 119	RANCH C 275/600CN L	P970102 00002	P. 181	SFSP	P125015	P. 88
PRV 40.A38	P111698	P. 119	RANCH C 275/600CN LI	P970103 00004	P. 181	SFZ	N733121	P. 128
PRV 40.A39	P111696	P. 119	RANCH C 275/600CN L	P970103 00002	P. 181	SHEDIR B CBC 02 L01	P111515	P. 100
PRV 40.A40	P111697	P. 119	RANCH C 275/600CN LI	P970103 00004	P. 181	SIBOX	N574005	P. 218
PRV 40.A49	P111699	P. 119	RANCH C 275/600CN L	P970103 00002	P. 181	SL BAT1	P125033	P. 214
PRV 40.A50	P111700	P. 119	RANCH C 275/800CN I	P970103 00001	P. 181	SL BAT2	P125035	P. 77
PRV 40.A52	P111701	P. 120	RANCH C 275/800CN LI	P970103 00004	P. 181	SLV SBV C1	N733527	P. 108
PRV 40.A53 CERNIERE PER SASA DX	N733589	P. 106	RANCH C 275/800CN L	P970103 00002	P. 181	SLV SBV C2	N733526	P. 108
PRV 40.A54 CERNIERE PER SASA SX	N733590	P. 105	RANCH C 275/800CN LI	P970103 00004	P. 181	SLV SBV TL1	N733564	P. 112
PRV 40.A55	P111702	P. 120	RANCH C 275/800CN L	P970103 00002	P. 181	SLV SBV TL2	N733565	P. 111
PRV 40.A72	P111703	P. 120	RANCH D 275/800CN LI	P970096 00002	P. 182	SM1	P115005	P. 92
PRV 40.A73	P111704	P. 120	RANCH D 275/800CN L	P970096 00001	P. 182	SM2	P115001	P. 94
PRV 40.A75	P111705	P. 120	RANCH D 275/800CN LI	P970104 00002	P. 182	SM5013	N999324	P. 102
PRV 40.A76	P111706	P. 120	RAU	P111449	P. 215	SM5014	N999325	P. 102
PRV 40.A77	P111707	P. 120	RB	P121016	P. 92	SM5015	N999326	P. 102
PRV 40.A79	P111708	P. 120	RCAL	N733422	P. 126	SM504	P130015	P. 102
PRV 40.A80	P111709	P. 120	RCA	N733421	P. 126	SM505	P130014	P. 102
PRV 40GD.70	P111627	P. 111	REEL RUA A10 230V R45	P910037 00001	P. 100	SP3500 SAFETY	P125016	P. 88
PRV 40GD.78	P111628	P. 111	REEL RUA A10 230V W45	P910035 00001	P. 100	SP3500 TRI 230	P925207 00002	P. 88
PRV AA SLC LEAF ATTACHMENT PROFILE VISTASLC	P111682	P. 109	REEL RUA A20 230V R45	P910037 00002	P. 100	SP3500 TRI 400	P925207 00001	P. 88
PRV AA SL	P111681	P. 106	REEL RUA A20 230V W45	P910035 00002	P. 100	SPAC	P111678	P. 106
PRV BR.13	P111642	P. 117	REEL RUA A30 230V R45	P910037 00003	P. 100	SPC2	D121612	P. 218
PRV BR.26	P111620	P. 117	REEL RUA A30 230V W45	P910035 00003	P. 100	SPC3	D121619	P. 218
PRV BR.27	P111621	P. 117	REEL RUA A50 230V R45	P910037 00004	P. 100	SPC	D121611	P. 218
PRV BR.47	P111618	P. 111	REEL RUA A50 230V W45	P910035 00004	P. 100	SPIRA 2X1	D110926 00001	P. 140
PRV BR.48	P111618 00001	P. 111	REEL RUA A50 230V W45	P910035 00004	P. 100	SPL	D113050	P. 215
PRV BR.49	P111618 00002	P. 111	REEL RUA A50 230V W45	P910035 00004	P. 100	SPRV TL T	P111661	P. 111
PRV GK.02	P111623	P. 117	REEL RUA A50 230V WM45	P910036 00001	P. 100	SRV DIN	P120032	P. 134
PRV GK.03	P111624	P. 117	REMOTE CONTROL	P111405	P. 219	SSR5	D111704	P. 215
PRV GK.06	P111625	P. 117	RE	D111050	P. 217	SS	D111061	P. 215
PRV GK.07	P111626	P. 117	RIGEL 5 SD 110V	D113693 00001	P. 212			
PRV GK.09	P111712	P. 118						
PRV GK.12	P111641	P. 117						
PRV GK.14	P111643	P. 117						

STOPPY ALARM	P800075	P. 171	VISTA SL C-109	P960560 00002	P. 107	WIND RMB 170B 200-230	P910043 00002	P. 123
STOPPY B 115/500	P970088 00001	P. 175	VISTA SL C-110	P960561 00002	P. 107	WIND RMB 350B 200-230 EF	P910046 00002	P. 123
STOPPY B 200/700	P970089 00001	P. 175	VISTA SL C-111	P960562 00002	P. 107	WIND RMC 235B 240-230 EF	P910039 00002	P. 123
STOPPY BAT	P975001	P. 171	VISTA SL C-112	P960563 00002	P. 107	WIND RMC 235B 240-230	P910038 00002	P. 123
STOPPY EXTENSION 25	P800041	P. 166	VISTA SL C-113	P960564 00002	P. 107	WIND RMC 445B 240-230 EF	P910040 00002	P. 123
STOPPY EXTENSION 50	P800042	P. 166	VISTA SL C-114	P960565 00002	P. 107	WMP SL SLC	P111680	P. 106
STOPPY MBB KIT 219/500.C 230 C	R950008 00002	P. 171	VISTA SL C-115	P960566 00002	P. 107	X EFI	N999510	P. 124
STOPPY MBB KIT 219/500.C 230 L C	R950008 00003	P. 171	VISTA SL C-116	P960567 00002	P. 107	XPASS 800 ALARM	P800103	P. 166
STOPPY MBB KIT 219/500.C 230 LI C	R950008 00004	P. 171	VISTA SL C-123	P960571 00002	P. 107	XPASS B 275/800C L SD	P970094 00003	P. 165
STOPPY MBB KIT 219/700.C 230 C	R950009 00002	P. 171	VISTA SL C-125	P960572 00002	P. 107	XPASS B 275/800C LI SD	P970094 00004	P. 165
STOPPY MBB KIT 219/700.C 230 L C	R950009 00003	P. 171	VISTA SL C-208	P960543 00002	P. 107	XPASS B 275/800C LI	P970094 00002	P. 165
STOPPY MBB KIT 219/700.C 230 LI C	R950009 00004	P. 171	VISTA SL C-209	P960544 00002	P. 107	XPASS B 275/800C L	P970094 00001	P. 165
STR	N190106	P. 80	VISTA SL C-215	P960549 00002	P. 107	XPASS B 330/1200 BODY LI	P970105 00002	P. 165
ST	P115003	P. 94	VISTA SL C-216	P960550 00002	P. 107	XPASS B 330/1200 BODY L	P970105 00001	P. 165
SUB BT	P930123 00001	P. 67	VISTA SL C-217	P960551 00002	P. 107	XPASS B 330/1200 HYDR. UNIT + EFO	D113829	P. 165
SUB DX	P930026 00001	P. 69	VISTA SL C-219	P960552 00002	P. 107	XPASS B 330/1200 HYDR. UNIT	D113828	P. 165
SUB E DX	P930009 00004	P. 69	VISTA SL C-221	P960553 00002	P. 107	ZARA BT L2	D113796 00002	P. 36
SUB E R WINTER SX	P930013 00012	P. 69	VISTA SL C-223	P960554 00002	P. 107	ZFAF2	P120026	P. 140
SUB E SX	P930009 00005	P. 69	VISTA SL C-225	P960555 00002	P. 107			
SUB EG DX	P930011 00005	P. 69	VISTA SL C-227	P960556 00002	P. 107			
SUB EG SX	P930011 00006	P. 69	VISTA SL-107	P960502 00006	P. 104			
SUB EL DX	P930014 00005	P. 69	VISTA SL-108	P960503 00006	P. 104			
SUB EL SX	P930014 00006	P. 69	VISTA SL-109	P960504 00006	P. 104			
SUB ER DX	P930013 00007	P. 69	VISTA SL-110	P960505 00006	P. 104			
SUB ER SX	P930013 00008	P. 69	VISTA SL-111	P960506 00006	P. 104			
SUB G DX	P930010 00005	P. 69	VISTA SL-112	P960507 00006	P. 104			
SUB G SX	P930010 00006	P. 69	VISTA SL-113	P960508 00006	P. 104			
SUB R DX	P930012 00005	P. 69	VISTA SL-114	P960509 00006	P. 104			
SUB R SX	P930012 00006	P. 69	VISTA SL-115	P960510 00006	P. 104			
SUB R WINTER DX	P930012 00009	P. 69	VISTA SL-116	P960511 00006	P. 104			
SUB R WINTER SX	P930012 00010	P. 69	VISTA SL-117	P960512 00006	P. 104			
SUB SX	P930026 00002	P. 69	VISTA SL-119	P960513 00006	P. 104			
STRAIGHT EXTENSION	P145001	P. 216	VISTA SL-121	P960514 00006	P. 104			
TA BIN	N999370	P. 94	VISTA SL-123	P960515 00006	P. 104			
TA	N999025	P. 221	VISTA SL-125	P960516 00006	P. 104			
TBA	P800037	P. 166	VISTA SL-208	P960517 00002	P. 104			
TB	D221074	P. 221	VISTA SL-209	P960518 00002	P. 104			
TCAP	P800108	P. 166	VISTA SL-210	P960519 00002	P. 104			
THALIA P 120V	D113747 00001	P. 209	VISTA SL-211	P960520 00002	P. 104			
THALIA P	D113747 00002	P. 36	VISTA SL-212	P960521 00002	P. 104			
THALIA	D113745 00002	P. 36	VISTA SL-213	P960522 00002	P. 104			
THEA A15 O.PF UNI	P111714	P. 34	VISTA SL-214	P960501 00002	P. 104			
THEA A15 O.PF	P111528	P. 77	VISTA SL-215	P960523 00002	P. 104			
THEKE B PRA O1	P125018	P. 83	VISTA SL-216	P960524 00002	P. 104			
THERMO	P120018	P. 140	VISTA SL-217	P960525 00002	P. 104			
TIZIANO B GDA 260 S01	P915199 00002	P. 91	VISTA SL-219	P960526 00002	P. 104			
TL 60 KIT	P130018	P. 101	VISTA SL-221	P960527 00002	P. 104			
TL 60 M KIT	P130020	P. 101	VISTA SL-223	P960528 00002	P. 104			
TLB	D113727	P. 215	VISTA SL-225	P960529 00002	P. 104			
TL	P800039	P. 166	VISTA SL-227	P960530 00002	P. 104			
TP MINI KEYPAD	D113822	P. 187	VISTA SL-229	P960531 00002	P. 104			
TP RFID KEY TAG	D110981	P. 187	VISTA TL2-207	P960580 00002	P. 110			
TP ZXT 120	P111743	P. 188	VISTA TL2-208	P960581 00002	P. 110			
TPF	P800040	P. 166	VISTA TL2-209	P960582 00002	P. 110			
TRAFFIC LIGHT	D121458	P. 170	VISTA TL2-210	P960583 00002	P. 110			
TSU	P800038	P. 166	VISTA TL2-212	P960584 00002	P. 110			
TSWP XL	P111568	P. 113	VISTA TL2-214	P960585 00002	P. 110			
TWIN CHN PADLOCK	P800107	P. 154	VISTA TL2-216	P960586 00002	P. 110			
TWIN OFF LIGHT	P970080	P. 154	VISTA TL2-218	P960587 00002	P. 110			
TWIN ON LIGHT	P970079	P. 154	VISTA TL2-220	P960588 00002	P. 110			
TWIN-OFF	P970100	P. 154	VISTA TL2-222	P960589 00002	P. 110			
TWIN-ON	P970099	P. 154	VISTA TL2-224	P960590 00002	P. 110			
TIMER	P130024	P. 101	VISTA TL2-226	P960591 00002	P. 110			
U-BASE 2 ANDROID	P111523	P. 184	VISTA TL2-228	P960592 00002	P. 110			
U-BASE 2 PC	P111510	P. 184	VISTA TL2-230	P960593 00002	P. 110			
U-PROG	P111529	P. 202	VISTA TL2-232	P960594 00002	P. 110			
U-SDK FULL 2	P111514 00002	P. 185	VISTA TL4-416	P960595 00002	P. 110			
U-SDK FULL 8	P111514 00008	P. 185	VISTA TL4-418	P960596 00002	P. 110			
U-SDK LIGHT 2	P111513 00002	P. 185	VISTA TL4-420	P960597 00002	P. 110			
U-SDK LIGHT 8	P111513 00008	P. 185	VISTA TL4-422	P960598 00002	P. 110			
UNIPOWER	D121501	P. 212	VISTA TL4-424	P960599 00002	P. 110			
VENTIMIGLIA NS	P111401 00001	P. 34	VISTA TL4-426	P960600 00002	P. 110			
VIO-DT1	P111654	P. 106	VISTA TL4-428	P960601 00002	P. 110			
VIO-DT2	P111653	P. 106	VISTA TL4-430	P960602 00002	P. 110			
VIO-M	P111662	P. 106	VISTA TL4-432	P960603 00002	P. 110			
VIO-ST	P111656	P. 106	VISTA TL4-434	P960604 00002	P. 110			
VIRGO 120	P930116 00001	P. 42	VISTA TL4-436	P960605 00002	P. 110			
VIRGO BAT	P125008	P. 43	VISTA TL4-438	P960606 00002	P. 110			
VIRGO SQ	P930117 00002	P. 42	VISTA TL4-440	P960607 00002	P. 110			
VIRGO	P930116 00002	P. 42	VISTA TL4-442	P960608 00002	P. 110			
VISTA SEL	D113722	P. 105	VISTA TL4-444	P960609 00002	P. 110			
VISTA SL C-107	P960558 00002	P. 107	VISTA SEL SW	D113789	P. 113			
VISTA SL C-108	P960559 00002	P. 107	VISTA SW MXL	P960578 00002	P. 113			
			VISTA SW SXL	P960577 00002	P. 113			
			WIND RMB 130B 200-230 EF	P910042 00002	P. 123			
			WIND RMB 130B 200-230	P910041 00002	P. 123			
			WIND RMB 170B 200-230 EF	P910044 00002	P. 123			

ANALYTICAL INDEX BY CODE 9

D110912	COMPASS - ISOCARD	P. 166
D110914	COMPASS - RING	P. 166
D110917	COMPASS - CUSTOM ISOCARD	P. 203
D110926 00001	SPIRA 2X1	P. 152
D110981	TP RFID KEY TAG	P. 199
D111013	ME	P. 46
D111050	RE	P. 229
D111061	SS	P. 227
D111305	RO 2	P. 229
D111456	PASSY TRANSPONDER	P. 207
D111457 00001	PASSY ANTENNA OMNI	P. 207
D111457 00002	PASSY ANTENNA MONO	P. 207
D111501	ME10	P. 227
D111662	CLONIX 2	P. 229
D111664	CLONIX 2 2048	P. 228
D111704	SSR5	P. 227
D111713 00001	MOP	P. 182
D111761	ME BT	P. 48
D111879	GHIBLI	P. 229
D111888	KLEIO B RCA02 R1	P. 168
D111890	KLEIO B RCA04 R1	P. 168
D111904	MITTO B RCBO2 R1	P. 47
D111905	MITTO B RCBO2 R2 REPLAY	P. 168
D111906	MITTO B RCBO4 R1	P. 114
D111907	MITTO B RCBO4 R2 REPLAY	P. 168
D111909	PAD RCD 01 R	P. 113
D111910	PAD RCD 05 R	P. 113
D111911	PAD RCD 01 F	P. 113
D111945	MITTO B RCBO4 R1 VINEYARD	P. 168
D111946	MITTO B RCBO4 R1 SUNRISE	P. 168
D111947	MITTO B RCBO4 R1 CLEAR ICE	P. 168
D111959	AXXEDO MODULE	P. 205
D111960	AXXEDO CEREBRO	P. 205
D111984	AXXEDO CEREBRO 8	P. 205
D111985	AL KEY FOB DSA22	P. 199
D113050	SPL	P. 227
D113256	COMPASS 485	P. 166
D113612 00001	ELMEC 1	P. 223
D113613 00001	ELMEC 2	P. 223
D113631	AEL 30.8	P. 229
D113632	AEL 433	P. 229
D113670 00002	RTD 2048	P. 182
D113671 00002	RTD CA 2048	P. 203
D113672 00005	LIBRA C MA	P. 222
D113674 00001	CLONIX 2E	P. 153
D113674 00003	CLONIX 2E 2048	P. 228
D113680 00002	ALPHA SD	P. 62
D113691	COMPASS SC USB	P. 203
D113693 00001	RIGEL 5 SD 110V	P. 224
D113693 00003	RIGEL 5	P. 46
D113695 00002	LEO D MA	P. 223
D113703 00002	ALTAIR P	P. 58
D113704	COMPASS SLIM	P. 166
D113705	ACOUSTIC DETECTOR	P. 178
D113706 00002	ALCOR N	P. 62
D113706 00003	ALCOR N SD 120V	P. 224
D113715 00002	LIBRA C LX QSG2	P. 221
D113716 00002	ELBA	P. 113
D113717 00002	ELBA BU	P. 136
D113718 00002	CLONIX 4 RTE	P. 153
D113722	VISTA SEL	P. 117
D113727	TLB	P. 227
D113730 00002	HYDRA N QSG2	P. 107
D113731	ECOSOL BOX	P. 153
D113732	ECOSOL DOUBLE	P. 153
D113742 00002	LIBRA CB HIDE	P. 60
D113745 00002	THALIA	P. 48
D113746 00003	GSM RECEIVER	P. 153
D113747 00001	THALIA P 120V	P. 221
D113747 00002	THALIA P	P. 48
D113748 00002	RADIUS B LTA 230 R1	P. 47
D113748 00003	RADIUS B LTA 24 R1	P. 49
D113749 00002	RADIUS B LTA 230 R2	P. 47
D113749 00003	RADIUS B LTA 24 R2	P. 49
D113750	ECOSOL BOX NO BATTERY	P. 209
D113767 00002	LEO B CBB L01	P. 140
D113768 00002	LEO B CBB W01	P. 140
D113777 00002	LEO B CBB L02	P. 223
D113779 00002	PERSEO CBD 230.P SD	P. 178
D113783	IPNOS B LTB 24 R1	P. 97
D113789	VISTA SEL SW	P. 125

D113796 00002	ZARA BT L2	P. 48
D113799	AXXEDO Q.BO DC	P. 205
D113800	AXXEDO Q.BO SA	P. 167
D113801	AXXEDO STAND ALONE	P. 205
D113805 00002	B EBA TCP/IP GATEWAY	P. 118
D113807 00002	CLONIX 2E AC U-LINK 230	P. 146
D113808 00003	CLONIX UNI AC U-LINK 230V	P. 153
D113809	AXXEDO SLOT	P. 205
D113811 00002	ALENA ACL2	P. 46
D113812 00002	PERSEO CBE 230.P SD	P. 178
D113822	TP MINI KEYPAD	P. 199
D113824	MIME AC	P. 113
D113828	XPASS B 330/1200 HYDR. UNIT	P. 177
D113829	XPASS B 330/1200 HYDR. UNIT + EFO	P. 177
D121016	ECB DX	P. 62
D121017	ECB SX	P. 62
D121018	ECB VERTICALE	P. 47
D121458	TRAFFIC LIGHT	P. 182
D121501	UNIPOWER	P. 224
D121611	SPC	P. 230
D121612	SPC2	P. 230
D121619	SPC3	P. 230
D121624	PEGASO UP CONTROL 5	P. 140
D121625	PEGASO UP CONTROL 10	P. 140
D121631	PEGASO CABLE MONO	P. 140
D121632	PEGASO CABLE TRI	P. 140
D121674	PEGASO CABLE ENC 5	P. 140
D121675	PEGASO CABLE ENC 10	P. 140
D121679	PEGASO CABLE AUTO 5N	P. 140
D121680	PEGASO CABLE AUTO 10N	P. 140
D121696	AXXEDO POWER	P. 206
D141160	FLEXY 6	P. 233
D191099	CINGHIA DENTATA GOMMA RPP8-15 ANTIS. 30M	P. 127
D191116	CINGHIA DENTATA GOMMA RPP8-10 ANTIS. 30M	P. 127
D221073	CP	P. 88
D221074	TB	P. 233
D221573	CCI	P. 233
D223040	QSG2	P. 226
D223050	SD BOX	P. 226
D223066	CPEM	P. 226
D223072	CPEL	P. 226
D223078	AXXEDO BOX	P. 206
D412377	BCP	P. 108
D531097 00001	CRC SPARE KEY	P. 235
D571053	CVZ	P. 94
D571054	CFZ	P. 99
D571491	CFZ6	P. 100
D573003	SB	P. 151
D610180	CLS	P. 46
D610256	CLS/82	P. 234
D730178	PLE	P. 47
D730251	CBO	P. 155
D730964	BM	P. 151
D831081	CMS	P. 47
D940007	GAM	P. 152
D940008	GA AQ AT	P. 152
D940009	GAMA AQ AT	P. 152
N190039	CSP 10	P. 99
N190040	CSP 20	P. 99
N190041	CSP 25	P. 233
N190104	BIR C	P. 46
N190106	STR	P. 92
N574005	SIBOX	P. 230
N574039	BOX	P. 55
N728002	BSC	P. 83
N728011	BS E5	P. 63
N728022	AQ6	P. 151
N728026	AT 704	P. 151
N728027	AT 504	P. 151
N728028	AT 502	P. 151
N728030	AT 706	P. 151
N728031	AT3	P. 155
N728032	AT5	P. 155
N728033	AQ3	P. 155
N728034	AQ5	P. 155
N728038	AT6	P. 155

N728051	ART 90 Q	P. 155
N733008	BL E5	P. 63
N733020	SEB	P. 110
N733036	MOX	P. 230
N733038	CA1	P. 110
N733040	CA2	P. 110
N733041	CA2C	P. 110
N733042	CAS1	P. 110
N733048	CAS2	P. 110
N733066 00001	CPS DX	P. 83
N733066 00002	CPS SX	P. 83
N733066 00003	FCS DX	P. 83
N733066 00004	FCS SX	P. 83
N733069	SET/S	P. 104
N733074	CAS1L	P. 110
N733075	CAS2L	P. 110
N733092	CPS G	P. 83
N733112	CBA	P. 108
N733113	CBASL	P. 108
N733114	CBAC	P. 108
N733119	CBAS	P. 108
N733120	CTA	P. 108
N733121	SFZ	P. 140
N733129	CTA2	P. 108
N733148	COR 30	P. 140
N733149	COR 40	P. 140
N733189	SCT	P. 234
N733221	CBAC-G	P. 108
N733288	BLP	P. 108
N733299	CTBP	P. 107
N733304	E180	P. 67
N733336	PIG 14/ULISSE 5	P. 140
N733337	PIG 30/ULISSE 5	P. 140
N733338	PIG 12/ULISSE 5	P. 140
N733339	PIG 18/ULISSE 5	P. 140
N733391	PBE	P. 106
N733392	SCC	P. 64
N733397	BTFC 120 E	P. 64
N733398	BTFC 120 E INOX	P. 64
N733408	ERV	P. 117
N733421	RCA	P. 138
N733422	RCAL	P. 138
N733424	ARB ORO	P. 71
N733426	ARB LUX	P. 76
N733427	ARB PHOBOS N	P. 47
N733428	ARB PHOBOS N L	P. 47
N733449	PEGASO ADA	P. 140
N733474	ARB LUX G	P. 76
N733480 00001	FCS BT	P. 79
N733502	SCP	P. 64
N733526	SLV SBV C2	P. 120
N733527	SLV SBV C1	P. 120
N733534	ELA SL 24.B KIT	P. 117
N733535	ELA SLV 24.B KIT	P. 120
N733564	SLV SBV TL1	P. 124
N733565	SLV SBV TL2	P. 123
N733589	PRV 40.A53 CERNIERE PER SASA DX	P. 118
N733590	PRV 40.A54 CERNIERE PER SASA SX	P. 117
N999025	TA	P. 233
N999060	APT	P. 106
N999070	SFQ	P. 226
N999131	NAT	P. 71
N999151	SFD	P. 88
N999156	SFI	P. 95
N999323	AD 5027	P. 113
N999324	SM5013	P. 114
N999325	SM5014	P. 114
N999326	SM5015	P. 114
N999327	AD5028	P. 113
N999328	MM8	P. 114
N999329	MM9	P. 114
N999330	MM10	P. 114
N999331	MM11	P. 114
N999332	MM12	P. 114
N999348	AD5029	P. 113
N999349	AD5030	P. 113
N999350	AD5031	P. 113
N999351	AD5032	P. 113
N999369	CP 5D	P. 226
N999370	TA BIN	P. 106
N999395	AD5034	P. 113
N999396	AD5035	P. 113
N999397	AD5036	P. 113
N999405	CABLE N	P. 47
N999417	CABLE LX BT	P. 73
N999443	PL LX BT	P. 72
N999465	DCW BAT	P. 220
N999468	PEG CCP	P. 140

N999471	ECOSOL PANEL	P. 153	P111386	LEONARDO KIT	P. 228	P111615 00002	PRV 40.310	P. 131
N999473	ECOSOL POST BR	P. 153	P111387	LEONARDO KIT BLUETOOTH	P. 228	P111616 00002	PRV 40.320	P. 131
N999475	ECOSOL SECURITY	P. 153	P111388	SECURBASE LIGHT USB	P. 203	P111617 00002	PRV 40.330	P. 131
N999476	ECOSOL CABLE	P. 153	P111389	SECURBASE PLUS USB	P. 203	P111618 00001	PRV BR.47	P. 123
N999477	ECOSOL CHARGER	P. 153	P111391	CELLULA RFL	P. 180	P111618 00002	PRV BR.48	P. 123
N999507	OMEGA AQ	P. 155	P111399	IT23	P. 180	P111619	PRV BR.49	P. 123
N999509	OMEGA AQ S/STEEL	P. 163	P111400	FLC 8K2	P. 227	P111620	PRV BR.24	P. 129
N999510	X EFI	P. 136	P111401 00001	VENTIMIGLIA NS	P. 46	P111621	PRV BR.26	P. 129
N999513	OMEGA AT	P. 155	P111405	REMOTE CONTROL	P. 231	P111622	PRV BR.27	P. 129
N999521	CLIP1 B 00 R03	P. 214	P111407	FALCON	P. 231	P111622	PRV BR.28	P. 129
N999522	CLIP B 00 R04	P. 211	P111408	SCS WIE	P. 217	P111623	PRV GK.02	P. 129
N999524	HIDE HINGE INF	P. 60	P111409	S RFLP	P. 152	P111624	PRV GK.03	P. 129
N999526	HIDE HINGE SUP	P. 60	P111442	BBV SL	P. 118	P111625	PRV GK.06	P. 129
N999542	MITTO B RCBO2 R3	P. 168	P111445	SBV	P. 118	P111626	PRV GK.07	P. 129
N999543	MITTO B RCBO4 R3	P. 168	P111447	KIT CABLAGGI VISTA SL 107-125 212-229	P. 127	P111627	PRV 40GD.70	P. 123
N999547	AD5038	P. 113	P111448	KIT CABLAGGI VISTA 208-211	P. 127	P111628	PRV 40GD.78	P. 123
N999592	CKK	P. 138	P111449	RAU	P. 227	P111630 00002	PRV 20.010	P. 129
N999606	OMEGA AQ 6	P. 151	P111450 00002	BAR C 2	P. 99	P111631 00002	PRV 20.020	P. 129
N999607	OMEGA AT 70	P. 151	P111450 00004	BAR C 4	P. 234	P111632 00002	PRV 20.030	P. 129
N999608	ACTR	P. 153	P111450 00006	BAR C 6	P. 234	P111633 00002	PRV 20.040	P. 129
N999620	SAS1 KIT B GDA 260 B01	P. 104	P111451 00002	BAR C BA 2	P. 220	P111635 00002	PRV 20.060	P. 129
N999621	SAS2 KIT B GDA 260 B01	P. 104	P111451 00004	BAR C BA 4	P. 234	P111636 00002	PRV 20.070	P. 129
N999629	MITTO B RCBO4 R6 RAINBOW	P. 96	P111451 00006	BAR C BA 6	P. 234	P111637 00002	PRV 20.080	P. 129
N999658	AXXEDO NOISE FILTER	P. 206	P111457	PEG CB UP MONO	P. 222	P111638 00002	PRV 20.090	P. 129
P111001 00003	RME 2	P. 152	P111458	PEG CB UP TRI	P. 223	P111639 00002	PRV 20.100	P. 129
P111050	CM1000	P. 234	P111460	KIT CELLULA 180 AT	P. 232	P111640 00001	SBV TL	P. 124
P111051	CM1500	P. 234	P111464	A-CELLULA FLX	P. 232	P111641	PRV GK.12	P. 129
P111052	CM1700	P. 234	P111465	PROXIMA BLUE	P. 196	P111642	PRV BR.13	P. 129
P111053	CM2000	P. 234	P111466	B EBA IO DRIVER	P. 147	P111643	PRV GK.14	P. 129
P111054	CM3000	P. 234	P111467	B EBA WIE DRIVER	P. 147	P111644	PRV GK.15	P. 129
P111055	CM4000	P. 234	P111468	B EBA RS 485 LINK	P. 97	P111645	PRV 20.A16	P. 129
P111056	CM5000	P. 234	P111469	B EBA BLUE GATEWAY	P. 147	P111646	PRV 20.A17	P. 129
P111081	PRO 130	P. 232	P111503	BBV SLC TL	P. 120	P111647	PRV 20.A18	P. 123
P111156	PPR	P. 117	P111508	SBV C	P. 120	P111648	PRV 20GD.19	P. 123
P111158	PGI	P. 117	P111510	U-BASE 2 PC	P. 196	P111649	PRV 20GD.20	P. 130
P111159 00002	PPA 10 108	P. 133	P111513 00002	U-SDK LIGHT 2	P. 197	P111650	PRV 20.A21	P. 130
P111159 00003	PPA 10 109	P. 133	P111513 00008	U-SDK LIGHT 8	P. 197	P111651	PRV 20.A22	P. 130
P111159 00004	PPA 10 110	P. 133	P111514 00002	U-SDK FULL 2	P. 197	P111652	HR100-CT	P. 118
P111159 00005	PPA 10 111	P. 133	P111514 00008	U-SDK FULL 8	P. 197	P111653	VIO-DT2	P. 118
P111159 00006	PPA 10 112	P. 133	P111515	SHEDIR B CBC 02 L01	P. 112	P111654	VIO-DT1	P. 118
P111159 00007	PPA 10 113	P. 133	P111522 00001	KIT PPA 10	P. 128	P111655	IXIO-DT1	P. 118
P111159 00008	PPA 10 114	P. 133	P111522 00002	KIT PPA 12	P. 128	P111656	VIO-ST	P. 118
P111159 00009	PPA 10 115	P. 133	P111523	U-BASE 2 ANDROID	P. 196	P111657 00001	4SAFE IR SAFETY SENSOR MONIT. SW/1MOD/700	P. 126
P111159 00010	PPA 10 116	P. 133	P111526	DESME A15	P. 47	P111657 00002	4SAFE IR SAFETY SENSOR MONIT. SW/2MOD/700	P. 126
P111159 00016	PPA 10 208	P. 133	P111527	DESME A15 O	P. 91	P111657 00003	4SAFE IR SAFETY SENSOR MONIT. SW/2MOD/900	P. 126
P111159 00019	PPA 10 211	P. 133	P111528	THEA A15 O.PF	P. 89	P111660	PRV TL T	P. 123
P111159 00020	PPA 10 212	P. 133	P111529	U-PROG	P. 214	P111661	SPRV TL T	P. 123
P111159 00021	PPA 10 213	P. 133	P111530	B EBA RS 485 GATEWAY	P. 118	P111662	VIO-M	P. 118
P111159 00022	PPA 10 214	P. 133	P111531	B EBA BLUE ENTRY ANDROID 4	P. 53	P111663 00001	PPA TL 1600 N	P. 124
P111159 00023	PPA 10 215	P. 133	P111532	B EBA BLUE ENTRY ANDROID 8	P. 147	P111663 00002	PPA TL 1600 O	P. 124
P111159 00024	PPA 10 216	P. 133	P111533	B EBA BLUE ENTRY ANDROID 16	P. 147	P111664 00001	PPA TL 3200 N	P. 124
P111159 00025	PPA 10 217	P. 133	P111535	BEBA Z-WAVE DRIVER	P. 147	P111664 00002	PPA TL 3200 O	P. 124
P111159 00026	PPA 10 219	P. 133	P111536	AKTA A30	P. 100	P111674	AXXEDO SCRATCH CARD 4	P. 206
P111159 00027	PPA 10 221	P. 133	P111537	ERIS A30	P. 93	P111675	AXXEDO SCRATCH CARD 16	P. 206
P111159 00028	PPA 10 223	P. 133	P111538	ACV30	P. 101	P111676	MAGIC SWITCH	P. 118
P111159 00029	PPA 10 225	P. 133	P111563 00001	EXT ASW XL 30	P. 125	P111677	PUSH PLATE	P. 118
P111159 00030	PPA 10 227	P. 133	P111563 00002	EXT ASW XL 50	P. 125	P111678	SPAC	P. 118
P111159 00031	PPA 10 229	P. 133	P111563 00003	EXT ASW XL 70	P. 125	P111679	PPA SL-SLC 8-10- 12-13.5	P. 118
P111159 00066	PPA 12 110	P. 133	P111563 00004	EXT ASW XL 90	P. 125	P111680	WMP SL SLC	P. 118
P111159 00067	PPA 12 111	P. 133	P111564	BBV SW MXL	P. 125	P111681	PRV AA SL	P. 118
P111159 00068	PPA 12 112	P. 133	P111565	ASW XL RIG	P. 125	P111682	PRV AA SLC LEAF ATTACHMENT PROFILE VISTASLC	P. 121
P111159 00069	PPA 12 113	P. 133	P111566	ASW XL ART	P. 125	P111683	KIT FPA1	P. 118
P111159 00071	PPA 12 115	P. 133	P111567	ASW XL ARTL	P. 125	P111685	KIT FPA2	P. 118
P111159 00074	PPA 12 119	P. 133	P111568	TSWP XL	P. 125	P111687	KIT FPA MA-12	P. 118
P111159 00076	PPA 12 123	P. 133	P111600 00002	PRV 40.010	P. 131	P111688	PPA TL FX	P. 123
P111159 00081	PPA 12 211	P. 133	P111601 00002	PRV 40.020	P. 131	P111689	PPA TL GD	P. 123
P111159 00083	PPA 12 213	P. 133	P111602 00002	PRV 40.030	P. 131	P111690 00002	PRV 20.110	P. 130
P111159 00085	PPA 12 215	P. 133	P111603 00002	PRV 40.040	P. 131	P111691 00002	PRV 40.170	P. 131
P111159 00087	PPA 12 217	P. 133	P111604 00002	PRV 40.050	P. 131	P111692 00002	PRV 20.120	P. 130
P111159 00088	PPA 12 219	P. 133	P111605 00002	PRV 40.060	P. 131	P111693 00002	PRV 20.130	P. 130
P111159 00089	PPA 12 221	P. 133	P111606 00002	PRV 40.070	P. 131	P111694 00002	PRV 20.140	P. 130
P111159 00090	PPA 12 223	P. 133	P111607 00002	PRV 40.080 CORNICE ABBATTIMENTO L=6.82	P. 117	P111696	PRV 40.A39	P. 131
P111159 00091	PPA 12 225	P. 133	P111608 00002	PRV 40.090	P. 131	P111697	PRV 40.A40	P. 131
P111159 00093	PPA 12 229	P. 133	P111609 00002	PRV 40.110	P. 131	P111698	PRV 40.A38	P. 131
P11163 00002	SASAM 1	P. 117	P111610 00002	PRV 40.120 MONTANTE ABBATTIMENTO L=5.1	P. 117	P111699	PRV 40.A49	P. 131
P111182	ANEM	P. 113	P111611 00002	PRV 40.130	P. 131	P111700	PRV 40.A50	P. 131
P111183	CREP	P. 113	P111612 00002	PRV 40.140	P. 131	P111701	PRV 40.A52	P. 132
P111263 00002	SASAM 2	P. 117	P111613 00002	PRV 40.150	P. 131	P111702	PRV 40.A55	P. 132
P111265	FPA 1	P. 230	P111614 00002	PRV 40.160	P. 131	P111703	PRV 40.A72	P. 132
P111266	FPA 2	P. 230				P111704	PRV 40.A73	P. 132
P111272	CELLULA 50	P. 232				P111705	PRV 40.A75	P. 132
P111273	CELLULA 130	P. 232				P111706	PRV 40.A76	P. 132
P111274	RME 1 BT	P. 152				P111707	PRV 40.A77	P. 132
P111325	RIP	P. 231						
P111326	PROXIMA	P. 224						
P111376	SCS 1	P. 156						
P111377	SCS 1 MA	P. 227						
P111382	FL NET	P. 233						

P111708	PRV 40.A79	P. 132	P120001 00002	KIT LIGHT1	P. 156	P130002	CAL 60/100	P. 114
P111709	PRV 40.A80	P. 132	P120005 00001	MCL LIGHT KIT	P. 151	P130004	CAL 60/30	P. 113
P111710	PRV 20.A23	P. 130	P120006	MCL LAMPO KIT	P. 151	P130008	RUL 60/6	P. 113
P111711	PRV 20.A24	P. 130	P120009	SCHEDA MCL KIT	P. 151	P130010	RUL 60/1,5	P. 113
P111712	PRV GK.09	P. 130	P120017	BAT KIT 1	P. 156	P130012	RUL 60/3	P. 113
P111714	THEA A15 O.PF UNI	P. 46	P120018	THERMO	P. 152	P130013	BLOCCANTI 50	P. 113
P111720 00002	SASA 1AM SIST SFOND.1 ANTA MOBILE	P. 117	P120023	FAF 2	P. 151	P130014	SM505	P. 114
P111721 00002	SASA 1AMF SIST SFOND.ANTE 1 MOB + 1 FX	P. 117	P120023 00100	FAF 2 RAL	P. 151	P130015	SM504	P. 114
P111722 00002	SASA 2AM SIST SFOND_.2 ANTE MOB	P. 117	P120025 00100	FAF 2R RAL	P. 151	P130018	TL 60 KIT	P. 113
P111723 00002	SASA 2AMF SIST SFOND.ANTE 2 MOB + 2 FX	P. 117	P120026	ZFAF2	P. 152	P130020	TL 60 M KIT	P. 113
P111724 00002	SASA KPH KIT FOTOC. RILIEVO SFONDAM.ANTE	P. 117	P120028 00001	PCA N3	P. 151	P130024	TIMER	P. 113
P111725 00002	SASA PRA 2,5 PROF. PROT.ANTA FX/MOB 2.5M	P. 117	P120028 00002	PCA N4	P. 151	P130025	ER 1	P. 113
P111726 00002	SASA PRA 5 PROF. PROTEZ.ANTA FX/ MOB, 5M	P. 117	P120028 00003	PCA N5	P. 151	P135005	LRV	P. 56
P111729	EV HSPO2-1	P. 199	P120028 00004	PCA N6	P. 151	P145001	STRAIGHT EXTENSION	P. 228
P111730	EV SE812	P. 199	P120028 00005	PCA N8	P. 151	P145002	ANGULAR EXTENSION	P. 228
P111731	EV SM103-2	P. 199	P120031	PRM	P. 156	P800037	TBA	P. 178
P111732	EV SPI03-2	P. 199	P120032	SRV DIN	P. 146	P800038	TSU	P. 178
P111733	EV AN158-4	P. 200	P120033	FCS MAXIMA 5	P. 146	P800039	TL	P. 178
P111734	EV ST814-1	P. 200	P120034	FCS MAXIMA 6-8	P. 149	P800040	TPF	P. 178
P111735	EV AD142-2	P. 200	P120035	FCS MU68	P. 146	P800041	STOPPY EXTENSION 25	P. 178
P111736	EV SP814-1	P. 199	P120036 00001	ATM25	P. 145	P800042	STOPPY EXTENSION 50	P. 178
P111737	EV AN157-2	P. 200	P120036 00002	ATM30	P. 145	P800075	STOPPY ALARM	P. 183
P111738	EV AN145-2	P. 200	P120036 00003	ATM40	P. 145	P800077	PRV-CHN 10	P. 166
P111739	EV ST815-1	P. 200	P120036 00004	ATM50	P. 145	P800078	PRV-CHN 16	P. 166
P111740	EV HSM02-1	P. 199	P120041	ATML60	P. 145	P800079	CHN-DRIVE 2	P. 166
P111741	EV ST812-1	P. 199	P120042	ATML EXT2	P. 145	P800088	CHN-DRIVE 1	P. 166
P111742	EV SF812-1	P. 199	P120043	OMEGA AT	P. 148	P800102	PILLAR ALARM	P. 180
P111743	TP ZXT 120	P. 200	P120044	OMEGA ATML	P. 148	P800103	XPASS 800 ALARM	P. 178
P111748	B EBA BLUE ENTRY IOS LE 16	P. 202	P120045	OMEGA FRC ATML	P. 148	P800104	ALLU	P. 191
P111748 00001	B EBA BLUE ENRTY IOS LE 8	P. 202	P120046	OMEGA ATML U	P. 146	P800107	TWIN CHN PADLOCK	P. 166
P111748 00002	B EBA BLUE ENTRY IOS LE 4	P. 202	P120047	OMEGA FRC ATML U	P. 146	P800108	TCAP	P. 178
P111751	OA-AXIS II	P. 118	P120048	OMEGA ATM FRA	P. 148	P800109	FLANGE RANCH C	P. 193
P111753	OA-AXIS T	P. 118	P120049	RST ATM	P. 146	P800110	FLANGE RANCH D	P. 194
P111754	OA-203C	P. 118	P120050	GA ATM	P. 146	P903004	CC50	P. 180
P111755	OA-AXIS TN	P. 118	P120052 00001	KIT ATM LIGHT 3 R/G	P. 146	P903005	CC130	P. 232
P111756	OA-EDGE T 340 1M	P. 126	P120052 00002	KIT ATM LIGHT 5 R/G	P. 146	P903006	CC130/2	P. 232
P111757	OA-EDGE T 700 1M	P. 126	P120052 00003	KIT ATML LIGHT 8 R/G	P. 146	P903007	CSC 130	P. 232
P111758	OA-EDGE T 1200 2M	P. 126	P120053 00001	PCA ATM 3	P. 146	P903008	CSC 50	P. 230
P111759	OT 3	P. 118	P120053 00002	PCA ATM 5	P. 146	P903010	PFC1	P. 233
P115001	SM2	P. 106	P120053 00003	PCA ATM 8	P. 146	P903013	CC RFL	P. 181
P115003	ST	P. 106	P120054	FAF ATM R	P. 146	P903014	CM RFL	P. 180
P115005	SM1	P. 104	P120056	MLR2.5	P. 145	P903015 00001	KIT BARR RFL	P. 152
P115010 00001	BIN120 CATENA 2900	P. 105	P120057	MLB3	P. 145	P903018	PHP	P. 47
P115010 00002	BIN CATENA 3500	P. 105	P120058	MLV5	P. 145	P903019	PHP2	P. 146
P115010 00003	BIN120 CATENA 2X 1450	P. 106	P120059	MLC7.5	P. 145	P903020	APL	P. 181
P115010 00004	BIN120 CATENA 2X 1750	P. 106	P120060	MLC9	P. 145	P903021	PHP ADA CC	P. 218
P115015 00001	BIN B GDA 3020 CAT	P. 103	P120061	MLC9.5	P. 145	P903022	PHP BI	P. 218
P115015 00002	BIN B GDA 3620 CAT	P. 103	P120062	OMEGA ATM U35	P. 145	P903023	PHP BA1	P. 152
P115015 00003	BIN B GDA 2X1510 CAT	P. 103	P120063	ATM30 180° RG	P. 146	P903024	ACV20	P. 219
P115015 00004	BIN B GDA 2X1810 CAT	P. 103	P120064	ATM50 180° RG	P. 146	P903025	PHP ADA	P. 101
P115020 00001	BIN CATENA 2900 SINT	P. 105	P120065	ATM30 90° RG	P. 146	P903026	PHP3	P. 167
P115020 00002	BIN CATENA 3500 SINT	P. 105	P120066	ATM50 90° RG	P. 146	P903027	PHP4	P. 167
P115021 00001	BIN CHAIN 2X1450 SINT	P. 105	P120068	BBV TWIN	P. 166	P910035 00001	REEL RUA A10 230V W45	P. 112
P115021 00002	BIN CATENA 2X1750 SINT	P. 105	P120069	ALLU MAXIMA	P. 149	P910035 00002	REEL RUA A20 230V W45	P. 112
P115022 00001	BIN CINGHIA 2900 PIG FE	P. 106	P120070	ALLU MAXIMA ULTRA	P. 146	P910035 00003	REEL RUA A30 230V W45	P. 112
P115022 00002	BIN CINGHIA 3500 PIG FE	P. 106	P120071	OMEGA ATM FRA U35	P. 145	P910035 00004	REEL RUA A50 230V W45	P. 112
P115023 00001	BIN BELT 2X1450 PIG FE50	P. 106	P120072	KIT ML MCL40	P. 151	P910036 00001	REEL RUA A50 230V WM45	P. 112
P115023 00002	BIN CINGHIA 2X1750 PIG FE	P. 106	P121012	SELETTO	P. 207	P910037 00001	REEL RUA A10 230V R45	P. 112
P115026 00001	BIN B GDA 3020 BELT	P. 103	P121013	SELETTO E	P. 207	P910037 00002	REEL RUA A20 230V R45	P. 112
P115026 00002	BIN B GDA 3620 BELT	P. 103	P121016	RB	P. 104	P910037 00003	REEL RUA A30 230V R45	P. 112
P115026 00003	BIN B GDA 2X1510 BELT	P. 103	P121022	Q.BO KEY WM	P. 47	P910037 00004	REEL RUA A50 230V R45	P. 112
P115026 00004	BIN B GDA 2X1810 BELT	P. 103	P121023	Q.BO KEY WM AV	P. 47	P910038 00002	WIND RMC 235B 240-230	P. 135
P115029	BRTS	P. 106	P121024	Q.BO TOUCH	P. 47	P910039 00002	WIND RMC 235B 240-230 EF	P. 135
P120001 00001	KIT LIGHT	P. 155	P121025	Q.BO PAD	P. 94	P910040 00002	WIND RMC 445B 240-230 EF	P. 135
			P123001 00001	EBP	P. 63	P910041 00002	WIND RMB 130B 200-230	P. 135
			P123001 00004	EBP 120	P. 234	P910042 00002	WIND RMB 130B 200-230 EF	P. 135
			P123001 00013	EBP 24	P. 63	P910043 00002	WIND RMB 170B 200-230	P. 135
			P123001 00019	EBP24 120	P. 234	P910044 00002	WIND RMB 170B 200-230 EF	P. 135
			P123006 00001	EBPE 52	P. 63	P910046 00002	WIND RMB 350B 200-230 EF	P. 135
			P123006 00013	EBPE 52 24V	P. 234	P915006 00001	BERMA	P. 109
			P123008 00001	EBPE 75	P. 63	P915007 00001	BERMA R	P. 109
			P123025	B 00 R02	P. 47	P915009 00001	BERMA SA R	P. 109
			P123026	B 00 R01	P. 47	P915103 00001	BERMA SEB R	P. 109
			P125002	SB BAT	P. 226	P915105 00001	BERMA SEB R	P. 109
			P125005	BT BAT	P. 61	P915134 00102	PHEBE N	P. 107
			P125006	CB EOS	P. 106			
			P125007	BT BATT1	P. 108			
			P125008	VIRGO BAT	P. 55			
			P125009	BT BAT2	P. 226			
			P125014	SCS IO	P. 228			
			P125015	SFSP	P. 100			
			P125016	SP3500 SAFETY	P. 100			
			P125017	A-300 SL BAT	P. 226			
			P125018	THEKE B PRA 01	P. 95			
			P125020	BBT BAT	P. 49			
			P125021	SB BAT 2	P. 226			
			P125033	SL BATT1	P. 226			
			P125035	SL BAT2	P. 89			
			P125038	MCL BT A BAT KIT	P. 152			
			P130001	BLOCCANTI 40	P. 113			

P915134 00106	PHEBE N IP44	P. 107	P930026 00001	SUB DX	P. 81	P940076 00001	MICHELANGELO BT A 60 U 120	P. 150
P915135 00102	PHEBE N SQ	P. 107	P930026 00002	SUB SX	P. 81	P940076 00002	MICHELANGELO BT A 60 U	P. 150
P915194 00002	BOTTICELLI	P. 105	P930116 00001	VIRGO 120	P. 54	P940076 00101	MICHELANGELO BT A 60 U 120 RAL	P. 150
P915195 00002	EOS 120	P. 105	P930116 00002	VIRGO	P. 54	P940076 00102	MICHELANGELO BT A 60 U RAL	P. 150
P915199 00002	TIZIANO B GDA 260 S01	P. 103	P930117 00002	VIRGO SQ	P. 54	P940077 00001	MICHELANGELO BT A 80 U 120	P. 150
P915201 00002	BOTTICELLI B CRC 480 D01	P. 105	P930123 00001	SUB BT	P. 79	P940077 00002	MICHELANGELO BT A 80 U	P. 150
P925196 00001	DEIMOS 700	P. 92	P930124 00001	HIDE SW	P. 60	P940077 00101	MICHELANGELO BT A 80 U 120 RAL	P. 150
P925197 00001	DEIMOS	P. 92	P930125 00001	ELI 250 N BT	P. 64	P940077 00102	MICHELANGELO BT A 80 U RAL	P. 150
P925197 00003	DEIMOS PROX	P. 92	P930125 00002	ELI 250 N	P. 66	P940078 00002	GIOTTO BT A 30 U 230V50	P. 154
P925200 00002	DEIMOS 800 F	P. 92	P930126 00001	ELI 250 N V 120	P. 66	P940078 00102	GIOTTO BT A 30 U 230V50 RAL PERS	P. 154
P925202 00001	ARGO	P. 138	P930126 00002	ELI 250 N V	P. 66	P940079 00001	GIOTTO BT A 305 U 120V60	P. 154
P925203 00004	PEGASO BCJA625L01	P. 139	P935009 00001	LUX	P. 74	P940079 00002	GIOTTO BT A 305 U 230V50	P. 154
P925203 00005	PEGASO BCJA645W01	P. 139	P935009 00025	LUX WINTER	P. 74	P940079 00101	GIOTTO BT A 305 U 120V60 RAL PERS	P. 154
P925203 00006	PEGASO BCJA625L11	P. 139	P935010 00001	LUX B	P. 74	P940079 00102	GIOTTO BT A 305 U 230V50 RAL PERS	P. 154
P925203 00007	PEGASO BCJA645W11	P. 139	P935011 00001	LUX 2B	P. 74	P940080 00002	GIOTTO BT A 60 U 230V50	P. 154
P925204 00004	PEGASO BCJA625L02	P. 139	P935011 00028	LUX 2B WINTER	P. 74	P940080 00102	GIOTTO BT A 60 U 230V50 RAL PERS	P. 154
P925204 00005	PEGASO BCJA645W02	P. 139	P935012 00001	LUX L	P. 74	P940081 00001	GIOTTO BT A 605 U 120V60	P. 154
P925204 00006	PEGASO BCJA625L12	P. 139	P935013 00001	LUX G	P. 74	P940081 00002	GIOTTO BT A 605 U 230V50	P. 154
P925205 00003	PEGASO BCJA620L01	P. 139	P935013 00022	LUX G WINTER	P. 74	P940081 00101	GIOTTO BT A 605 U 120V60 RAL PERS	P. 154
P925205 00004	PEGASO BCJA620L11	P. 139	P935014 00001	LUX GV	P. 74	P940081 00102	GIOTTO BT A 605 U 230V50 RAL PERS	P. 154
P925206 00002	ARGO G	P. 138	P935014 00002	LUX GV-B	P. 74	P960501 00002	VISTA SL-214	P. 116
P925207 00001	SP3500 TRI 400	P. 100	P935014 00005	LUX GV-2B	P. 74	P960502 00006	VISTA SL-107	P. 116
P925207 00002	SP3500 TRI 230	P. 100	P935017 00001	FORB	P. 141	P960503 00006	VISTA SL-108	P. 116
P925221 00002	DEIMOS ULTRA BT A400	P. 88	P935019 00001	FORB R	P. 141	P960504 00006	VISTA SL-109	P. 116
P925221 00003	DEIMOS ULTRA BT A400 V	P. 88	P935025 00001	LUX SA	P. 74	P960505 00006	VISTA SL-110	P. 116
P925222 00001	DEIMOS BT A400 120	P. 90	P935027 00001	LUX BA	P. 74	P960506 00006	VISTA SL-111	P. 116
P925222 00002	DEIMOS BT A400	P. 90	P935035 00001	LUX MB	P. 74	P960507 00006	VISTA SL-112	P. 116
P925222 00003	DEIMOS BT A400 V	P. 90	P935038 00001	FORB ERSA	P. 141	P960508 00006	VISTA SL-113	P. 116
P925222 00004	DEIMOS BT A400 V 120	P. 90	P935039 00001	LUX FC 2B	P. 74	P960509 00006	VISTA SL-114	P. 116
P925222 00005	DEIMOS BT A400 SQ	P. 90	P935044 00001	LUX R	P. 74	P960510 00006	VISTA SL-115	P. 116
P925222 00006	DEIMOS BT A400 V SQ	P. 90	P935044 00002	LUX RSN2	P. 74	P960511 00006	VISTA SL-116	P. 116
P925223 00002	DEIMOS ULTRA BT A600	P. 88	P935046 00001	LUX R2B	P. 74	P960512 00006	VISTA SL-117	P. 116
P925223 00003	DEIMOS ULTRA BT A600 V	P. 88	P935046 00002	LUX R2B SN2	P. 74	P960513 00006	VISTA SL-119	P. 116
P925224 00001	DEIMOS BT A600 120	P. 90	P935049 00001	LUX LR	P. 74	P960514 00006	VISTA SL-121	P. 116
P925224 00002	DEIMOS BT A600	P. 90	P935050 00001	LUX GV-R	P. 74	P960515 00006	VISTA SL-123	P. 116
P925224 00003	DEIMOS BT A600 V	P. 90	P935050 00001	ORO E	P. 70	P960516 00006	VISTA SL-125	P. 116
P925224 00004	DEIMOS BT A600 V 120	P. 90	P935059 00001	ORO	P. 70	P960517 00002	VISTA SL-208	P. 116
P925224 00005	DEIMOS BT A600 SQ	P. 90	P935060 00001	P7	P. 77	P960518 00002	VISTA SL-209	P. 116
P925224 00006	DEIMOS BT A600 V SQ	P. 90	P935060 00004	P7 WINTER	P. 77	P960519 00002	VISTA SL-210	P. 116
P925225 00001	ICARO N F 120	P. 98	P935061 00001	P4,5	P. 77	P960520 00002	VISTA SL-211	P. 116
P925225 00002	ICARO N F	P. 98	P935061 00004	P4,5 WINTER	P. 77	P960521 00002	VISTA SL-212	P. 116
P925226 00001	ICARO N F V 120	P. 98	P935065 00002	IGEA	P. 58	P960522 00002	VISTA SL-213	P. 116
P925226 00002	ICARO N F V	P. 98	P935070 00002	IGEA BT	P. 56	P960523 00002	VISTA SL-215	P. 116
P925227 00001	ICARO N F SQ 120	P. 98	P935072 00002	IGEA LB BT	P. 142	P960524 00002	VISTA SL-216	P. 116
P925227 00002	ICARO N F SQ 230	P. 98	P935077 00001	IGEA LB	P. 142	P960525 00002	VISTA SL-217	P. 116
P925227 00003	ICARO N F V SQ 230	P. 98	P935079 00001	LUX BT 2B	P. 72	P960526 00002	VISTA SL-219	P. 116
P925228 00002	ICARO N F PROX	P. 98	P935080 00001	LUX BT	P. 72	P960527 00002	VISTA SL-221	P. 116
P925229 00002	ICARO N F PROX SQ 230	P. 98	P935083 00001	LUX G BT 2B	P. 72	P960528 00002	VISTA SL-223	P. 116
P926187 00002	ARES BT A1500	P. 94	P935095 00002	PHOBOS BT A40	P. 48	P960529 00002	VISTA SL-225	P. 116
P926188 00002	ARES BT A1500 V	P. 94	P935096 00002	PHOBOS BT A25	P. 48	P960530 00002	VISTA SL-227	P. 116
P926189 00002	ARES BT A1000	P. 94	P935097 00001	PHOBOS AC A50 120	P. 46	P960531 00002	VISTA SL-229	P. 116
P926190 00002	ARES BT A1000 V	P. 94	P935097 00002	PHOBOS AC A50	P. 46	P960535 00002	KIT MONTAGGIO VISTA SL 1 ANTA 230V	P. 127
P926191 00001	ARES ULTRA BT A1500 120	P. 96	P935098 00002	PHOBOS AC A25	P. 46	P960536 00002	KIT MONTAGGIO VISTA SL 2 ANTE 230V	P. 127
P926191 00002	ARES ULTRA BT A1500	P. 96	P935099 00002	KUSTOS BT A25	P. 50	P960543 00002	VISTA SL C-208	P. 119
P926192 00001	ARES ULTRA BT A1500 V.120	P. 96	P935100 00002	KUSTOS BT A40	P. 50	P960544 00002	VISTA SL C-209	P. 119
P926193 00001	ARES ULTRA BT A1000 120	P. 96	P935101 00002	KUSTOS ULTRA BT A25	P. 52	P960545 00002	VISTA SL C-210	P. 119
P926193 00002	ARES ULTRA BT A1000	P. 96	P935102 00002	KUSTOS ULTRA BT A40	P. 52	P960549 00002	VISTA SL C-215	P. 119
P926194 00001	ARES ULTRA BT A1000 V.120	P. 96	P940031 00002	MOOVI 30S INOX	P. 162	P960550 00002	VISTA SL C-216	P. 119
P930003 00001	E5	P. 62	P940058 00002	GIOTTO 30 BT	P. 158	P960551 00002	VISTA SL C-217	P. 119
P930009 00004	SUB E DX	P. 81	P940058 00102	GIOTTO 30 BT RAL	P. 158	P960552 00002	VISTA SL C-219	P. 119
P930009 00005	SUB E SX	P. 81	P940059 00001	GIOTTO 30S BT 120	P. 158	P960553 00002	VISTA SL C-221	P. 119
P930010 00005	SUB G DX	P. 81	P940059 00002	GIOTTO 30S BT	P. 158	P960554 00002	VISTA SL C-223	P. 119
P930010 00006	SUB G SX	P. 81	P940059 00101	GIOTTO 30S BT 120 RAL	P. 158	P960555 00002	VISTA SL C-225	P. 119
P930011 00005	SUB EG DX	P. 81	P940059 00102	GIOTTO 30S BT RAL	P. 158	P960556 00002	VISTA SL C-227	P. 119
P930011 00006	SUB EG SX	P. 81	P940060 00102	GIOTTO 60 BT RAL	P. 158	P960557 00002	VISTA SL C-229	P. 119
P930012 00005	SUB R DX	P. 81	P940061 00001	GIOTTO 60S BT 120	P. 158	P960558 00002	VISTA SL C-107	P. 119
P930012 00006	SUB R SX	P. 81	P940061 00002	GIOTTO 60S BT	P. 158	P960559 00002	VISTA SL C-108	P. 119
P930012 00009	SUB R WINTER DX	P. 81	P940061 00101	GIOTTO 60S BT 120 RAL	P. 158	P960560 00002	VISTA SL C-109	P. 119
P930012 00010	SUB R WINTER SX	P. 81	P940061 00102	GIOTTO 60S BT RAL	P. 158	P960561 00002	VISTA SL C-110	P. 119
P930013 00007	SUB ER DX	P. 81	P940062 00002	MOOVI 30	P. 162	P960562 00002	VISTA SL C-111	P. 119
P930013 00008	SUB ER SX	P. 81	P940062 00102	MOOVI 30 RAL	P. 162	P960563 00002	VISTA SL C-112	P. 119
P930013 00012	SUB E R WINTER SX	P. 81	P940063 00002	MOOVI 30 RMM	P. 162	P960564 00002	VISTA SL C-113	P. 119
P930014 00005	SUB EL DX	P. 81	P940063 00102	MOOVI 30 RMM RAL	P. 162			
P930014 00006	SUB EL SX	P. 81	P940064 00002	MOOVI 30S	P. 162			
			P940064 00102	MOOVI 30S RAL	P. 162			
			P940065 00002	MOOVI 60	P. 162			
			P940065 00102	MOOVI 60 RAL	P. 162			
			P940066 00002	MOOVI 60 RMM	P. 162			
			P940066 00004	MOOVI 60RMM INOX	P. 162			
			P940066 00102	MOOVI 60 RMM RAL	P. 162			
			P940070	MAXIMA 30	P. 148			
			P940071	MAXIMA 60	P. 148			
			P940072	MAXIMA 80	P. 148			
			P940073 00002	MAXIMA ULTRA 35 SM	P. 145			
			P940074 00002	MAXIMA ULTRA 68 SM	P. 145			

P960565 00002	VISTA SL C-114	P. 119	P970088 00001	STOPPY B 115/500	P. 187	R935309 00005	PHOBOS BT KIT A40 FRA	P. 48
P960566 00002	VISTA SL C-115	P. 119	P970089 00001	STOPPY B 200/700	P. 187	R935310 00005	KUSTOS BT KIT A40 FRA	P. 50
P960567 00002	VISTA SL C-116	P. 119	P970092 00001	PILLAR B 275/600.6C L	P. 179	R935311 00005	KUSTOS ULTRA BT KIT A40 FRA	P. 52
P960571 00002	VISTA SL C-123	P. 119	P970092 00002	PILLAR B 275/600.6C LI	P. 179	R950008 00002	STOPPY MBB KIT 219/500.C 230 C	P. 183
P960572 00002	VISTA SL C-125	P. 119	P970092 00003	PILLAR B 275/600.6C L SD	P. 179	R950008 00003	STOPPY MBB KIT 219/500.C 230 L C	P. 183
P960573 00002	KIT MONTAGGIO VISTA SL C 1 ANTA	P. 127	P970092 00004	PILLAR B 275/600.6C LI SD	P. 179	R950008 00004	STOPPY MBB KIT 219/500.C 230 LI C	P. 183
P960574 00002	KIT MONTAGGIO VISTA SL C 2 ANTE	P. 127	P970093 00001	PILLAR B 275/800.6C L	P. 179	R950009 00002	STOPPY MBB KIT 219/700.C 230 C	P. 183
P960577 00002	VISTA SW SXL	P. 125	P970093 00002	PILLAR B 275/800.6C LI	P. 179	R950009 00003	STOPPY MBB KIT 219/700.C 230 L C	P. 183
P960578 00002	VISTA SW MXL	P. 125	P970093 00003	PILLAR B 275/800.6C LI SD	P. 179	R950009 00004	STOPPY MBB KIT 219/700.C 230 LI C	P. 183
P960580 00002	VISTA TL2-207	P. 122	P970094 00001	XPASS B 275/800C L	P. 177	R960004 00001	KIT REEL RUA A20 230V W45	P. 112
P960581 00002	VISTA TL2-208	P. 122	P970094 00002	XPASS B 275/800C LI	P. 177	R960004 00002	KIT REEL RUA A30 230V W45	P. 112
P960582 00002	VISTA TL2-209	P. 122	P970094 00003	XPASS B 275/800C L SD	P. 177	R960005 00001	KIT REEL RUA A20 230V R45	P. 112
P960583 00002	VISTA TL2-210	P. 122	P970094 00004	XPASS B 275/800C LI SD	P. 177	R960005 00002	KIT REEL RUA A30 230V R45	P. 112
P960584 00002	VISTA TL2-212	P. 122	P970096 00002	RANCH D 275/800C L	P. 194	R965001 00003	KIT PEGASO C UP TRI	P. 139
P960585 00002	VISTA TL2-214	P. 122	P970096 00003	RANCH D 275/800C LI	P. 194	R965002 00002	KIT PEGASO C UP	P. 139
P960586 00002	VISTA TL2-216	P. 122	P970099	TWIN-ON	P. 166	R965004 00001	KIT WIND RMB 130B 200-230 EF AUTO	P. 135
P960587 00002	VISTA TL2-218	P. 122	P970100	TWIN-OFF	P. 166	R965004 00002	KIT WIND RMB 130B 200-230 EF UP	P. 135
P960588 00002	VISTA TL2-220	P. 122	P970102 00001	RANCH C 275/600CN	P. 193			
P960589 00002	VISTA TL2-222	P. 122	P970102 00002	RANCH C 275/600CN L	P. 193			
P960590 00002	VISTA TL2-224	P. 122	P970102 00003	RANCH C 275/600CN I	P. 193			
P960591 00002	VISTA TL2-226	P. 122	P970102 00004	RANCH C 275/600CN LI	P. 193			
P960592 00002	VISTA TL2-228	P. 122	P970103 00001	RANCH C 275/800CN	P. 193			
P960593 00002	VISTA TL2-230	P. 122	P970103 00002	RANCH C 275/800CN L	P. 193			
P960594 00002	VISTA TL2-232	P. 122	P970103 00003	RANCH C 275/800CN I	P. 193			
P960595 00002	VISTA TL4-416	P. 122	P970103 00004	RANCH C 275/800CN LI	P. 193			
P960596 00002	VISTA TL4-418	P. 122	P970104 00002	RANCH D 275/800CN L	P. 194			
P960597 00002	VISTA TL4-420	P. 122	P970105 00001	XPASS B 330/1200 BODY L	P. 177			
P960598 00002	VISTA TL4-422	P. 122	P970105 00002	XPASS B 330/1200 BODY LI	P. 177			
P960599 00002	VISTA TL4-424	P. 122	P975001	STOPPY BAT	P. 183			
P960600 00002	VISTA TL4-426	P. 122	R300004	MAGISTRO SECURITY KIT	P. 199			
P960601 00002	VISTA TL4-428	P. 122	R400000	MAGISTRO BRAIN KIT	P. 198			
P960602 00002	VISTA TL4-430	P. 122	R400000 00001	MAGISTRO STARTER KIT	P. 198			
P960603 00002	VISTA TL4-432	P. 122	R400001	MAGISTRO LIGHT KIT	P. 198			
P960604 00002	VISTA TL4-434	P. 122	R400002	MAGISTRO ROLL KIT	P. 198			
P960605 00002	VISTA TL4-436	P. 122	R400003	MAGISTRO UNI KIT	P. 198			
P960606 00002	VISTA TL4-438	P. 122	R400004	MAGISTRO BATT&KEY KIT	P. 198			
P960607 00002	VISTA TL4-440	P. 122	R400005	KIT MIME AC	P. 211			
P960608 00002	VISTA TL4-442	P. 122	R915126 00102	KIT PHEBE N	P. 107			
P960609 00002	VISTA TL4-444	P. 122	R915147 00002	KIT BOTTICELLI	P. 105			
P960610 00002	KIT MONTAGGIO VISTA TL 2 ANTE	P. 128	R925227 00002	KIT DEIMOS FRA	P. 92			
P960611 00002	KIT MONTAGGIO VISTA TL 4 ANTE	P. 128	R925243 00002	KIT DEIMOS 700 FRA	P. 92			
P960612 00001	KIT PROFILI VISTA TL 6,8M N	P. 128	R925265 00002	DEIMOS ULTRA BT KIT A400 FRA	P. 88			
P960612 00002	KIT PROFILI VISTA TL 6,8M O	P. 128	R925267 00002	DEIMOS BT KIT A400 FRA	P. 90			
P960613 00001	KIT PROFILI VISTA TL 4,7M N	P. 128	R925269 00002	DEIMOS ULTRA BT KIT A600 FRA	P. 88			
P960613 00002	KIT PROFILI VISTA TL 4,7M O	P. 128	R925271 00002	DEIMOS BT KIT A600 FRA	P. 90			
P960614 00001	KIT PROFILI VISTA SL 3M UTILE N	P. 127	R925295 00001	ARES ULTRA BT KIT A1000 FRA	P. 96			
P960614 00002	KIT PROFILI VISTA SL 3M UTILE O	P. 127	R930130 00001	KIT VIRGO FRA	P. 54			
P960615 00001	KIT PROFILI VISTA SL 4,4M UTILE N	P. 127	R930130 00002	KIT VIRGO ITA	P. 54			
P960615 00002	KIT PROFILI VISTA SL 4,4M UTILE O	P. 127	R930138 00002	KIT HIDE SW	P. 60			
P960616 00001	KIT PROFILI VISTA SL 6M UTILE N	P. 127	R935210 00011	KIT ORO FRA	P. 70			
P960616 00002	KIT PROFILI VISTA SL 6M UTILE O	P. 127	R935217 00002	KIT LUX MB	P. 74			
P960617 00001	KIT PROFILI VISTA SLC 4.4M (UTILE) N	P. 127	R935221 00002	KIT IGEA FRA	P. 58			
P960617 00002	KIT PROFILI VISTA SLC 4.4M (UTILE) O	P. 127	R935222 00002	KIT ORO	P. 70			
P960618 00001	KIT PROFILI VISTA SL C 6M (UTILE) N	P. 127	R935229 00002	KIT IGEA BT FRA	P. 56			
P960618 00002	KIT PROFILI VISTA SL C 6M (UTILE) O	P. 127	R935297 00002	KIT IGEA BT FRA THALIA	P. 56			
P960619 00002	KIT PRV20	P. 130	R935304 00003	PHOBOS AC KIT A25 FRA	P. 46			
P960620 00002	KIT PRV40	P. 132	R935305 00003	PHOBOS AC KIT A50 FRA	P. 46			
P970079	TWIN ON LIGHT	P. 166	R935306 00005	PHOBOS BT KIT A25 FRA	P. 48			
P970080	TWIN OFF LIGHT	P. 166	R935307 00005	KUSTOS BT KIT A25 FRA	P. 50			
P970081 00001	RANCH B 219/500	P. 192	R935308 00005	KUSTOS ULTRA BT KIT A25 FRA	P. 52			
P970081 00002	RANCH B 219/500 L	P. 192						
P970081 00003	RANCH B 219/500 I	P. 192						
P970081 00004	RANCH B 219/500 LI	P. 192						
P970082 00001	RANCH B 219/700	P. 192						
P970082 00002	RANCH B 219/700 L	P. 192						
P970082 00003	RANCH B 219/700 I	P. 192						
P970082 00004	RANCH B 219/700 LI	P. 192						
P970083 00001	DAMPY B 115/500	P. 191						
P970083 00002	DAMPY B 115/500 I	P. 191						
P970084 00001	DAMPY B 219/500	P. 191						
P970084 00002	DAMPY B 219/500 I	P. 191						
P970085 00001	DAMPY B 219/500 L	P. 191						
P970085 00002	DAMPY B 219/500 LI	P. 191						
P970086 00001	DAMPY B 219/700	P. 191						
P970086 00002	DAMPY B 219/700 I	P. 191						
P970087 00001	DAMPY B 219/700 L	P. 191						
P970087 00002	DAMPY B 219/700 LI	P. 191						

What is U-Link?

The innovative technology that gives you new power

An exclusive Bft innovation: U-Link (Universal Link) is an exclusive Bft platform that allows the creation of technological ecosystems. In Home Automation Access, it allows communication with all the home access automation devices of any brand. So you save time and can control everything with ease, without any worries.

It is intuitive

Easy to install and use

It is scalable

Allows an unlimited number of devices to be added

It is flexible


Allows the creation of groups of interconnected products

It is practical

Works with or without a web connection

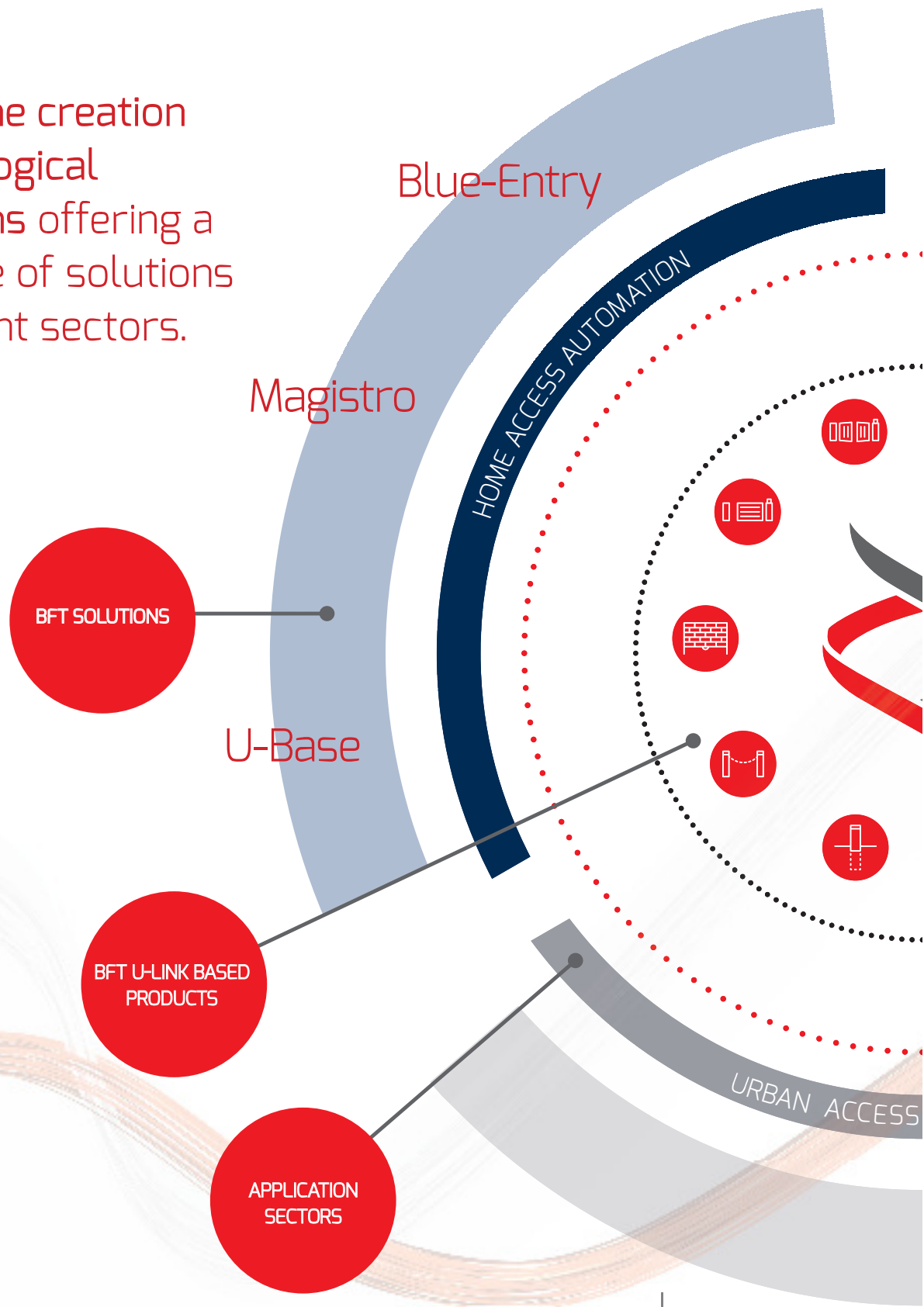
It is functional

Parameters can be controlled remotely via dedicated applications





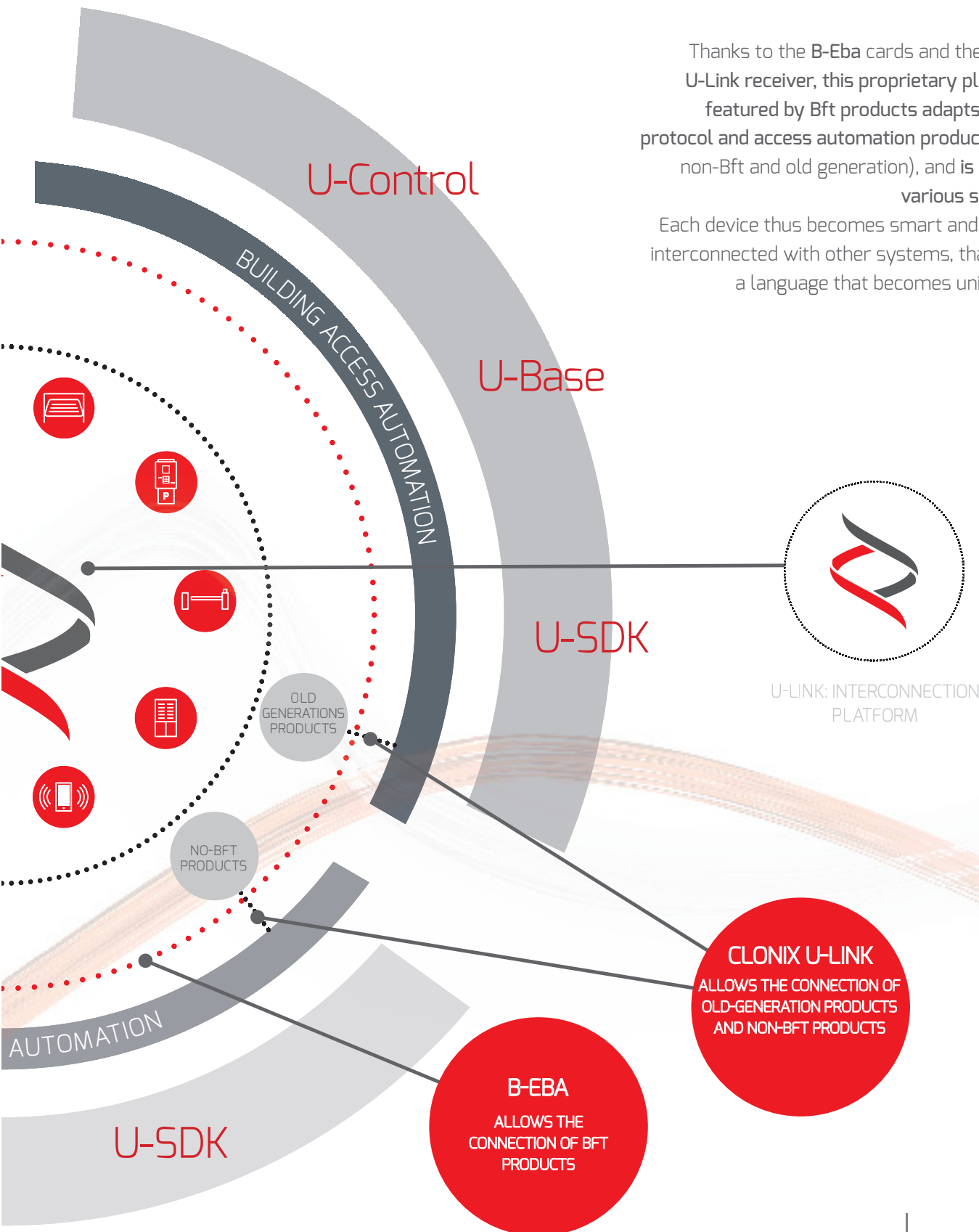
allowing the creation of technological ecosystems offering a wide range of solutions for different sectors.



: discover this amazing technology

Thanks to the B-Eba cards and the Clonix U-Link receiver, this proprietary platform featured by Bft products adapts to any protocol and access automation product (even non-Bft and old generation), and is used in various sectors.

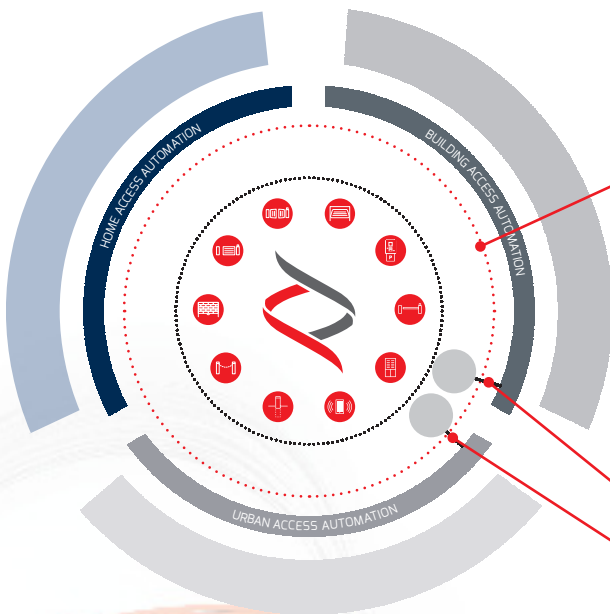

Each device thus becomes smart and can be interconnected with other systems, thanks to a language that becomes universal.





The B-eba expansion card and Clonix U-Link receiver complete the exclusive Bft platform.

Two products that allow U-link to be connected to Bft and non-Bft operators.



Universal. A word that fully represents the essence of U-Link. This platform is able to create technological ecosystems, by connecting Bft products to your smartphone, thanks to B-eba card. Clonix U-Link, on the other hand, allows U-link to be integrated with all operators, regardless of whether they are Bft or non-Bft. Two innovations that make U-link suitable for any configuration, solution and need. A truly boundless platform.



technologies that allow interconnection

B-eba

A direct line with your operators.

B-eba expansion cards allow the connection of external devices, such as PCs, smartphones and tablets, to a Bft operator or Clonix receiver, or the connection of several Bft products in a U-Link network. These accessories integrate with U-Link technology and Bluetooth, Z-Wave, TCP/IP protocols, as well as the RS485 serial connection.

A device that fully translates what Bft intends as interconnectivity.

Clonix U-Link

Allows the connection of old-generation products or non-Bft products to U-Link systems.

Old-generation Bft operators or a product belonging to other brands: can they be connected to U-link? Yes, thanks to the Clonix receivers. Accessories that know no limits.

20 BFT, technologies, instruments, protocols

The adoption of exclusive and safe technologies and protocols ensures optimum performance at all times and makes BFT automation systems the essence of innovation, quality and reliability.



U-Link

A single communication platform for all types of control units and receivers.

The innovative interconnectivity systems developed by Bft along with wireless connection solutions in the field of access point automation become integrated through the new U-link system communication protocol.

A technology designed and developed to operate using specific gateways for any type of physical media and communication protocol.

To fully facilitate installers in creating the system and in maintenance, Bft can offer solutions based on Bluetooth transmission systems in local and TCP/IP environments for remote connection.

U-Link ensures an absolutely stable standard, correct communication, as well as secure data protection thanks to two levels of encryption, offered by the data encryption system and password of the protocol and by the underlying communication system.

- U-Link is a technological platform that forms the heart of Bft products

- U-link uses an open approach: by changing the B-Eba, Bft proprietary gateway, it is possible to adapt to many different communication languages

- U-link is flexible: it can work with or without a network connection, depending on the B-Eba gateway installed

- U-Link enables remote maintenance of the products thanks to two-way communication

- U-link is scalable: an infinite number of objects can be added to a U-link network

- U-Link allows the creation of groups of products: various B-Ebas can be grouped to allow individual or group control of the associated products

U-link is an innovation that turns products into Bft solutions.

Dynamic Path Tracking

The thrust required to operate safely.

A smart torque management system based on the microprocessor technology of BFT control units.

Acquiring data from several indicators, it updates the level of thrust required to perform the operation.

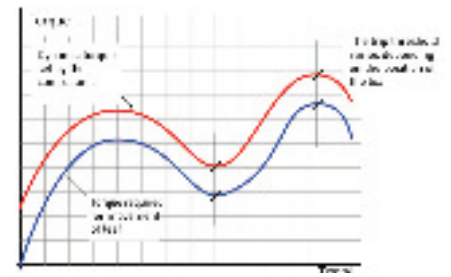
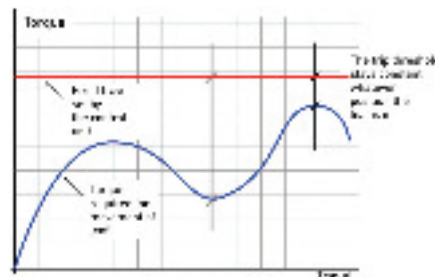
D-Track also facilitates the installer in providing for the certifications required by law.

Conventional control units do not "read" the exact position of the gate and consequently apply constant thrust levels, without ensuring stable sensitivity during the opening and closing operations.

BFT control devices record the slightest variation in the gate or door force, for example due to differences in temperature or wear, constantly supplying the optimum torque to the motor.

A conventional control unit could not detect these thrust variations, which would result in it indicating the presence of non-existent obstacles.

The BFT system thus guarantees the maximum safety and perfect functioning of the equipment, no matter what the climactic and temperature conditions and degree of mechanical wear.





ER - READY

The new coding system for direct cloning of remote controls

Based on microprocessor technology, this system allows the cloning of any MITTO remote control in a MITTO REPLAY remote control.

In fact, the first remote control "teaches" the second one the correct code which is automatically saved in the receiver the first time it is used.

Everything occurs at the highest levels of security thanks to the use of the Rolling Code safe transmission system.



24V

A precise, safe and reliable technology

Bft 24V technology ensures optimum performance with a precise adjustment of slowdown in closing and opening.

Safety is another key aspect, ensuring the immediate stopping and reversal of movement in the presence of obstacles.

The efficiency of the technology is a guarantee of the product's reliability.



ECOSOL

A system powered by solar energy and suitable for all low-voltage installations.

Ecosol is not just a technology attentive to the environment, but also a practical solution for doors and gates that are hard to reach from the mains power supply.

Thanks to compatibility with all new and old 24V systems, it can be installed in any situation.

Ecosol, a clean, renewable and endless charge.



Rolling Code

For safe transmission.

BFT transmitters use a rolling code system that manages the commands in a completely secure way and prevents any type of external violation.

When a transmitter key is pressed the command is sent to the control unit with a different code each time, identifiable only by the receiver and accepted only once.

The algorithm generated then prevents the reproduction of the code.



Inverter

Motor rotation constantly under control

The inverter is an electronic device allowing motor rotation speed to be controlled at any moment, ensuring safety and reliability of the installation, and even extending its life.

This is because the inverter reduces the stresses on mechanical parts, subjecting them to less stress.

The system also allows management of automation opening and closing times.



Oil Gear

Reduction unit in oil bath

The device included in a specific range of Bft barriers, offering great durability in being maintenance free; it ensures extreme quietness and irreversibility of movement.



Block

Crank handle system

Together with irreversibility of the reduction unit, this device included in a specific range Bft barriers provides intrinsic anti-vandal protection, preventing unauthorised opening of the gate.



Encoder

Inductive encoder

A contactless high-resolution device for detecting obstacles. It ensures rapid reversing of motion and improves smoothness of overall movement during acceleration and slowdown.



tri

Three-phase induction motor

This device, included in a specific range of Bft barriers, allows the motor to be maintenance-free and offers extreme reliability and quietness. It can also be used in hazardous areas, as it does not produce sparks.



Easy

Easily accessed hydraulic pump

This solution, included in the range of Bft hydraulic bollards, allows quick maintenance without the use of a shaft lifting crane.



Certification IWA 14-1:2103 V/7200 (n3c)/80/90

Anti-terrorism certification

The X-Pass B 330/1200 bollard has obtained Iwa certification, classifying it as an anti-terrorism device.

In the crash test, one of these bollards stopped a 7,200 kg heavy vehicle travelling at a speed of 80 kph.

A perfect solution to protect sensitive buildings, such as barracks, banks and embassies, from intrusion by potentially dangerous vehicles.

The test was carried out by the English company Mira, specialised in innovations in the world of engineering and product testing.



EFO

A device applicable to hydraulic bollards, allowing rapid rising of the shaft (about 3 times faster than the standard speeds), essential in case of emergency.

The device consists of a high pressure reservoir which, when activated, gives the hydraulic pump additional thrust.

Once used, the system is automatically reinstated, without requiring maintenance.



EE LINK

For fast and safe programming.

EELINK is a system developed by BFT which, by means of connection to handheld programmers (Unipro, Uniradio and Proxima), makes it possible to transfer data from automatic systems to PCs and vice versa.

Thus EEbase or U-base, the databases of the information stored in the installed systems, are constantly updated.

Thanks to this software it possible to associate the necessary personal details with each system: owner's address and details, name of maintenance technician, names of every remote control holder, etc.

With EElink, just press a few buttons to easily manage the customer base or preventive maintenance. Even operations that were once complex become easier: for example, reconfiguring the control unit or the radio receiver in case of replacement or the setup of a control panel, starting from a standard or custom configuration.



Inverter with three-phase induction motor

Allows precise control and management of bar/boom speed in a specific range of Bft barriers and also provides excellent dynamic performance in acceleration and slowdown, ensuring extreme quietness.



Ermes

AUTOMATIC SYSTEM FOR COMMUNICATION WITH OPERATOR

ERMES is the hardware and software system allowing automatic management of notification of alarms and events detected by a Sacs parking system, to mobile phones or email addresses.



Nea

READING OF PASSIVE TAG ON WINDSCREEN

Aura Tuva is a medium range UHF passive tag reading system that can be integrated in a parking system.

The Tuva antenna, installed near the entry and exit posts, allows motorists with special adhesive tags on their windcreens to enter and exit the car park quickly, without having to show anything at the post.



AuraTuva

CAR NUMBER-PLATE READING

Aura NEA is a vehicle number-plate reading system that can be integrated in parking systems.

The camera, installed near the entry and exit posts, allows vehicles with registered number-plate to enter and exit the car park quickly, without having to show anything at the post.

The use of the plate does not require specific physical supports, thereby offering maximum flexibility.



Axxedo

ACCESS CONTROL INTEGRATION

Axxedo is the new Bft entry point control system. Axxedo ensures total and complete control of the system even in offline mode thanks to CEREBRO, the "brain" of Axxedo.

Modular: With Axxedo the number and type of gates controlled can be modified at any time without altering the basic configuration

Safe: Communication of peripherals via bus means that the system is protected against outside violation

Expandable: Free wiring makes the system expandable, without having to replace anything that has already been installed

Simple: Once the readers and relay modules are routed, all programming occurs via software Connection without polarity makes wiring immediate and without the possibility of error for the installer



HOME ACCESS AUTOMATION

Full Access Specialist: that's what we have become, starting from automation in the residential context, a traditional area for Bft, which can count on 30 years of technological innovations.



BUILDING ACCESS AUTOMATION

A range focused on providing the control and protection of points of access to public and private structures.



URBAN ACCESS AUTOMATION

Advanced parking systems, barriers and bollards integrated through the use of software dedicated to Urban Traffic Management: this is the result of the most innovative research made in Bft.

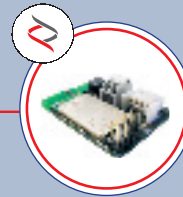


The remote control for sliding operators with U-link? A smartphone.

Technology abreast of the times and attentive to the use of U-link the house gate can now be opened with just your smartphone.



DEIMOS ULTRA BT A400



B-EBA



SMARTPHONE




Interconnectivity on hand for U-link operators.

With the Magistro system every device can be controlled via PC, tablet or smartphone, from inside the home and remotely.



DEIMOS ULTRA BT A



B-EBA Z-WAVE



MAGISTRO BRAIN




MOBILE DEVICE

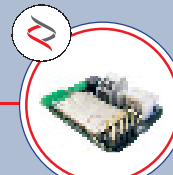


The remote control for non-Bft operators? A smartphone.

Technology abreast of the times and attentive to daily needs: thanks to the use of U-link technology the house gate can now be opened with just your smartphone.



CLONIX AC E U-LINK



B-EBA



SMARTPHONE



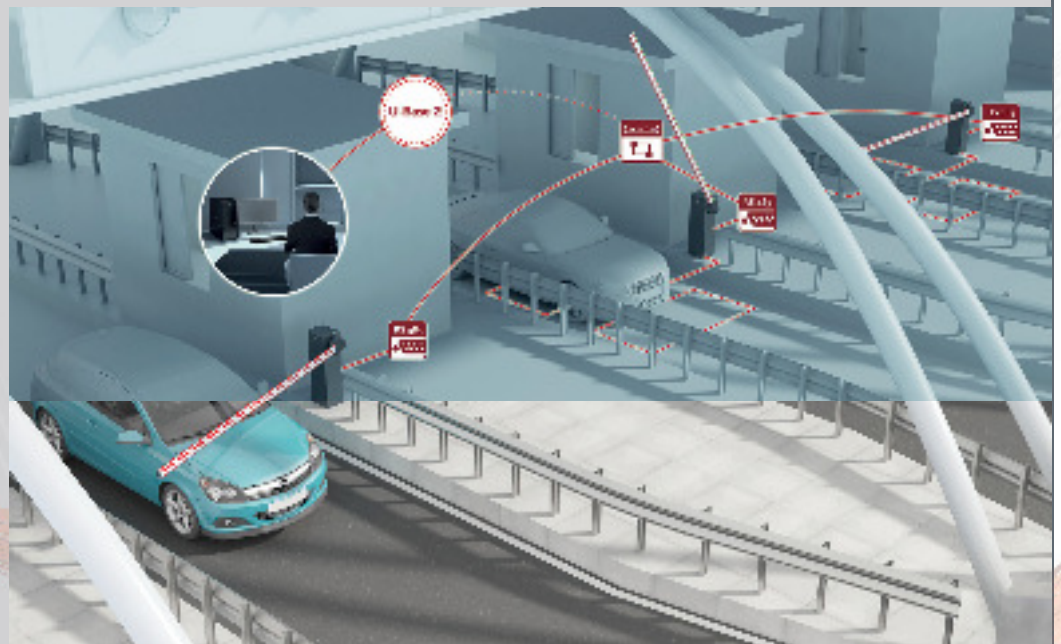
Motorway toll-gate - A boom that withstands impacts

Faults in the barriers are often due to accidental impacts against the boom. Hence the Bft solution that withstands impacts and quickly returns operational.

Thanks to the hinged boom release mechanism, the barrier minimises damage to the device in case of impact, thus allowing rapid reinstatement of the automation. The entire toll-gate barrier system is controlled remotely from a single computer with the U-BASE 2 software which allows prompt and precise diagnostics of the barriers included in the U-Link network.

ADVANTAGES

- The boom will not be damaged in case of impact
- Quickly resettable system
- Centralised remote control
- Barrier diagnostics



IDENTIFIED SYSTEM



1x U-BASE 2



1x B-EBA TCP/IP



3x B-EBA 485



3x Maxima Ultra 35



3x OMEGA ATM.FRA U35



3x ATM30



3x RME2

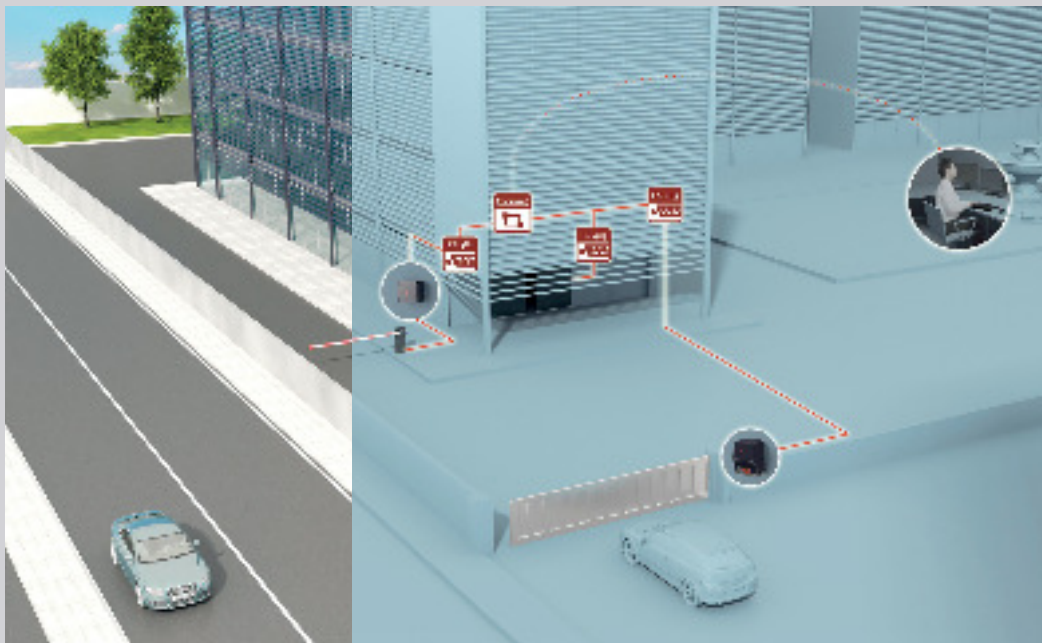


6x Safety loops



U-Base 2 - Program a system remotely via a mobile device.

Programming and checking the proper operation of a system remotely with several operators via a mobile device? Thanks to U-Base 2 software everything is possible. The B EBA TCP/IP GATEWAY interface connects the mobile device hosting U-Base 2 via the Internet, for the programming and management of all aspects of the Bft operators in a system, connected in series via an RS 485, and using U-link technology. It connects to the operators via B EBA 485 LINK modules. The Clonix AC 2 E U-link accessory can be used if intending to control operators that are not U-link compatible. The speed and transmission stability combined with maximum safety in sending and receiving commands are the main advantages of this solution.



ADVANTAGES

- Transmission speed and stability.
- Maximum security in the transmission of commands.
- Sending commands, status checking, diagnosis, programming, remote troubleshooting.

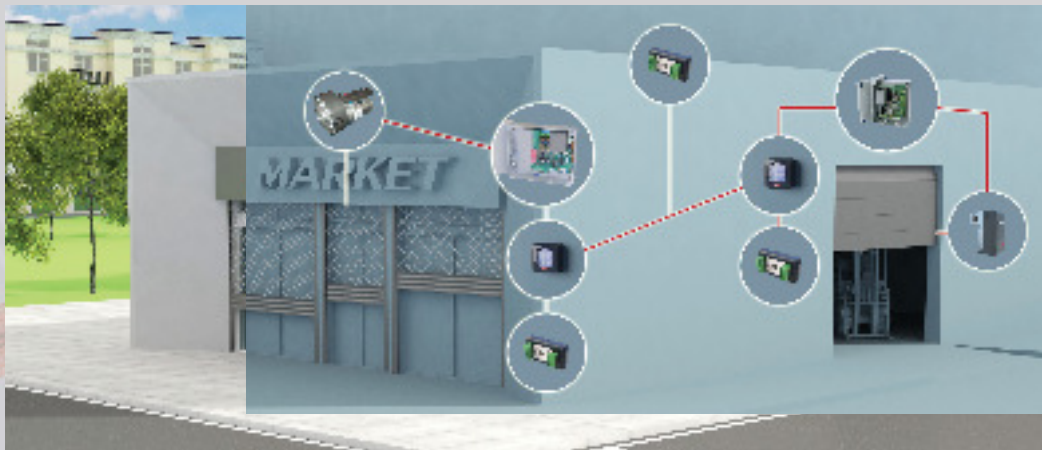
IDENTIFIED SYSTEM



Integrated system for managing the access points of a shopping centre

Integration of the access control system and operators has never been easier.


An Axxedo Stand Alone access control system, integrated with Wind shutter operators and Pegaso sectional door motors, allows the shutters of a business to be opened using just the badge. Allows the opening and automatic access to the warehouse of the business, still using just the badge.




ADVANTAGES

- Easy to install
- Guarantees a high level of security with centralised management of access points without using software
- Use of just the badge for authorisation to access and for automatic opening

IDENTIFIED SYSTEM



visit www.bft-automation.com for more information about Home, Building and Urban catalogs





ANDROMEDA's wireless solution offers maximum installation flexibility even where wiring cannot be handled

The advantages of Andromeda's wireless system: installation quickness and flexibility.

Wireless Andromeda's solutions make it possible to install full systems in a very short period of time, even in the toughest conditions, such as where there's no predisposition on current electrical installation, which are the most common.

Creating a new system, making it bigger, adapting it to specific needs is very easy with Andromeda.

Furthermore battery consumption is much lower than the additional costs your customers would have to sustain in masonry work and the inconvenience of running conduits everywhere. Andromeda's promise to professionals: choosing Andromeda means choosing unmatched quality and service by an industry leading brand, capable of a constant product range growth.



Bft, cutting-edge products

KUSTOS ULTRA BT A



KUSTOS ULTRA BT A

- Complete range of electromechanical pistons for residential use, suitable for swing gate leaves up to 4 metres wide and weighing up to 500 kg.
- Quick and practical installation: the new KUSTOS BT A operators are designed to allow quick and easy installation, thanks to a number of important measures such as the covered worm screw, integrated stops, magnetic limit switches and the magnetic locking pin.

KUSTOS BT A



KUSTOS BT A

- Complete range of electromechanical pistons for residential use, suitable for swing gate leaves up to 4 metres wide and weighing up to 500 kg.
- Quick and practical installation: the new KUSTOS BT A operators are designed to allow a quick and easy installation thanks to a number of important measures such as the magnetic limit switches and the magnetic locking pin.
- Obstacle detection: the management and control system of the D-Track pair ensures maximum safety for people and property, as well as facilitating certification of the system

PHOBOS BT A



PHOBOS BT A

- Complete range of electromechanical pistons for residential use, suitable for swing gate leaves up to 4 metres wide and weighing up to 500 kg.
- Quick and practical installation: the new PHOBOS BT A operators are designed to allow a quick and easy installation thanks to a number of important measures such as the magnetic limit switches and the magnetic locking pin.
- Obstacle detection: the management and control system of the D-Track pair ensures maximum safety for people and property, as well as facilitating certification of the system

PHOBOS AC A



PHOBOS AC A

- Complete range of electromechanical pistons for residential use, suitable for swing gate leaves up to 5 metres wide and weighing up to 500 kg.
- Simplified and intuitive wiring: the new ALENA control units have standardized and colourful terminal blocks for a maximum ease of connection of operators and accessories.
- Fast and practical installation: new PHOBOS AC A operators are designed to allow a quick and easy installation thanks to a series of important measures such as the magnetic locking pin.

ARES ULTRA BT A



ARES ULTRA BT A

- 24 V sliding gates operator for intensive use, up to 1500 Kg in weight. Leaf speed up to 9 m/min. Magnetic limit switch and control board with U-link protocol embedded
- Simplified and intuitive wiring: the new Merak control units have standardised terminal blocks with different colours depending on the input and output function blocks for maximum ease of connection of operators and accessories.
- Obstacle recognition: the D-Track torque management and control system ensures maximum safety for people and property, as well as facilitating certification of the system.
- Interconnectivity: the Merak control unit is native to U-link protocol for control of the operator via Bluetooth, 485 serial network or TCP-IP network

Axxedo



Axxedo

- Axxedo is the access control system used to create distributed or centralised systems, with complete and total control of the functions, even in off-line mode. Axxedo stands out for the modularity and expandability of the systems, which allow the number of devices to be implemented without replacing anything already installed. The range includes central management units and peripheral controllers that communicate with each other via bus or with free-type wiring, with stand alone operation or controlled by immediate and intuitive Axxedo soft management software. The 2015 novelty is the new Axxedo Cerebro 8 control unit enabling the management via software of 8 two-way gates and 32,000 events even in off-line mode. Axxedo Cerebro and Axxedo Cerebro 8 control units are supplied with scratch card 4, for complete software management of 4 gates. Axxedo: modular, expandable, safe

THEA A15 O.PF UNI



THEA A15 O.PF UNI

- Pair of orientable photocells with integrated flashing beacon
- Beam can be oriented 40° horizontally and 10° vertically.
- Synchronised infrared signal to avoid any possibility of accidental dazzling.
- Range 30 m. Power supply 24 V ac/dc.
- For external application.

B EBA BLUE ENTRY IOS



B EBA BLUE ENTRY IOS

- BLUE -TOOTH expansion card Low Energy for Blue Entry system. It manages up to 4 smartphones with iOS operating system. Compatible with operating system iOS 7 or later.

MAXIMA ULTRA



MAXIMA ULTRA

- Range of professional 230 Vac electromechanical barriers with speed variator and three-phase induction motor for high frequency of use.
- Designed and developed to operate in a wide variety of conditions such as large car parks, motorway tollgates with frequent reversing, industrial installations.
- Possibility of setting the useful passage from electronic control unit.
- Mechanical movement with crank to make the bar operate smoothly, also managing slowdowns in opening and closing.
- Equipped with U-Link protocol, they allow integration in Parking Management or Building Management systems

CLONIX UNI AC U-LINK 230V



CLONIX UNI AC U-LINK 230V

- 433Mhz external receiver with 3 outputs: 2 with NO contact and one NO/NC configurable. Compatible with U-LINK protocol (with 3 connection slots). Power supply 230V, 2048-position memory

B EBA TCP/IP GATEWAY



B EBA TCP/IP GATEWAY

- Gateway expansion card to connect automation systems in TCP/IP networks via U-Link slot. It manages up to 120 U-Link devices connected via B EBA RS485 Link.

MIME



MIME

- Miniaturized 2-channel indoor receiver for wireless control of lights or operators
- With MIME AC, turning lights on and off or controlling the opening of a shutter has never been easier! In fact, via a Bft remote control this new miniaturised receiver makes it possible to control lights or operators from anywhere in your home, without having to intervene on the existing electrical system to move switches and/or buttons.
- The receiver can be programmed quickly and easily thanks to a button, a LED and a buzzer.
- Possibility of controlling up to 2 lights in 230Vac with maximum power of 1250W each
- Alternatively, possibility of controlling 1 operator in 230Vac with maximum power of 500VA

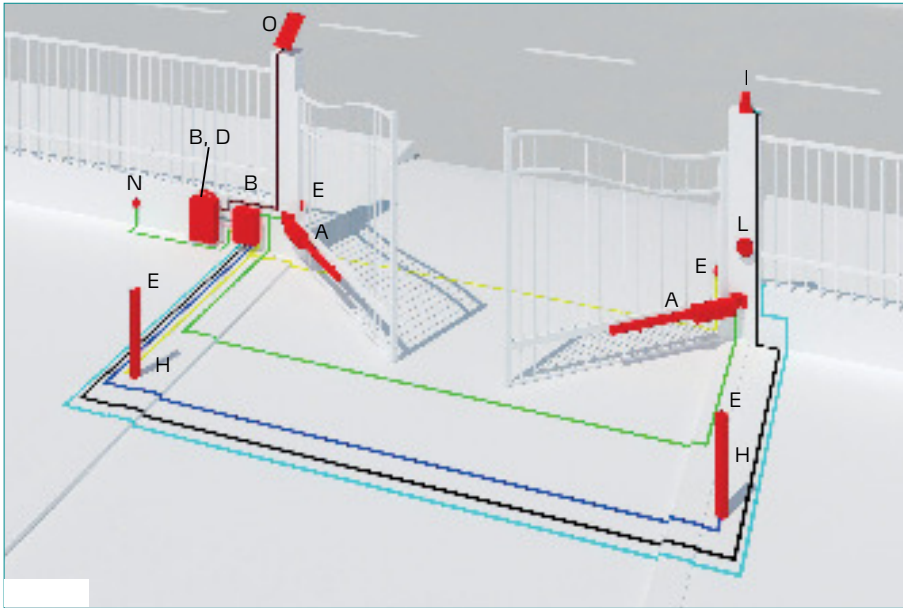


Electromechanical automation for swing gates

Guide to choosing

Operator type	Gate leaf length	Max Leaf	Maximum angle	Voltage	Frequency of use	Kits	Operator	PLUS
swing gates with underground electromechanical operator	2m	150kg	120°	230V	Semi-intensive	-	ELI 250 N V	work time limit switch
		300kg				-	ELI 250 N V 120	work time limit switch
	3.5m	400kg	24V	Intensive	-	ELI 250 N BT	Limit switch Magnetic	
		150kg			-	HIDE SW	Absolute encoder limit switch	
electromechanically operated swing gates	2.5m	400kg	120°	-	Semi-intensive	-	PHOBOS AC A25	Magnetic pin
			116°			-	PHOBOS AC KIT A25 FRA	Magnetic pin
	118°	500kg	Intensive		-	PHOBOS BT KIT A25 FRA	Magnetic limit switch	
					-	PHOBOS BT A25	Magnetic limit switch	
					-	KUSTOS BT A25	Magnetic limit switch and pin	
					-	KUSTOS ULTRA BT A25	Magnetic limit switch and pin	
					-	KUSTOS BT KIT A25 FRA	Magnetic limit switch and pin	
					-	KUSTOS ULTRA BT KIT A25 FRA	Magnetic limit switch and pin	
	124°	500kg	Intensive		-	PHOBOS BT KIT A40 FRA	Magnetic limit switch	
					-	PHOBOS BT A40	Magnetic limit switch	
					-	KUSTOS BT A40	Magnetic limit switch and pin	
					-	KUSTOS ULTRA BT A40	Magnetic limit switch and pin	
					-	KUSTOS BT KIT A40 FRA	Magnetic limit switch and pin	
					-	KUSTOS ULTRA BT KIT A40 FRA	Magnetic limit switch and pin	
	126°	500kg	Intensive		-	PHOBOS AC A50	Magnetic pin	
					-	PHOBOS AC A50 120	Magnetic pin	
					-	PHOBOS AC KIT A50 FRA	Magnetic pin	
	129°	500kg	Intensive		-	E5	work time limit switch	
-				VIRGO	Limit switch Electromechanical			
-				VIRGO 120	Limit switch Electromechanical			
-				VIRGO SQ	Limit switch Electromechanical			
-				KIT VIRGO ITA	Limit switch Electromechanical			
-				IGEA	Limit switch Electromechanical			
-				KIT IGEA FRA	Limit switch Electromechanical			
-				IGEA BT	Limit switch Electromechanical			
-				KIT IGEA BT FRA	Limit switch Electromechanical			
electromechanical swing operators with articulated arm	1.8m	200kg	130°	230V	Semi-intensive	-	E5	work time limit switch
			120°	24V		-	VIRGO	Limit switch Electromechanical
	2.5m	250kg	125°	230V		Intensive	-	VIRGO 120
-					VIRGO SQ		Limit switch Electromechanical	
-					KIT VIRGO ITA		Limit switch Electromechanical	
2.5m	250kg	125°	24V	Intensive	-	IGEA	Limit switch Electromechanical	
					-	KIT IGEA FRA	Limit switch Electromechanical	
					-	IGEA BT	Limit switch Electromechanical	
-	KIT IGEA BT FRA	Limit switch Electromechanical						










A	Operator
B	Control unit
C	Backup Batteries
D	Receiver
E	Photocell
H	Post
I	Flashing Beacon
L	Control system (key selector switch, keypad, badge reader)
N	Junction box
O	Solar panel
	2x1.5
	3x1.5
	RG 58
	5x1
	2x1
	9x0.5
	4x2.5



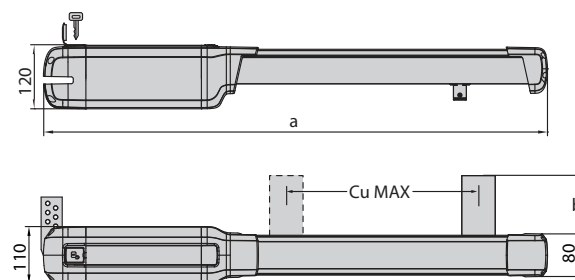
PHOBOS AC A



Code	Name		Description
P935098 00002	PHOBOS AC A25		Irreversible electromechanical operator 230 V for swing gates weighing up to 400 kg and 2.5 m long.
P935097 00002	PHOBOS AC A50		Irreversible electromechanical operator 230 V for swing gates weighing up to 500 kg and 5 m long.
P935097 00001	PHOBOS AC A50 120		Electromechanical operator 230 V for swing gates up to 500 kg in weight and 5 m in length.
R935304 00003	PHOBOS AC KIT A25 FRA		Complete kit 230 V for sliding gates up to 400 kg in weight and 2.5 m in length.
R935305 00003	PHOBOS AC KIT A50 FRA		Complete kit 230 V for sliding gates up to 500 kg in weight and 5 m in length.

	PHOBOS AC A25	PHOBOS AC A50
Gate leaf length	2.5 m	5 m
Max Leaf	400 kg	500 kg
Power supply	230 V	230 V
Power input	210 W	210 W
Frequency of use	semi-intensive	semi-intensive
Control unit	ALENA ACL2	
Board power supply	230 V	230 V
Useful rod stroke	350 mm	460 mm
Maximum angle	120 °	129 °
Cycle time	14 sec	18 sec
Type of limit switch	work time	
Slowdown	no	no
Locking	mechanical	mechanical
Release	personal key	personal key
Impact reaction	electric clutch	
Environmental conditions	from -20 °C to 55 °C	
Protection rating	IP X4	

Dimensions



	a	b	Cu MAX
Phobos BT A25 - Phobos AC A25	850	72,5	290
Phobos BT A40 - Phobos AC A40	960	108	400

ALENA ACL2








Control panel for one or two 230V/300W operators for swing gates and industrial folding doors



ALENA ACL2 D113811 00002

- Application: control panel for one or two operators for swing gates
- Board power supply: 230V single-phase
- Operators power supply: 230V single-phase 300W max each operator
- Main features: removable terminal blocks, programming with dip switch and trimmer and built-in dual channel receiver
- Main functions: stays locked when closed, 3/4 step logic, partial opening, fast closing and self-diagnostics
- Compatibility: ALTAIR and ARIES

Accessories

	Code	Name	Description
	D113693 00003	RIGEL 5	Universal control panel for one or two 230V operators - 600+600W
	D610180	CLS	Triangular release key l=52mm
	P111714	THEA A15 O.PF UNI 	Pair of orientable photocells with integrated flashing beacon Beam can be oriented 40° horizontally and 10° vertically. Synchronised infrared signal to avoid any possibility of accidental dazzling. Range 30 m. Power supply 24 V ac/dc. For external application.
	N190104	BIR C	Rubber safety edge (H 30 mm), price per m
	P111401 00001	VENTIMIGLIA NS	Infrared device for BIR C or BAR C safety edges (conforms to EN 12978 Standard)
	D111013	ME	Control board for 12Vac solenoid lock for 230V automation systems

	D121018	ECB VERTICALE		Vertical solenoid lock, 12-24V
	D730178	PLE		Anchor plate for welding the mountings to masonry pillars for LUX and PHOBOS N operators
	N733427	ARB PHOBOS N		Pair of front and rear adjustable brackets for PHOBOS N operator - PHOBOS N BT
	N733428	ARB PHOBOS N L		Pair of front and rear adjustable brackets for PHOBOS NL - ARB PHOBOS NL operator
	D113748 00002	RADIUS B LTA 230 R1		Flashing light with incorporated antenna for motors with power supply 230 V.
	D113749 00002	RADIUS B LTA 230 R2		Flashing light without incorporated antenna for motors with power supply 230 V.
	P123026	B OO R01		Metal guard for B LTA
	P123025	B OO R02		Wall mounting for B LTA series flashing beacons
	D111904	MITTO B RCBO2 R1		Transmitter with 2 channels. Range 50/100 m. Power supply 12 V with 1 battery type 23 A
	P121022	Q.BO KEY WM		Key selector for outdoor use with double contact.
	P121023	Q.BO KEY WM AV		Vandalproof key selector with double contact, for outdoor use. Metal structure.
	P111526	DESME A15		Pair of self-aligning photocells. Range 30 m. Power supply 24 V ac/dc.
	P121024	Q.BO TOUCH		Wireless digital touch button panel 433Mhz rolling code.
	P903018	PHP		Pair of aluminium posts for THEA/DESME series photocells Height 522 mm
	N999405	CABLE N		Control unit connecting cable for PHOBOS N/PHOBOS NL. Coil of 100m.
	D831081	CMS		Sign



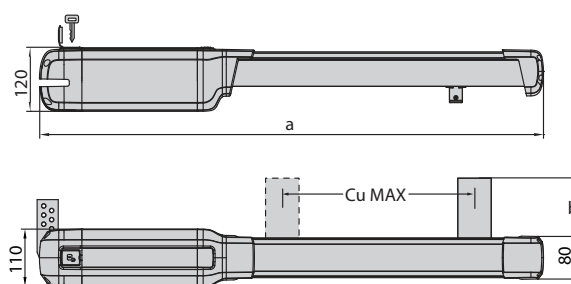
PHOBOS BT A |



Code	Name	Description
R935306 00005	PHOBOS BT KIT A25 FRA	Complete kit 24 V for sliding gates up to 400 kg in weight and 2.5 m in length.
R935309 00005	PHOBOS BT KIT A40 FRA	Complete kit 24 V for sliding gates up to 500 kg in weight and 4 m in length.
P935096 00002	PHOBOS BT A25	Irreversible electromechanical operator 24 V for swing gates weighing up to 400 kg and 2.5 m long.
P935095 00002	PHOBOS BT A40	Irreversible electromechanical operator 24 V for swing gates weighing up to 500 kg and 4 m long.

	PHOBOS BT A25	PHOBOS BT A40
Gate leaf length	2.5 m	4 m
Max Leaf	400 kg	500 kg
Power supply	24 V	24 V
Power input	50 W	50 W
Frequency of use	intensive	intensive
Control unit	ZARA BT L2	
Useful rod stroke	290 mm	400 mm
Maximum angle	116 °	124 °
Cycle time	15 sec	20 sec
Type of limit switch	magnetic	
Slowdown	yes	yes
Locking	mechanical	mechanical
Release	yes	yes
Impact reaction	d-track	
Environmental conditions	from -20 °C to 55 °C	
Protection rating	IPX4	

Dimensions



	a	b	Cu MAX
Phobos BT A25 - Phobos AC A25	850	72,5	290
Phobos BT A40 - Phobos AC A40	960	108	400

ZARA BT L2

Control panel for one or two 24V operators for swing gates



ZARA BT L2 D113796 00002

- Application: control panel for one or two 24V operators for swing gates
- Board power supply: 230V single-phase
- Operators power supply: 24Vdc 180W max each operator
- Main features: removable terminal blocks with new standard colour-coding, programming with trimmer&dipswitch and incorporated dual channel receiver, D-Track anti-crushing system, slowdown during opening and closing and electronic self-learning
- Main functions: automatic re-closing, fast closing, partial opening, deadman feature
- Compatibility: LIBRA C MA, LIBRA, LIBRA R, LIBRA MA R

Accessories

	Code	Name	Description
	D113745 00002	THALIA	Control panel for one or two 24V operators for swing gates
	D113747 00002	THALIA P	Control panel for one or two 24V operators for swing gates
	N733427	ARB PHOBOS N	Pair of front and rear adjustable brackets for PHOBOS N operator - PHOBOS N BT
	N733428	ARB PHOBOS N L	Pair of front and rear adjustable brackets for PHOBOS NL - ARB PHOBOS NL operator
	D730178	PLE	Anchor plate for welding the mountings to masonry pillars for LUX and PHOBOS N operators
	D111761	ME BT	Control board for 24Vac solenoid lock for 24V automation systems
	D121018	ECB VERTICALE	Vertical solenoid lock, 12-24V



	D113749 00003	RADIUS B LTA 24 R2	Flashing light without incorporated antenna for motors with power supply 24 V.
	D113748 00003	RADIUS B LTA 24 R1	Flashing light without incorporated antenna for motors with power supply 24 V.
	P123026	B 00 R01	Metal guard for B LTA
	P123025	B 00 R02	Wall mounting for B LTA series flashing beacons
	D111904	MITTO B RCB02 R1	Transmitter with 2 channels. Range 50/100 m. Power supply 12 V with 1 battery type 23 A
	P121022	Q.BO KEY WM	Key selector for outdoor use with double contact.
	P121023	Q.BO KEY WM AV	Vandalproof key selector with double contact, for outdoor use. Metal structure.
	P121024	Q.BO TOUCH	Wireless digital touch button panel 433Mhz rolling code.
	P111526	DESME A15	Pair of self-aligning photocells. Range 30 m. Power supply 24 V ac/dc.
	P903018	PHP	Pair of aluminium posts for THEA/DESME series photocells Height 522 mm
	P125020	BBT BAT	Set of backup batteries for THALIA and THALIA P
	D831081	CMS	Sign



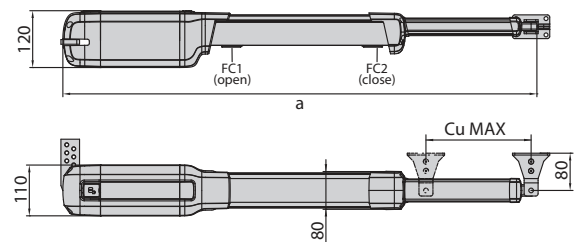
KUSTOS BT A



Code	Name		Description
P935099 00002	KUSTOS BT A25	new	Irreversible electromechanical operator 24 V for swing gates weighing up to 400 kg and 2.5 m long.
P935100 00002	KUSTOS BT A40	new	Irreversible electromechanical operator 24 V for swing gates weighing up to 500 kg and 4 m long.
R935307 00005	KUSTOS BT KIT A25 FRA	new	Complete kit 24 V for sliding gates up to 400 kg in weight and 2.5 m in length.
R935310 00005	KUSTOS BT KIT A40 FRA	new	Complete kit 24 V for sliding gates up to 500 kg in weight and 4 m in length.

	KUSTOS BT A25	KUSTOS BT A40
Gate leaf length	2.5 m	4 m
Max Leaf	400 kg	500 kg
Power supply	24 V	24 V
Power input	40 W	40 W
Frequency of use	intensive	intensive
Control unit	ZARA BTL2	
Board power supply	230 V	230 V
Useful rod stroke	250 mm	355 mm
Maximum angle	118 °	126 °
Cycle time	13 sec	17 sec
Type of limit switch	magnetic	
Locking	mechanical	mechanical
Release	yes	yes
Impact reaction	d-track	
Environmental conditions	to 55 °C	from -20 °C to 55 °C
Protection rating	IP44	

Dimensions



	a	Cu MAX
Kustos BT A25 - Kustos BT A25 ULTRA	1090	295
Kustos BT A40 - Kustos BT A40 ULTRA	1210	355

ZARA BT L2

Control panel for one or two 24V operators for swing gates









ZARA BT L2 D113796 00002

- Application: control panel for one or two 24V operators for swing gates
- Board power supply: 230V single-phase
- Operators power supply: 24Vdc 180W max each operator
- Main features: removable terminal blocks with new standard colour-coding, programming with trimmer&dipswitch and incorporated dual channel receiver, D-Track anti-crushing system, slowdown during opening and closing and electronic self-learning
- Main functions: automatic re-closing, fast closing, partial opening, deadman feature
- Compatibility: LIBRA C MA, LIBRA, LIBRA R, LIBRA MA R

Accessories

	Code	Name	Description
	D113745 00002	THALIA	Control panel for one or two 24V operators for swing gates
	D113747 00002	THALIA P	Control panel for one or two 24V operators for swing gates
	D111761	ME BT	Control board for 24Vac solenoid lock for 24V automation systems
	D121018	ECB VERTICALE	Vertical solenoid lock, 12-24V
	D730178	PLE	Anchor plate for welding the mountings to masonry pillars for LUX and PHOBOS N operators
	P121022	Q.BO KEY W/M	Key selector for outdoor use with double contact.
	P121023	Q.BO KEY W/M AV	Vandalproof key selector with double contact, for outdoor use. Metal structure.

	P121024	Q.BO TOUCH	Wireless digital touch button panel 433Mhz rolling code.
	D113749 00003	RADIUS B LTA 24 R2	Flashing light without incorporated antenna for motors with power supply 24 V.
	D113748 00003	RADIUS B LTA 24 R1	Flashing light without incorporated antenna for motors with power supply 24 V.
	P123026	B 00 R01	Metal guard for B LTA
	P123025	B 00 R02	Wall mounting for B LTA series flashing beacons
	D111904	MITTO B RCB02 R1	Transmitter with 2 channels. Range 50/100 m. Power supply 12 V with 1 battery type 23 A
	P111526	DESME A15	Pair of self-aligning photocells. Range 30 m. Power supply 24 V ac/dc.
	P903018	PHP	Pair of aluminium posts for THEA/DESME series photocells Height 522 mm
	P125020	BBT BAT	Set of backup batteries for THALIA and THALIA P



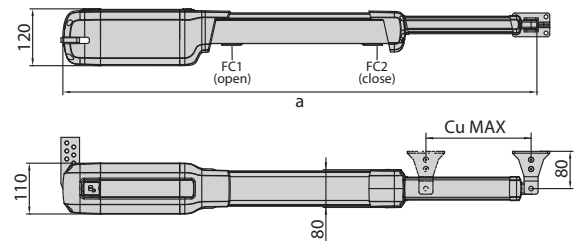
KUSTOS ULTRA BT A



Code	Name	Description
P935101 00002	KUSTOS ULTRA BT A25	Irreversible electromechanical operator 24 V for swing gates weighing up to 400 kg and 2.5 m long with covered worm screw.
P935102 00002	KUSTOS ULTRA BT A40	Irreversible electromechanical operator 24 V for swing gates weighing up to 500 kg and 4 m long with covered worm screw.
R935308 00005	KUSTOS ULTRA BT KIT A25 FRA	Complete kit 24 V for swing gates weighing up to 400 kg and 2.5 m long. Operators with covered worm screw (ip44).
R935311 00005	KUSTOS ULTRA BT KIT A40 FRA	Complete kit 24 V for swing gates weighing up to 500 kg and 4 m long. Operators with covered worm screw (ip44).

	KUSTOS ULTRA BT A25	KUSTOS ULTRA BT A40
Gate leaf length	2.5 m	4 m
Max Leaf	400 kg	500 kg
Power supply	24 V	24 V
Power input	40 W	40 W
Frequency of use	intensive	intensive
Control unit	THALIA	
Board power supply	230 V	230 V
Useful rod stroke	250 mm	355 mm
Maximum angle	118 °	126 °
Cycle time	13 sec	17 sec
Type of limit switch	magnetic	
Slowdown	yes	yes
Locking	mechanical	mechanical
Release	yes	yes
Impact reaction	d-track	
Environmental conditions	to 55 °C	
Protection rating	IP44	

Dimensions



	a	Cu MAX
Kustos BT A25 - Kustos BT A25 ULTRA	1090	295
Kustos BT A40 - Kustos BT A40 ULTRA	1210	355

THALIA Control panel for one or two 24V operators for swing gates












- THALIA D113745 00002**
- Application: control panel for one or two 24V operators for swing gates
 - Board power supply: 230V single-phase
 - Operators power supply: 24Vdc 180W max each operator
 - Main features: removable terminal blocks with new standard colour-coding, simplified scenario-based programming with display and incorporated dual channel receiver, D-Track anti-crushing system, slowdown during opening and closing and electronic self-learning
 - Main functions: automatic re-closing, fast closing, partial opening, deadman feature
 - Compatibility: LIBRA C MA, LIBRA, LIBRA R, LIBRA MA R

Accessories

	Code	Name	Description
	D113747 00002	THALIA P	Control panel for one or two 24V operators for swing gates
	D111761	ME BT	Control board for 24Vac solenoid lock for 24V automation systems
	D121018	ECB VERTICALE	Vertical solenoid lock, 12-24V
	D730178	PLE	Anchor plate for welding the mountings to masonry pillars for LUX and PHOBOS N operators
	N733428	ARB PHOBOS N L	Pair of front and rear adjustable brackets for PHOBOS NL - ARB PHOBOS NL operator
	N733427	ARB PHOBOS N	Pair of front and rear adjustable brackets for PHOBOS N operator - PHOBOS N BT



	D113749 00003	RADIUS B LTA 24 R2	Flashing light without incorporated antenna for motors with power supply 24 V.
	D113748 00003	RADIUS B LTA 24 R1	Flashing light without incorporated antenna for motors with power supply 24 V.
	PI23026	B 00 R01	Metal guard for B LTA
	PI23025	B 00 R02	Wall mounting for B LTA series flashing beacons
	D111904	MITTO B RCB02 R1	Transmitter with 2 channels. Range 50/100 m. Power supply 12 V with 1 battery type 23 A
	PI21022	Q.BO KEY WM	Key selector for outdoor use with double contact.
	PI21023	Q.BO KEY WM AV	Vandalproof key selector with double contact, for outdoor use. Metal structure.
	PI21024	Q.BO TOUCH	Wireless digital touch button panel 433Mhz rolling code.
	P111526	DESME A15	Pair of self-aligning photocells. Range 30 m. Power supply 24 V ac/dc.
	P903018	PHP	Pair of aluminium posts for THEA/DESME series photocells Height 522 mm
	P111531	B EBA BLUE ENTRY ANDROID 4	BLUE-TOOTH expansion card for Blue Entry system. Manages up to 4 smartphones with the Android operating system
	PI25020	BBT BAT	Set of backup batteries for THALIA and THALIA P
	D831081	CMS	Sign

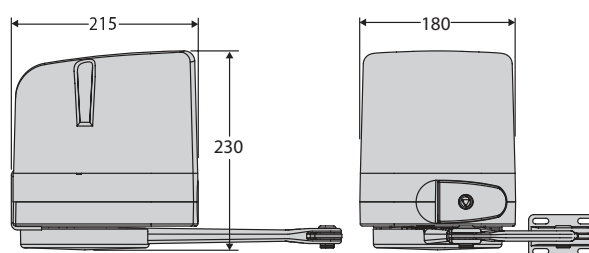


VIRGO | | | |

	Code	Name	Description
	P930116 00002	VIRGO	Irreversible electromechanical operator 24 V for swing gates weighing up to 200 kg and 2 m long.
	P930116 00001	VIRGO 120	Electromechanical operator 24 V for swing gates up to 200 kg in weight and 2 m in length.
	P930117 00002	VIRGO SQ	Electromechanical operator 24 V for swing gates up to 200 kg in weight and 2 m in length.
	R930130 00001	KIT VIRGO FRA	Electromechanical operator 24 V for swing gates up to 200 kg in weight and 2 m in length.
	R930130 00002	KIT VIRGO ITA	Electromechanical operator 24 V for swing gates up to 200 kg in weight and 2 m in length.

	VIRGO	VIRGO SQ
Control unit	LINX	
Power supply	24 V	24 V
Power input	110 W	110 W
Maximum angle	120 °	120 °
Cycle time	14 sec	14 sec
Type of limit switch	electromechanical	
Slowdown	yes	yes
Locking	mechanical	mechanical
Release	lever and triangle key	lever and triangle key
Frequency of use	semi-intensive	semi-intensive
Environmental conditions	from -15 °C to 50 °C	
Protection rating	IPX4	
Operator weight	8 kg	6 kg
Impact reaction	electronic torque limiter	
Operator type	electromechanical swing operators with articulated arm	electromechanical swing operators with articulated arm

Dimensions



LINX









LINX

- Application: control panel for one or two VIRGO series operators
- Board power supply: 230V single-phase
- Operators power supply: 24Vdc
- Main functions: automatic re-closing, fast closing, partial opening
- Main characteristics: removable terminal blocks, incorporated dual channel receiver, anti-crushing, slowdown during opening and closing and electronic self-learning

Accessories

	Code	Name	Description
	N190104	BIR C	Rubber safety edge (H 30 mm), price per m
	D113749 00003	RADIUS B LTA 24 R2	Flashing light without incorporated antenna for motors with power supply 24 V.
	D113748 00003	RADIUS B LTA 24 R1	Flashing light without incorporated antenna for motors with power supply 24 V.
	P123025	B 00 R02	Wall mounting for B LTA series flashing beacons
	P123026	B 00 R01	Metal guard for B LTA
	D111904	MITTO B RCB02 R1	Transmitter with 2 channels. Range 50/100 m. Power supply 12 V with 1 battery type 23 A
	P121024	Q.BO TOUCH	Wireless digital touch button panel 433Mhz rolling code.



	P121022	Q.BO KEY WM	Key selector for outdoor use with double contact.
	P121023	Q.BO KEY WM AV	Vandalproof key selector with double contact, for outdoor use. Metal structure.
	P111526	DESME A15	Pair of self-aligning photocells. Range 30 m. Power supply 24 V ac/dc.
	P903018	PHP	Pair of aluminium posts for THEA/DESME series photocells Height 522 mm
	P125008	VIRGO BAT	Set of backup batteries for VIRGO
	N574039	BOX	Wall-mounted safe for steel cable release and electric control
	D831081	CMS	Sign



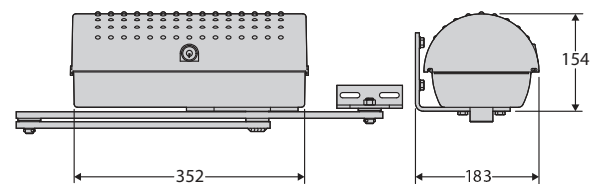
IGEA BT



	Code	Name	Description	
	P935070 00002	IGEA BT	Irreversible electromechanical operator 24 V for swing gates weighing up to 250 kg and 2.5 m long.	 U-Link
	R935297 00002	KIT IGEA BT FRA THALIA	Electromechanical operator 24 V for swing gates up to 250 kg in weight and 2.5 m in length.	 U-Link
	R935229 00002	KIT IGEA BT FRA	Electromechanical operator 24 V for swing gates up to 250 kg in weight and 2.5 m in length.	 U-Link

	IGEA BT
Control unit	THALIA
Power supply	24 V
Power input	40 W
Maximum angle	125 °
Cycle time	15 sec
Type of limit switch	electromechanical
Slowdown	yes
Locking	mechanical
Release	knob operated with personal key
Frequency of use	intensive
Environmental conditions	from -15 °C to 60 °C
Protection rating	IP44
Operator weight	16 kg
Impact reaction	d-track
Operator type	electromechanical swing operators with articulated arm

Dimensions



THALIA

Control panel for one or two 24V operators for swing gates










THALIA D113745 00002

- Application: control panel for one or two 24V operators for swing gates
- Board power supply: 230V single-phase
- Operators power supply: 24Vdc 180W max each operator
- Main features: removable terminal blocks with new standard colour-coding, simplified scenario-based programming with display and incorporated dual channel receiver, D-Track anti-crushing system, slowdown during opening and closing and electronic self-learning
- Main functions: automatic re-closing, fast closing, partial opening, deadman feature
- Compatibility: LIBRA C MA, LIBRA, LIBRA R, LIBRA MA R

Accessories

	Code	Name	Description
	D113747 00002	THALIA P	Control panel for one or two 24V operators for swing gates
	N190104	BIR C	Rubber safety edge (H 30 mm), price per m
	P135005	LRV	Bras court pour IGEA, IGEA BT - LRV
	N574039	BOX	Wall-mounted safe for steel cable release and electric control
	D113748 00003	RADIUS B LTA 24 R1	Flashing light without incorporated antenna for motors with power supply 24 V.
	D113749 00003	RADIUS B LTA 24 R2	Flashing light without incorporated antenna for motors with power supply 24 V.
	P123025	B OO R02	Wall mounting for B LTA series flashing beacons

	D111904	MITTO B RCB02 R1	Transmitter with 2 channels. Range 50/100 m. Power supply 12 V with 1 battery type 23 A
	P121024	Q.BO TOUCH	Wireless digital touch button panel 433Mhz rolling code.
	P121022	Q.BO KEY WM	Key selector for outdoor use with double contact.
	P111526	DESME A15	Pair of self-aligning photocells. Range 30 m. Power supply 24 V ac/dc.
	P903018	PHP	Pair of aluminium posts for THEA/DESME series photocells Height 522 mm
	P125020	BBT BAT	Set of backup batteries for THALIA and THALIA P
	D831081	CMS	Sign

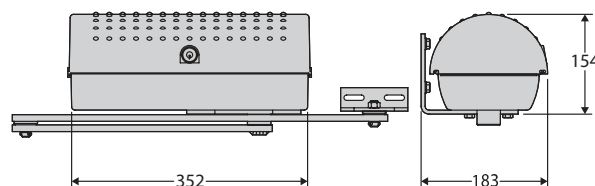


IGEA |

	Code	Name	Description
	P935065 00002	IGEA	Electromechanical operator 230 V for swing gates up to 250 kg in weight and 2.5 m in length.
	R935221 00002	KIT IGEA FRA	Complete kit 230 V for sliding gates up to 250 kg in weight and 2.5 m in length.

	IGEA
Control unit	ALTAIR P
Power supply	230 V
Power input	300 W
Maximum angle	125 °
Cycle time	15 sec
Type of limit switch	electromechanical
Locking	mechanical
Release	knob operated with personal key
Frequency of use	intensive
Environmental conditions	from -15 °C to 60 °C
Protection rating	IP44
Operator weight	16 kg
Impact reaction	electric clutch
Operator type	electromechanical swing operators with articulated arm

Dimensions



ALTAIR P

Control panel for one or two 230V/300W operators for swing gates and industrial folding doors








ALTAIR P D113703 00002

- Application: control panel for one or two operators for swing gates
- Board power supply: 230V single-phase
- Operators power supply: 230V single-phase 300W max each operator
- Main features: removable terminal blocks, programming with display and built-in dual channel receiver
- Main functions: stays locked when closed, 3/4 step logic, partial opening, fast closing and self-diagnostics
- Compatibility: ALTAIR and ARIES

Accessories

	Code	Name	Description
	D113693 00003	RIGEL 5	Universal control panel for one or two 230V operators - 600+600W
	N190104	BIR C	Rubber safety edge (H 30 mm), price per m
	P111401 00001	VENTIMIGLIA NS	Infrared device for BIR C or BAR C safety edges (conforms to EN 12978 Standard)
	P135005	LRV	Bras court pour IGEA, IGEA BT - LRV
	N574039	BOX	Wall-mounted safe for steel cable release and electric control
	D113749 00002	RADIUS B LTA 230 R2	Flashing light without incorporated antenna for motors with power supply 230 V.
	D113748 00002	RADIUS B LTA 230 R1	Flashing light with incorporated antenna for motors with power supply 230 V.
	P123025	B OO R02	Wall mounting for B LTA series flashing beacons
	D111904	MITTO B RCB02 R1	Transmitter with 2 channels. Range 50/100 m. Power supply 12 V with 1 battery type 23 A



	P121024	Q.BO TOUCH	Wireless digital touch button panel 433Mhz rolling code.
	P121022	Q.BO KEY WM	Key selector for outdoor use with double contact.
	P111526	DESME A15	Pair of self-aligning photocells. Range 30 m. Power supply 24 V ac/dc.
	P903018	PHP	Pair of aluminium posts for THEA/DESME series photocells Height 522 mm
	D831081	CMS	Sign



HIDE SW

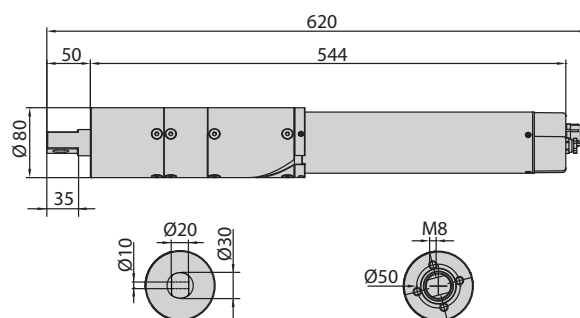


	Code	Name	Description
	P930124 00001	HIDE SW	Disappearing irreversible electromechanical operator 24 V for swing gates weighing up to 150 kg and 2 m long.
	R930138 00002	KIT HIDE SW	Complete kit 24 V for sliding gates up to 150 kg in weight and 2 m in length.



	HIDE SW
Control unit	CB HIDE
Power supply	24 V
Power input	40 W
Maximum angle	110 °
Cycle time	12 sec
Type of limit switch	absolute encoder
Slowdown	yes
Locking	electromechanical
Release	steel cable
Frequency of use	intensive
Environmental conditions	from -20 °C to 60 °C
Protection rating	IP45
Operator weight	8 kg
Impact reaction	d-track
Operator type	electromechanically operated swing gates

Dimensions



LIBRA CB HIDE









Control panel for one or two HIDE SW series operators









LIBRA CB HIDE D113742 00002

- Application: control panel for one or two HIDE SW operators
- Board power supply: 230V single-phase
- Operators power supply: 24Vdc 200W max each operator
- Main functions: automatic re-closing, fast closing, partial opening, deadman feature, pulse blocking, separate opening/closing
- Main features: removable terminal blocks, programming with display and incorporated dual channel receiver, anti-crushing, slowdown during opening and closing and electronic self-learning, D-TRACK torque control system

Accessories

	Code	Name	Description
	N190104	BIR C	Rubber safety edge (H 30 mm), price per m
	N999526	HIDE HINGE SUP	Top hinge for the installation of HIDE SW series operator
	N999524	HIDE HINGE INF	Bottom fixed hinge for the installation of HIDE SW series operator
	N574039	BOX	Wall-mounted safe for steel cable release and electric control
	D113749 00003	RADIUS B LTA 24 R2	Flashing light without incorporated antenna for motors with power supply 24 V.
	D113748 00003	RADIUS B LTA 24 R1	Flashing light without incorporated antenna for motors with power supply 24 V.
	P123025	B OO R02	Wall mounting for B LTA series flashing beacons
	P123026	B OO R01	Metal guard for B LTA
	D111904	MITTO B RCB02 R1	Transmitter with 2 channels. Range 50/100 m. Power supply 12 V with 1 battery type 23 A



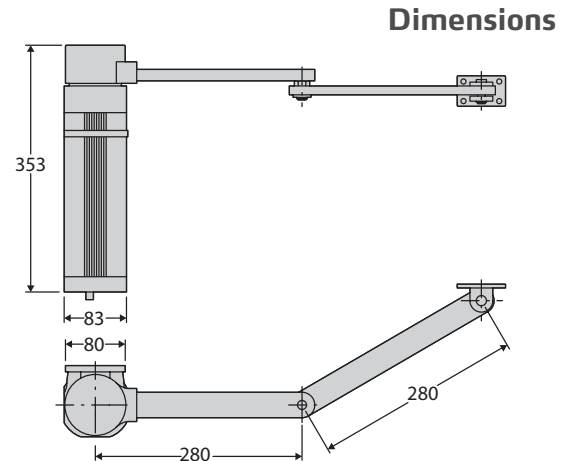
	P121024	Q.BO TOUCH	Wireless digital touch button panel 433Mhz rolling code.
	P121022	Q.BO KEY WM	Key selector for outdoor use with double contact.
	P121023	Q.BO KEY WM AV	Vandalproof key selector with double contact, for outdoor use. Metal structure.
	P111526	DESME A15	Pair of self-aligning photocells. Range 30 m. Power supply 24 V ac/dc.
	P903018	PHP	Pair of aluminium posts for THEA/DESME series photocells Height 522 mm
	P125005	BT BAT	Set of backup batteries for LIBRA C MA, LIBRA C LX, HYDRA N, ARGO
	D831081	CMS	Sign



E5 N |

	Code	Name	Description
	P930003 00001	E5	Electromechanical operator 230 V for swing gates up to 200 kg in weight and 1.8 m in length.

	E5
Control unit	ALCOR N
Power supply	230 V
Power input	200 W
Maximum angle	130 °
Cycle time	22 sec
Type of limit switch	work time
Locking	solenoid lock
Release	reversible
Frequency of use	semi-intensive
Environmental conditions	from -10 °C to 60 °C
Protection rating	IP44
Operator weight	8 kg
Impact reaction	mechanical clutch
Operator type	electromechanical swing operators with articulated arm



ALCOR N

Control panel for one or two 230V/300W operators for swing gates



ALCOR N D113706 00002

- Compatibility: ALCOR SD
- Application: control panel for one or two swing gate operators
- Board power supply: 230V single-phase
- Operators power supply: 230V single-phase 300W max each operator
- Main features: removable terminal blocks, settings controlled by potentiometers, fault signalling LEDs and incorporated dual channel receiver
- Main functions: stays locked when closed, 3/4 step logic, partial opening, separate opening/closing

Accessories

	Code	Name	Description
	D113680 00002	ALPHA SD	ALPHA SD control panel
	D113693 00003	RIGEL 5	Universal control panel for one or two 230V operators - 600+600W
	N190104	BIR C	Rubber safety edge (H 30 mm), price per m
	P111401 00001	VENTIMIGLIA NS	Infrared device for BIR C or BAR C safety edges (conforms to EN 12978 Standard)
	D111013	ME	Control board for 12Vac solenoid lock for 230V automation systems
	D121016	ECB DX	Right-hand horizontal solenoid lock, 12-24V
	D121017	ECB SX	Left-hand horizontal solenoid lock, 12-24V
	D121018	ECB VERTICALE	Vertical solenoid lock, 12-24V




	P123001 00001	EBP	EBP 230Vac electric drop lock
	P123006 00001	EBPE 52	Electroserrure avec canon extérieur de
	P123008 00001	EBPE 75	230Vac solenoid lock with zero stop resistance, also with release from outside for gates of max thickness 75 mm
	P123001 00013	EBP 24	24Vac solenoid lock, with 230/24V transformer installable in control panel
	N733008	BL E5	Slide lever (max leaf length 2 m, max leaf weight 200 kg) BSE 5
	N728011	BS E5	Slide lever (max leaf length 1.6 m, max leaf weight 100 kg) BSE 5
	D113748 00002	RADIUS B LTA 230 R1	Flashing light with incorporated antenna for motors with power supply 230 V.
	D113749 00002	RADIUS B LTA 230 R2	Flashing light without incorporated antenna for motors with power supply 230 V.
	P123025	B 00 R02	Wall mounting for B LTA series flashing beacons
	D111904	MITTO B RCB02 R1	Transmitter with 2 channels. Range 50/100 m. Power supply 12 V with 1 battery type 23 A
	P121024	Q.BO TOUCH	Wireless digital touch button panel 433Mhz rolling code.
	P121022	Q.BO KEY WM	Key selector for outdoor use with double contact.
	P111526	DESME A15	Pair of self-aligning photocells. Range 30 m. Power supply 24 V ac/dc.
	P903018	PHP	Pair of aluminium posts for THEA/DESME series photocells Height 522 mm
	D831081	CMS	Sign



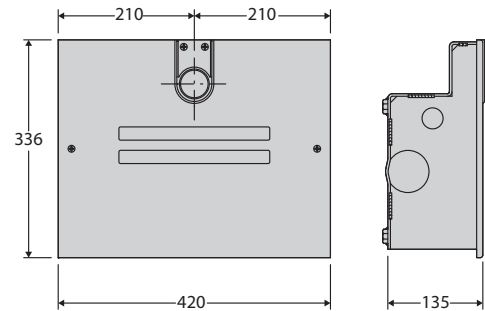
ELI 250 N BT



	Code	Name	Description
	P930125 00001	ELI 250 N BT	In-ground irreversible electromechanical operator 24 V for swing gates weighing up to 400 kg and 3.5 m long.

	ELI 250 N BT
Control unit	THALIA
Power supply	24 V
Power input	175 W
Maximum angle	120 °
Cycle time	15 sec
Type of limit switch	magnetic
Slowdown	yes
Locking	mechanical
Release	lever or lever with personalised key
Frequency of use	intensive
Environmental conditions	from -20 °C to 50 °C
Protection rating	IP67
Operator weight	10 kg
Impact reaction	d-track
Operator type	swing gates with underground electromechanical operator

Dimensions



THALIA









Control panel for one or two 24V operators for swing gates
















THALIA D113745 00002

- Application: control panel for one or two 24V operators for swing gates
- Board power supply: 230V single-phase
- Operators power supply: 24Vdc 180W max each operator
- Main features: removable terminal blocks with new standard colour-coding, simplified scenario-based programming with display and incorporated dual channel receiver, D-Track anti-crushing system, slowdown during opening and closing and electronic self-learning
- Main functions: automatic re-closing, fast closing, partial opening, deadman feature
- Compatibility: LIBRA C MA, LIBRA, LIBRA R, LIBRA MA R

Accessories

	Code	Name	Description
	D113747 00002	THALIA P	Control panel for one or two 24V operators for swing gates
	D831081	CMS	Sign
	N190104	BIR C	Rubber safety edge (H 30 mm), price per m
	N733397	BTCF 120 E	Foundation box with levers for ELI 250 N BT, ELI 250 N, ELI 250 N V. Without BTCF 120 E release
	N733398	BTCF 120 E INOX	Stainless steel foundation box with levers. Without release, (as an alternative to BTCF 120 E)
	N733502	SCP	Release for ELI 250 and SUB BT with personalized key.
	N733392	SCC	Releases for ELI250 with SCC lever spanner
	D111761	ME BT	Control board for 24Vac solenoid lock for 24V automation systems

	D121016	ECB DX	Right-hand horizontal solenoid lock, 12-24V
	D121017	ECB SX	Left-hand horizontal solenoid lock, 12-24V
	D121018	ECB VERTICALE	Vertical solenoid lock, 12-24V
	P123001 00001	EBP	EBP 230Vac electric drop lock
	P123006 00001	EBPE 52	Electroserrure avec canon extérieur de
	P123008 00001	EBPE 75	230Vac solenoid lock with zero stop resistance, also with release from outside for gates of max thickness 75 mm
	P123001 00013	EBP 24	24Vac solenoid lock, with 230/24V transformer installable in control panel
	D113749 00003	RADIUS B LTA 24 R2	Flashing light without incorporated antenna for motors with power supply 24 V.
	D113748 00003	RADIUS B LTA 24 R1	Flashing light without incorporated antenna for motors with power supply 24 V.
	P123025	B 00 R02	Wall mounting for B LTA series flashing beacons
	D111904	MITTO B RCB02 R1	Transmitter with 2 channels. Range 50/100 m. Power supply 12 V with 1 battery type 23 A
	P121024	Q.BO TOUCH	Wireless digital touch button panel 433Mhz rolling code.
	P121022	Q.BO KEY WM	Key selector for outdoor use with double contact.
	P111526	DESME A15	Pair of self-aligning photocells. Range 30 m. Power supply 24 V ac/dc.
	P903018	PHP	Pair of aluminium posts for THEA/DESME series photocells Height 522 mm
	P125020	BBT BAT	Set of backup batteries for THALIA and THALIA P



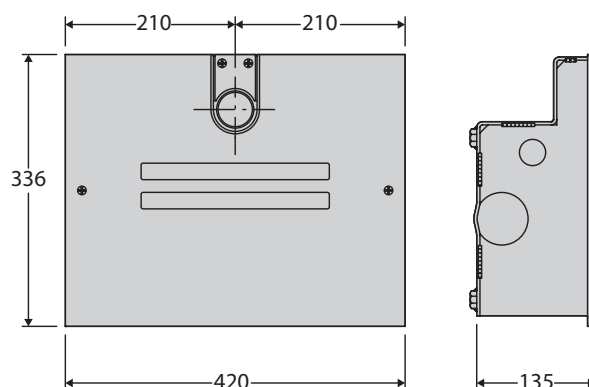
ELI 250 N



	Code	Name	Description
	P930126 00002	ELI 250 N V	Underground electromechanical operator 230 V for swing gates up to 150 kg in weight and 2 m in length.
	P930126 00001	ELI 250 N V 120	Underground electromechanical operator 120 V for swing gates up to 150 kg in weight and 2 m in length.
	P930125 00002	ELI 250 N	Underground electromechanical operator 230 V for swing gates up to 300 kg in weight and 3.5 m in length.

	ELI 250 N V	ELI 250 N V 120	ELI 250 N
Control unit	ALTAIR P		
Power supply	230 V	120 V	230 V
Power input	300 W	300 W	300 W
Maximum angle	120 °	120 °	120 °
Cycle time	14 sec	14 sec	28 sec
Type of limit switch	work time		
Locking	mechanical	mechanical	mechanical
Release	lever or lever with personalised key	lever or lever with personalised key	lever or lever with personalised key
Frequency of use	semi-intensive	semi-intensive	semi-intensive
Environmental conditions	from -20 °C to 50 °C		
Protection rating	IP67		
Operator weight	10 kg	10 kg	10 kg
Impact reaction	electric clutch		
Operator type	swing gates with underground electromechanical operator	swing gates with underground electromechanical operator	swing gates with underground electromechanical operator

Dimensions



ALTAIR P








Control panel for one or two 230V/300W operators for swing gates and industrial folding doors



ALTAIR P D113703 00002

- Application: control panel for one or two operators for swing gates
- Board power supply: 230V single-phase
- Operators power supply: 230V single-phase 300W max each operator
- Main features: removable terminal blocks, programming with display and built-in dual channel receiver
- Main functions: stays locked when closed, 3/4 step logic, partial opening, fast closing and self-diagnostics
- Compatibility: ALTAIR and ARIES

Accessories

	Code	Name	Description
	D113693 00003	RIGEL 5	Universal control panel for one or two 230V operators - 600+600W
	D831081	CMS	Sign
	N190104	BIR C	Rubber safety edge (H 30 mm), price per m
	P111401 00001	VENTIMIGLIA NS	Infrared device for BIR C or BAR C safety edges (conforms to EN 12978 Standard)
	N733397	BTCF 120 E	Foundation box with levers for ELI 250 N BT, ELI 250 N, ELI 250 N V. Without BTCF 120 E release
	N733398	BTCF 120 E INOX	Stainless steel foundation box with levers. Without release, (as an alternative to BTCF 120 E)
	N733502	SCP	Release for ELI 250 and SUB BT with personalized key.



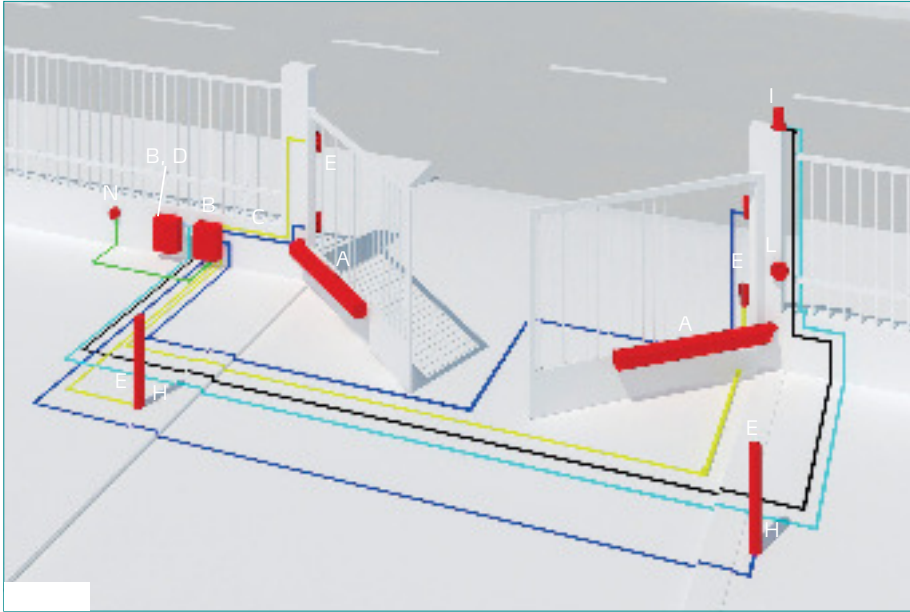
	N733392	SCC	Releases for ELI250 with SCC lever spanner
	N733304	E180	Accessory for opening to 180° for ELI 250, ELI 250 V operator
	D111013	ME	Control board for 12Vac solenoid lock for 230V automation systems
	D121017	ECB SX	Left-hand horizontal solenoid lock, 12-24V
	D121018	ECB VERTICALE	Vertical solenoid lock, 12-24V
	D121016	ECB DX	Right-hand horizontal solenoid lock, 12-24V
	P123001 00001	EBP	EBP 230Vac electric drop lock
	P123006 00001	EBPE 52	Electroserrure avec canon extérieur de
	P123008 00001	EBPE 75	230Vac solenoid lock with zero stop resistance, also with release from outside for gates of max thickness 75 mm
	P123001 00013	EBP 24	24Vac solenoid lock, with 230/24V transformer installable in control panel
	D113749 00002	RADIUS B LTA 230 R2	Flashing light without incorporated antenna for motors with power supply 230 V.
	D113748 00002	RADIUS B LTA 230 R1	Flashing light with incorporated antenna for motors with power supply 230 V.
	P123025	B OO R02	Wall mounting for B LTA series flashing beacons
	D111904	MITTO B RCB02 R1	Transmitter with 2 channels. Range 50/100 m. Power supply 12 V with 1 battery type 23 A
	P121024	Q.BO TOUCH	Wireless digital touch button panel 433Mhz rolling code.
	P121022	Q.BO KEY WM	Key selector for outdoor use with double contact.
	P111526	DESME A15	Pair of self-aligning photocells. Range 30 m. Power supply 24 V ac/dc.
	P903018	PHP	Pair of aluminium posts for THEA/DESME series photocells Height 522 mm



Hydraulic automation for swing gates

Guide to choosing


Operator type	Gate leaf length	Max Leaf	Maximum angle	Voltage	Frequency of use	Kits	Operator	PLUS
swing gates with underground hydraulic operator	1.8m	800kg	130°	230V	Very intensive	- SUB DX		Very intensive
						- SUB SX		Very intensive
						- SUB EG DX		Very intensive
			- SUB EG SX				Very intensive	
			- SUB R DX				Slowdown	
			- SUB R SX				Slowdown	
	2.5m	800kg	180°	230V		- SUB R WINTER DX		Extremely low temperatures
						- SUB R WINTER SX		Extremely low temperatures
						- SUB G DX		Very intensive
			- SUB G SX				Very intensive	
			- SUB ER DX				Slowdown	
			- SUB ER SX				Slowdown	
	3.5m	800kg	130°	230V		- SUB E R WINTER SX		Extremely low temperatures
						- SUB BT		D-Track
						- SUB E DX		Very intensive
hydraulically operated swing gates	1.8m	180kg	112°	24V	Semi-intensive	- SUB E SX		Very intensive
						- SUB EL DX		Very intensive
	2m	300kg	123°	230V	Semi-intensive	- SUB EL SX		Very intensive
						- ORO		Compact size
					- KIT ORO FRA		Compact size	
					- LUX BT 2B		Selectable locking	
					- LUX		Reversible	
			- LUX SA			Reversible		
			- LUX BA			Reversible		
			- LUX R2B			Reversible		
			- LUX WINTER			Extremely low temperatures		
			- LUX 2B WINTER			Extremely low temperatures		
	2.2m	300kg	117°	230V	Very intensive	- LUX B		Locking on closure
						- LUX 2B		Locking on closure/opening
	2.3m	300kg	101°	230V	Very intensive	- LUX FC 2B		Locking on closure/opening
- LUX R 2B SN2							Locking on closure/opening	
2.5m	200kg	123°	230V	Semi-intensive	- LUX R		Reversible	
					- LUX RSN2		Reversible	
3m	200kg	112°	24V	Semi-intensive	- LUX MB		Locking on closure	
					- KIT LUX MB		Locking on closure	
3.5m	300kg	123°	230V	Very intensive	- ORO E		Compact size	
					- LUX BT		Reversible	
					- LUX GV		Reversible	
					- LUX GV-B		Reversible	
					- LUX GV-2B		Reversible	
					- LUX GV-R		Reversible	
					- LUX L		Reversible	
4m	500kg	123°	230V	Very intensive	- LUX LR		Reversible	
					- P4,5		Closing slowdown	
4.5m	500kg	123°	230V	Very intensive	- P4,5 WINTER		Extremely low temperatures	
					- LUX G BT 2B		800 Kg	
5m	800kg	130°	24V	Semi-intensive	- LUX G		Reversible	
					- LUX G WINTER		Extremely low temperatures	
7m	500kg	123°	230V	Semi-intensive	- P7		Closing slowdown	
					- P7 WINTER		Extremely low temperatures	



A	Operator
B	Control unit
C	Backup Batteries
D	Receiver
E	Photocell
H	Post
I	Flashing Beacon
L	Control system (key selector switch, keypad, badge reader)
N	Junction box
O	Solar panel
	2x1.5
	3x1.5
	RG 58
	5x1
	2x1



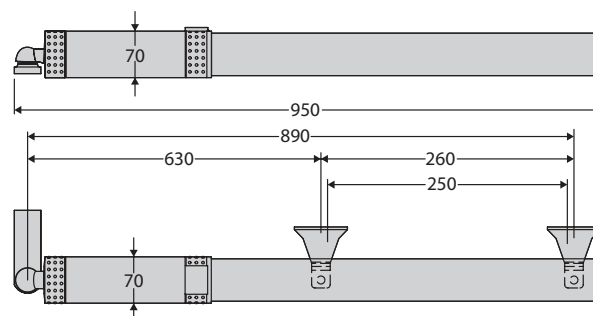
ORO |



Code	Name	Description
P935059 00001	ORO	Irreversible hydraulic operator for hinged leaves up to 1.8 m and 180 kg in weight, duty semi-intensive. Manoeuvre time 20 sec.
P935058 00001	ORO E	Reversible hydraulic operator for hinged leaves up to 2.5 m and weight 200 kg, use semi-intensive. Manoeuvre time 27 sec.
R935222 00002	KIT ORO	Kit for swing gates up to 1.8 m and 180 kg in weight with irreversible hydraulic operators for semi-intensive use. Cycle time 20 sec.
R935210 00011	KIT ORO FRA	Kit for swing gates up to 1.8 m and 180 kg in weight with irreversible hydraulic operators for semi-intensive use. Cycle time 20 sec.

	ORO	ORO E
Control unit	ALCOR N	
Motor power supply	230 V	230 V
Power input	240 W	240 W
Useful rod stroke	250 mm	250 mm
Maximum angle	112 °	112 °
Slowdown	no	no
Impact reaction	hydraulic clutch	
Locking	hydraulic closing	solenoid lock
Release	triangle key	reversible
Environmental conditions	from -10 °C to 60 °C	
Protection rating	IP55	

Dimensions



ALCOR N

Control panel for one or two 230V/300W operators for swing gates

















ALCOR N D113706 00002

- Compatibility: ALCOR SD
- Application: control panel for one or two swing gate operators
- Board power supply: 230V single-phase
- Operators power supply: 230V single-phase 300W max each operator
- Main features: removable terminal blocks, settings controlled by potentiometers, fault signalling LEDs and incorporated dual channel receiver
- Main functions: stays locked when closed, 3/4 step logic, partial opening, separate opening/closing

Accessories

	Code	Name	Description
	D111013	ME	Control board for 12Vac solenoid lock for 230V automation systems
	D113680 00002	ALPHA SD	ALPHA SD control panel
	D113693 00003	RIGEL 5	Universal control panel for one or two 230V operators - 600+600W
	D113748 00002	RADIUS B LTA 230 R1	Flashing light with incorporated antenna for motors with power supply 230 V.
	D113749 00002	RADIUS B LTA 230 R2	Flashing light without incorporated antenna for motors with power supply 230 V.
	D121016	ECB DX	Right-hand horizontal solenoid lock, 12-24V
	D121017	ECB SX	Left-hand horizontal solenoid lock, 12-24V
	D121018	ECB VERTICALE	Vertical solenoid lock, 12-24V



	D831081	CMS	Sign
	P123001 00001	EBP	EBP 230Vac electric drop lock
	P123006 00001	EBPE 52	Electroserrure avec canon extérieur de
	P123008 00001	EBPE 75	230Vac solenoid lock with zero stop resistance, also with release from outside for gates of max thickness 75 mm
	P123001 00013	EBP 24	24Vac solenoid lock, with 230/24V transformer installable in control panel
	N190104	BIR C	Rubber safety edge (H 30 mm), price per m
	P111401 00001	VENTIMIGLIA NS	Infrared device for BIR C or BAR C safety edges (conforms to EN 12978 Standard)
	N733424	ARB ORO	Adjustable front and rear brackets for ORO operator
	D730178	PLE	Anchor plate for welding the mountings to masonry pillars for LUX and PHOBOS N operators
	N999131	NAT	Adapter for 230V hydraulic operators for inserting the spiral cable protection sheath
	P123025	B OO R02	Wall mounting for B LTA series flashing beacons
	D111904	MITTO B RCBO2 R1	Transmitter with 2 channels. Range 50/100 m. Power supply 12 V with 1 battery type 23 A
	P121024	Q.BO TOUCH	Wireless digital touch button panel 433Mhz rolling code.
	P121022	Q.BO KEY WM	Key selector for outdoor use with double contact.
	P111526	DESME A15	Pair of self-aligning photocells. Range 30 m. Power supply 24 V ac/dc.
	P903018	PHP	Pair of aluminium posts for THEA/DESME series photocells Height 522 mm



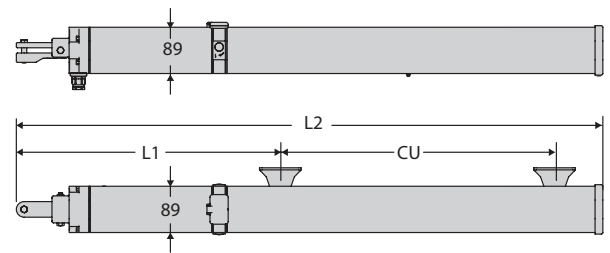
LUX BT



Code	Name	Description	
P935079 00001	LUX BT 2B	24 V hydraulic operator for swing gates up to 2 m. 300 kg in weight and very intensive use. Cycle time 14 sec.	
P935080 00001	LUX BT	24 V hydraulic operator for swing gates up to 3 m. 300 kg in weight and very intensive use. Cycle time 14 sec.	
P935083 00001	LUX G BT 2B	24 V hydraulic operator for swing gates up to 5 m. 800 kg in weight and very intensive use. Cycle time 20 sec.	

	LUX BT 2B	LUX BT	LUX G BT 2B
Control unit	THALIA P		
Power input	300 W	300 W	300 W
Useful rod stroke	270 mm	270 mm	392 mm
Maximum angle	113 °	113 °	130 °
Slowdown	yes	yes	yes
Impact reaction	d-track		
Locking	selectable in opening/closing	solenoid lock	selectable in opening/closing
Release	triangle key	triangle key	triangle key
Frequency of use	very intensive	very intensive	very intensive
Environmental conditions	from -20 °C to 60 °C		
Protection rating	IP55		

Dimensions



	L1	CU	L2
LUX BT 2B	715	270	1116
LUX G BT 2B	932	392	1381

THALIA P

Control panel for one or two 24V operators for swing gates








THALIA P D113747 00002

- Application: control panel for one or two 24V operators for swing gates
- Board power supply: 230V single-phase
- Operators power supply: 24Vdc 240W max each operator
- Main features: removable terminal blocks with new standard colour-coding, simplified scenario-based programming with display and incorporated dual channel receiver, D-Track anti-crushing system, slowdown during opening and closing and electronic self-learning
- Main features: automatic closing, rapid closing, partial opening, operation with deadman feature, direct connection powered solenoid lock and electromagnet, direct connection edge 8K2.
- Compatibility: LIBRA C MA, LIBRA C LX, LIBRA, LIBRA R, LIBRA MA R

Accessories

	Code	Name	Description
	N190104	BIR C	Rubber safety edge (H 30 mm), price per m
	N999443	PL LX BT	Anchor plate for welding the mountings to masonry pillars for LUX BT
	P123025	B OO R02	Wall mounting for B LTA series flashing beacons
	D111904	MITTO B RCB02 R1	Transmitter with 2 channels. Range 50/100 m. Power supply 12 V with 1 battery type 23 A
	P121024	Q.BO TOUCH	Wireless digital touch button panel 433Mhz rolling code.
	P121022	Q.BO KEY WM	Key selector for outdoor use with double contact.
	P111526	DESME A15	Pair of self-aligning photocells. Range 30 m. Power supply 24 V ac/dc.

	P903018	PHP	Pair of aluminium posts for THEA/DESME series photocells Height 522 mm
	P125020	BBT BAT	Set of backup batteries for THALIA and THALIA P
	N999417	CABLE LX BT	Cable 1603 for PHOBOS/IGEA 100 m roll.
	D113748 00003	RADIUS B LTA 24 R1	Flashing light without incorporated antenna for motors with power supply 24 V.
	D113749 00003	RADIUS B LTA 24 R2	Flashing light without incorporated antenna for motors with power supply 24 V.
	D831081	CMS	Sign



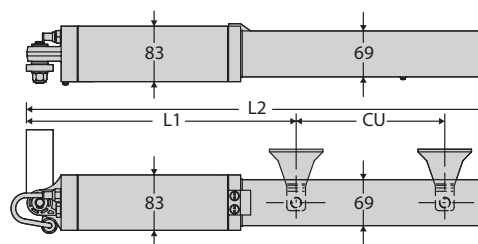
LUX | |



Code	Name	Description
P935009 00001	LUX	Hydraulic operator reversible for hinged leaves up to 2 m and 300 kg in weight. Useful travel 270 mm, manoeuvre time 17 sec and maximum opening angle 123 °. Locking system: solenoid lock
P935025 00001	LUX SA	Hydraulic operator reversible for hinged leaves up to 2 m and 300 kg in weight. Useful travel 270 mm, manoeuvre time 17 sec and maximum opening angle 123 °. Locking system: solenoid lock
P935009 00025	LUX WINTER	Hydraulic operator reversible for hinged leaves up to 2 m and 300 kg in weight. Useful travel 270 mm, manoeuvre time 17 sec and maximum opening angle 123 °. Locking system: solenoid lock
P935044 00001	LUX R	Hydraulic operator reversible for hinged leaves up to 2.2 m and 300 kg in weight. Useful travel 270 mm, manoeuvre time 17 sec and maximum opening angle 123 °. Locking system: solenoid lock
P935044 00002	LUX RSN2	Hydraulic operator reversible for hinged leaves up to 2.2 m and 300 kg in weight. Useful travel 270 mm, manoeuvre time 17 sec and maximum opening angle 123 °. Locking system: solenoid lock
P935010 00001	LUX B	Hydraulic operator triangle key for hinged leaves up to 2 m and 300 kg in weight. Useful travel 270 mm, manoeuvre time 17 sec and maximum opening angle 123 °. Locking system: hydraulic closing
P935027 00001	LUX BA	Hydraulic operator reversible for hinged leaves up to 2 m and 300 kg in weight. Useful travel 270 mm, manoeuvre time 17 sec and maximum opening angle 123 °. Locking system: solenoid lock
P935011 00001	LUX 2B	Hydraulic operator triangle key for hinged leaves up to 2 m and 300 kg in weight. Useful travel 270 mm, manoeuvre time 17 sec and maximum opening angle 123 °. Locking system: open/close hydraulics
P935011 00028	LUX 2B WINTER	Hydraulic operator triangle key for hinged leaves up to 2 m and 300 kg in weight. Useful travel 270 mm, manoeuvre time 17 sec and maximum opening angle 123 °. Locking system: open/close hydraulics
P935046 00001	LUX R2B	Hydraulic operator reversible for hinged leaves up to 2 m and 300 kg in weight. Useful travel 270 mm, manoeuvre time 17 sec and maximum opening angle 123 °. Locking system: solenoid lock
P935039 00001	LUX FC 2B	Hydraulic operator triangle key for hinged leaves up to 2 m and 300 kg in weight. Useful travel 280 mm, manoeuvre time 17 sec and maximum opening angle 117 °. Locking system: open/close hydraulics
P935046 00002	LUX R 2B SN2	Hydraulic operator triangle key for hinged leaves up to 2 m and 300 kg in weight. Useful travel 250 mm, manoeuvre time 16+slowdown sec and maximum opening angle 101 °. Locking system: open/close hydraulics
P935035 00001	LUX MB	Hydraulic operator triangle key for hinged leaves up to 2.3 m and 300 kg in weight. Useful travel 270 mm, manoeuvre time 23 sec and maximum opening angle 123 °. Locking system: hydraulic closing
P935012 00001	LUX L	Hydraulic operator reversible for hinged leaves up to 4 m and 500 kg in weight. Useful travel 270 mm, manoeuvre time 33 sec and maximum opening angle 123 °. Locking system: solenoid lock
P935049 00001	LUX LR	Hydraulic operator reversible for hinged leaves up to 4 m and 500 kg in weight. Useful travel 270 mm, manoeuvre time 33 sec and maximum opening angle 123 °. Locking system: solenoid lock
P935013 00001	LUX G	Hydraulic operator reversible for hinged leaves up to 5 m and 800 kg in weight. Useful travel 390 mm, manoeuvre time 48 sec and maximum opening angle 130 °. Locking system: solenoid lock
P935013 00022	LUX G WINTER	Hydraulic operator reversible for hinged leaves up to 5 m and 800 kg in weight. Useful travel 270 mm, manoeuvre time 17 sec and maximum opening angle 123 °. Locking system: solenoid lock
P935014 00001	LUX GV	Hydraulic operator reversible for hinged leaves up to 3.5 m and 300 kg in weight. Useful travel 270 mm, manoeuvre time 17 sec and maximum opening angle 123 °. Locking system: solenoid lock
P935014 00002	LUX GV-B	Hydraulic operator reversible for hinged leaves up to 3.5 m and 300 kg in weight. Useful travel 270 mm, manoeuvre time 17 sec and maximum opening angle 123 °. Locking system: solenoid lock
P935014 00005	LUX GV-2B	Hydraulic operator reversible for hinged leaves up to 3.5 m and 300 kg in weight. Useful travel 270 mm, manoeuvre time 17 sec and maximum opening angle 123 °. Locking system: solenoid lock
P935050 00001	LUX GV-R	Hydraulic operator reversible for hinged leaves up to 3.5 m and 300 kg in weight. Useful travel 270 mm, manoeuvre time 17 sec and maximum opening angle 123 °. Locking system: solenoid lock
R935217 00002	KIT LUX MB	Kit for swing gates up to 2.3 m, 300 kg in weight. Hydraulic operators with useful travel 270 mm, max angle 123 °, locking hydraulic closing and release triangle key. Cycle time 23 sec. Power input 250 W.

	LUX	LUX WINTER LUX 2B WINTER	LUX FC 2B	LUX R 2B SN2
Control unit	ALCOR N, RIGEL5			
Motor power supply	230 V	230 V	230 V	230 V
Power input	250 W	250 W	280 W	250 W
Slowdown	no	no	no	yes
Impact reaction	hydraulic clutch			
Frequency of use	very intensive	very intensive	very intensive	very intensive
Environmental conditions	from -10 °C to 60 °C	from -30 °C to 60 °C	from -10 °C to 60 °C	
Protection rating	IP57			

Dimensions



	L1	CU	L2
LUX / LUX B / LUX 2B	715	270	1025
LUX FC 2B	850	280	1320
LUX R 2B SN2	710	250	1050
LUX MB / LUX L	715	270	1025
LUX G	850	390	1300

ALCOR N

Control panel for one or two 230V/300W operators for swing gates







ALCOR N D113706 00002

- Compatibility: ALCOR SD
- Application: control panel for one or two swing gate operators
- Board power supply: 230V single-phase
- Operators power supply: 230V single-phase 300W max each operator
- Main features: removable terminal blocks, settings controlled by potentiometers, fault signalling LEDs and incorporated dual channel receiver
- Main functions: stays locked when closed, 3/4 step logic, partial opening, separate opening/closing

Accessories

	Code	Name	Description
	D111013	ME	Control board for 12Vac solenoid lock for 230V automation systems
	D113680 00002	ALPHA SD	ALPHA SD control panel
	D113693 00003	RIGEL 5	Universal control panel for one or two 230V operators - 600+600W
	D113748 00002	RADIUS B LTA 230 R1	Flashing light with incorporated antenna for motors with power supply 230 V.
	D113749 00002	RADIUS B LTA 230 R2	Flashing light without incorporated antenna for motors with power supply 230 V.
	D121016	ECB DX	Right-hand horizontal solenoid lock, 12-24V
	D121017	ECB SX	Left-hand horizontal solenoid lock, 12-24V
	D121018	ECB VERTICALE	Vertical solenoid lock, 12-24V
	D831081	CMS	Sign
	P121023	Q.BO KEY W/M AV	Vandalproof key selector with double contact, for outdoor use. Metal structure.
	P121022	Q.BO KEY W/M	Key selector for outdoor use with double contact.
	P123001 00001	EBP	EBP 230Vac electric drop lock
	P123006 00001	EBPE 52	Electroserrure avec canon extérieur de
	P123008 00001	EBPE 75	230Vac solenoid lock with zero stop resistance, also with release from outside for gates of max thickness 75 mm
	P123001 00013	EBP 24	24Vac solenoid lock, with 230/24V transformer installable in control panel



	N190104	BIR C	Rubber safety edge (H 30 mm), price per m
	P111401 00001	VENTIMIGLIA NS	Infrared device for BIR C or BAR C safety edges (conforms to EN 12978 Standard)
	N733426	ARB LUX	Pair of front and rear adjustable brackets for LUX operator - ARB LUX
	N733474	ARB LUX G	Adjustable front and rear bracket for LUX G operator
	D730178	PLE	Anchor plate for welding the mountings to masonry pillars for LUX and PHOBOS N operators
	N999131	NAT	Adapter for 230V hydraulic operators for inserting the spiral cable protection sheath
	P123025	B 00 R02	Wall mounting for B LTA series flashing beacons
	D111904	MITTO B RCB02 R1	Transmitter with 2 channels. Range 50/100 m. Power supply 12 V with 1 battery type 23 A
	P121024	Q.BO TOUCH	Wireless digital touch button panel 433Mhz rolling code.
	P111526	DESME A15	Pair of self-aligning photocells. Range 30 m. Power supply 24 V ac/dc.
	P903018	PHP	Pair of aluminium posts for THEA/DESME series photocells Height 522 mm

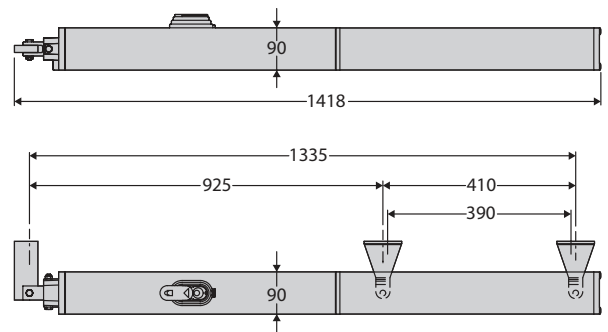
P7 / P4,5 | | |



Code	Name	Description
P935061 00001	P4,5	Reversible hydraulic operator for swing gates up to 4.5 m. 500 kg in weight. Cycle time 28+slowdown sec. Useful travel 390 mm. max angle 123 °.
P935061 00004	P4,5 WINTER	Reversible hydraulic operator for swing gates up to 4.5 m. 500 kg in weight. Cycle time 28+slowdown sec. Useful travel 390 mm. max angle 123 °.
P935060 00001	P7	Reversible hydraulic operator for swing gates up to 7 m. 500 kg in weight. Cycle time 42+slowdown sec. Useful travel 390 mm. max angle 123 °.
P935060 00004	P7 WINTER	Reversible hydraulic operator for swing gates up to 7 m. 500 kg in weight. Cycle time 42+slowdown sec. Useful travel 390 mm. max angle 123 °.

	P4,5	P4,5 WINTER P7 WINTER
Control unit	ALCOR N, RIGEL5	
Motor power supply	230 V	230 V
Power input	250 W	250 W
Maximum angle	123 °	123 °
Slowdown	during closing	during closing
Impact reaction	hydraulic clutch	
Locking	solenoid lock	solenoid lock
Frequency of use	very intensive	very intensive
Release	reversible	reversible
Environmental conditions	from -10 °C to 60 °C	from -30 °C to 60 °C
Protection rating	IP55	

Dimensions



RIGEL 5
Universal control panel for one or two 230V operators - 600+600W


















- RIGEL 5 D113693 00003**
- Application: universal control panel for one or two operators
 - Board power supply: 230V single-phase
 - Operators power supply: 230V single-phase 600+600W
 - Main features: removable terminal blocks, programming and diagnostics with display, incorporated dual channel receiver, plug-in connector for additional receiver, electric snap latch or magnetic lock connection, electronic torque limiter, electronic slowdown during opening and closing, separate limit switch inputs for each motor, possibility of traffic-light management and hydraulic operator pre-heating with SSR5 board
 - Main functions: automatic re-closing, separate motor working times, stays locked when closed, water hammer, 2/3/4 step logic, partial opening, fast closing, separate opening and closing
 - Compatibility: RIGEL 4

Accessories

	Code	Name	Description
	D111013	ME	Control board for 12Vac solenoid lock for 230V automation systems
	D113680 00002	ALPHA SD	ALPHA SD control panel
	D113706 00002	ALCOR N	ALCOR N control panel
	D113748 00002	RADIUS B LTA 230 R1	Flashing light with incorporated antenna for motors with power supply 230 V.
	D113749 00002	RADIUS B LTA 230 R2	Flashing light without incorporated antenna for motors with power supply 230 V.



	D121016	ECB DX	Right-hand horizontal solenoid lock, 12-24V
	D121017	ECB SX	Left-hand horizontal solenoid lock, 12-24V
	D121018	ECB VERTICALE	Vertical solenoid lock, 12-24V
	D831081	CMS	Sign
	P123001 00001	EBP	EBP 230Vac electric drop lock
	P123006 00001	EBPE 52	Electroserrure avec canon extérieur de
	P123008 00001	EBPE 75	230Vac solenoid lock with zero stop resistance, also with release from outside for gates of max thickness 75 mm
	P123001 00013	EBP 24	24Vac solenoid lock, with 230/24V transformer installable in control panel
	N190104	BIR C	Rubber safety edge (H 30 mm), price per m
	P111401 00001	VENTIMIGLIA NS	Infrared device for BIR C or BAR C safety edges (conforms to EN 12978 Standard)
	N999131	NAT	Adapter for 230V hydraulic operators for inserting the spiral cable protection sheath
	P123025	B OO R02	Wall mounting for B LTA series flashing beacons
	D111904	MITTO B RCB02 R1	Transmitter with 2 channels. Range 50/100 m. Power supply 12 V with 1 battery type 23 A
	P121024	Q.BO TOUCH	Wireless digital touch button panel 433Mhz rolling code.
	P121022	Q.BO KEY WM	Key selector for outdoor use with double contact.
	P121023	Q.BO KEY WM AV	Vandalproof key selector with double contact, for outdoor use. Metal structure.
	P111526	DESME A15	Pair of self-aligning photocells. Range 30 m. Power supply 24 V ac/dc.
	P903018	PHP	Pair of aluminium posts for THEA/DESME series photocells Height 522 mm



=



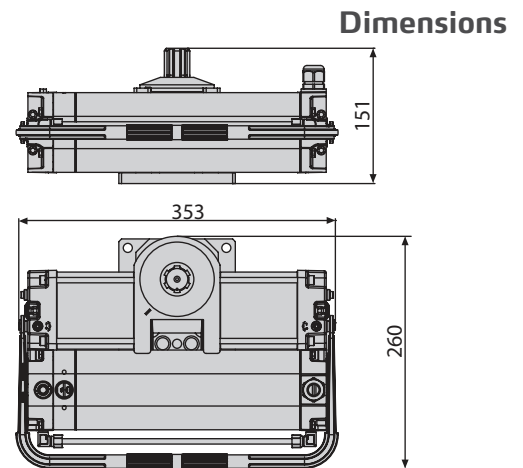
=

SUB BT |

	Code	Name	Description
	P930123 00001	SUB BT	Low voltage, in-ground irreversible hydraulic operator for hinged leaves up to 2.5 m. weight 800 kg.



	SUB BT
Control unit	THALIA P
Motor power supply	24 V
Cycle time	13 sec
Slowdown	yes
Impact reaction	d-track
Locking	open/close hydraulics
Release	lever or lever with personalised key
Frequency of use	very intensive
Environmental conditions	from -20 °C to 60 °C
Protection rating	IP67
Maximum angle	120 °








THALIA P
 Control panel for one or two 24V operators for swing gates

	THALIA P D113747 00002 <ul style="list-style-type: none"> Application: control panel for one or two 24V operators for swing gates Board power supply: 230V single-phase Operators power supply: 24Vdc 240W max each operator Main features: removable terminal blocks with new standard colour-coding, simplified scenario-based programming with display and incorporated dual channel receiver, D-Track anti-crushing system, slowdown during opening and closing and electronic self-learning Main features: automatic closing, rapid closing, partial opening, operation with deadman feature, direct connection powered solenoid lock and electromagnet, direct connection edge 8K2. Compatibility: LIBRA C MA, LIBRA C LX, LIBRA, LIBRA R, LIBRA MA R
--	--

Accessories

	Code	Name	Description
	D113748 00003	RADIUS B LTA 24 R1	Flashing light without incorporated antenna for motors with power supply 24 V.
	D113749 00003	RADIUS B LTA 24 R2	Flashing light without incorporated antenna for motors with power supply 24 V.
	D831081	CMS	Sign
	N733392	SCC	Releases for ELI250 with SCC lever spanner
	P125020	BBT BAT	Set of backup batteries for THALIA and THALIA P
	N190104	BIR C	Rubber safety edge (H 30 mm), price per m
	N733480 00001	FCS BT	Foundation box for SUB BT series operators
	N733502	SCP	Release for ELI 250 and SUB BT with personalized key.



	P123025	B OO R02	Wall mounting for B LTA series flashing beacons
	D111904	MITTO B RCBO2 R1	Transmitter with 2 channels. Range 50/100 m. Power supply 12 V with 1 battery type 23 A
	P121024	Q.BO TOUCH	Wireless digital touch button panel 433Mhz rolling code.
	P121022	Q.BO KEY WM	Key selector for outdoor use with double contact.
	P121023	Q.BO KEY WM AV	Vandalproof key selector with double contact, for outdoor use. Metal structure.
	P111526	DESME A15	Pair of self-aligning photocells. Range 30 m. Power supply 24 V ac/dc.
	P903018	PHP	Pair of aluminium posts for THEA/DESME series photocells Height 522 mm

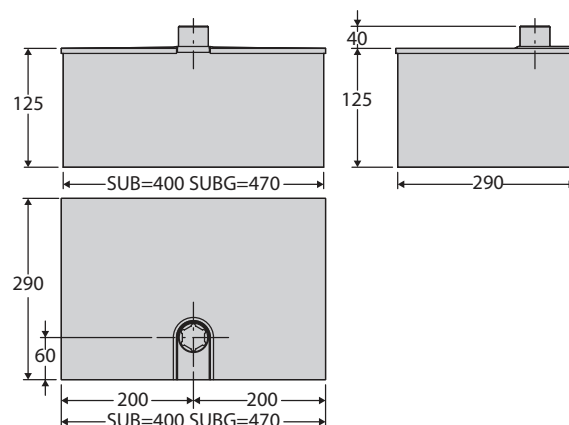
Code	Name	Description
P930026 00001	SUB DX	In-ground hydraulic operator non reversing for hinged leaves up to 1.8 m. Manoeuvre time 24 sec.
P930026 00002	SUB SX	In-ground hydraulic operator non reversing for hinged leaves up to 1.8 m. Manoeuvre time 24 sec.
P930012 00005	SUB R DX	Underground hydraulic operator for swing gates up to 1.8 m with slowdown.Cycle time 14+slowdown sec Right-hand operator.
P930012 00006	SUB R SX	Underground hydraulic operator for swing gates up to 1.8 m with slowdown.Cycle time 14+slowdown sec Left-hand operator.
P930012 00009	SUB R WINTER DX	Underground hydraulic operator for swing gates up to 1.8 m with slowdown.Cycle time 14+slowdown sec.
P930012 00010	SUB R WINTER SX	Underground hydraulic operator for swing gates up to 1.8 m with slowdown.Cycle time 14+slowdown sec.
P930009 00004	SUB E DX	Underground hydraulic operator for swing gates up to 3.5 m. Cycle time 24 sec.
P930009 00005	SUB E SX	Underground hydraulic operator for swing gates up to 3.5 m. Cycle time 24 sec.
P930013 00007	SUB ER DX	Underground hydraulic operator for swing gates up to 2.5 m with slowdown.Cycle time 14+slowdown sec Right-hand operator.
P930013 00008	SUB ER SX	Underground hydraulic operator for swing gates up to 2.5 m with slowdown.Cycle time 14+slowdown sec Left-hand operator.
P930013 00012	SUB E R WINTER SX	Underground hydraulic operator for swing gates up to 2.5 m with slowdown.Cycle time 14+slowdown sec.
P930014 00005	SUB EL DX	In-ground reversible hydraulic operator for hinged leaves up to 3.5 m Manoeuvre time 33 sec.
P930014 00006	SUB EL SX	In-ground hydraulic operator reversible for hinged leaves up to 3.5 m. Manoeuvre time 33 sec.
P930010 00005	SUB G DX	Underground hydraulic operator for swing gates up to 1.8 m Cycle time 33 sec Right-hand operator.
P930010 00006	SUB G SX	Underground hydraulic operator for swing gates up to 1.8 m Cycle time 33 sec Left-hand operator.
P930011 00005	SUB EG DX	Underground hydraulic operator for swing gates up to 1.8 m. Cycle time 24 sec.
P930011 00006	SUB EG SX	Underground hydraulic operator for swing gates up to 1.8 m. Cycle time 24 sec.



	SUB DX SUB SX SUB R DX SUB R SX	SUB R WINTER DX SUB R WINTER SX	SUB ER DX SUB ER SX	SUB E R WINTER SX	SUB G DX SUB G SX
Max Leaf	800 kg	800 kg	800 kg	800 kg	800 kg
Control unit	ALCOR N, RIGEL5				
Motor power supply	230 V	230 V	230 V	230 V	230 V
Power input	250 W	250 W	250 W	250 W	250 W
Maximum angle	130 °	130 °	130 °	130 °	180 °
Impact reaction	hydraulic clutch				
Locking	open/close hydraulics	open/close hydraulics	solenoid lock	solenoid lock	open/close hydraulics
Release	non reversing	non reversing	reversible	reversible	non reversing
Frequency of use	very intensive	very intensive	very intensive	very intensive	very intensive
Environmental conditions	from -10 °C to 60 °C	from -30 °C to 60 °C	from -10 °C to 60 °C	from -30 °C to 60 °C	from -10 °C to 60 °C
Protection rating	IP67				



Dimensions



RIGEL 5 Universal control panel for one or two 230V operators - 600+600W



RIGEL 5 D113693 00003

- Application: universal control panel for one or two operators
- Board power supply: 230V single-phase
- Operators power supply: 230V single-phase 600+600W
- Main features: removable terminal blocks, programming and diagnostics with display, incorporated dual channel receiver, plug-in connector for additional receiver, electric snap latch or magnetic lock connection, electronic torque limiter, electronic slowdown during opening and closing, separate limit switch inputs for each motor, possibility of traffic-light management and hydraulic operator pre-heating with SSR5 board
- Main functions: automatic re-closing, separate motor working times, stays locked when closed, water hammer, 2/3/4 step logic, partial opening, fast closing, separate opening and closing
- Compatibility: RIGEL 4

Accessories

	Code	Name	Description
	D111013	ME	Control board for 12Vac solenoid lock for 230V automation systems
	D113680 00002	ALPHA SD	ALPHA SD control panel
	D113706 00002	ALCOR N	ALCOR N control panel
	D113748 00002	RADIUS B LTA 230 R1	Flashing light with incorporated antenna for motors with power supply 230 V.
	D113749 00002	RADIUS B LTA 230 R2	Flashing light without incorporated antenna for motors with power supply 230 V.
	D121018	ECB VERTICALE	Vertical solenoid lock, 12-24V
	D831081	CMS	Sign
	P123001 00013	EBP 24	24Vac solenoid lock, with 230/24V transformer installable in control panel
	P123006 00001	EBPE 52	Electroserrure avec canon extérieur de
	P123008 00001	EBPE 75	230Vac solenoid lock with zero stop resistance, also with release from outside for gates of max thickness 75 mm
	P123001 00001	EBP	EBP 230Vac electric drop lock
	N190104	BIR C	Rubber safety edge (H 30 mm), price per m
	P111401 00001	VENTIMIGLIA NS	Infrared device for BIR C or BAR C safety edges (conforms to EN 12978 Standard)



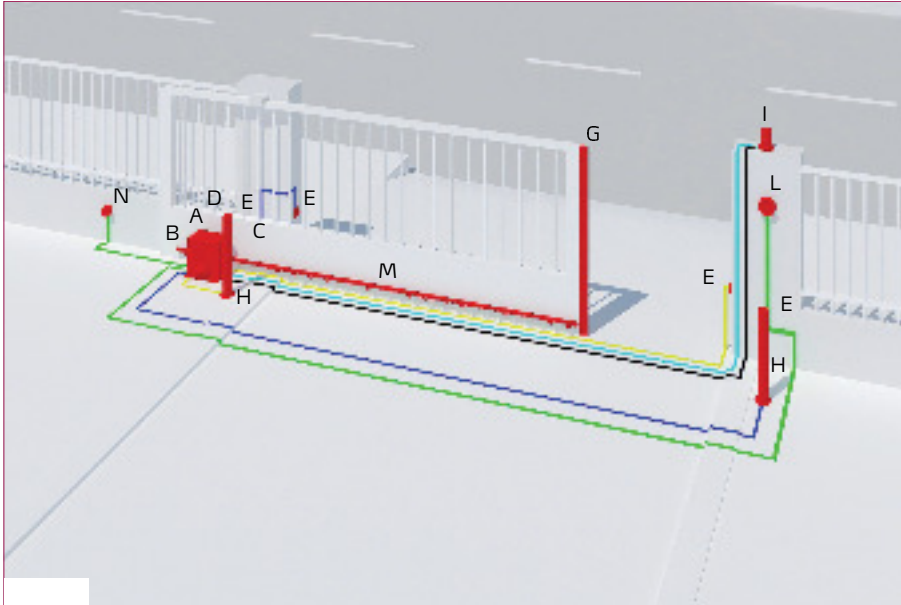
	N733066 00004	FCS SX	FCS SX foundation box
	N733066 00003	FCS DX	FCS DX foundation box
	N733066 00002	CPS SX	CPS SX foundation box designed for fitting the SUB left-hand operator
	N733066 00001	CPS DX	CPS DX foundation box designed for fitting the SUB right-hand operator
	N733092	CPS G	Foundation box designed for fitting the SUB G operator
	N728002	BSC	SUB - BSC arm outside hinge
	P123025	B 00 R02	Wall mounting for B LTA series flashing beacons
	D111904	MITTO B RCB02 R1	Transmitter with 2 channels. Range 50/100 m. Power supply 12 V with 1 battery type 23 A
	P121024	Q.BO TOUCH	Wireless digital touch button panel 433Mhz rolling code.
	P121022	Q.BO KEY WM	Key selector for outdoor use with double contact.
	P121023	Q.BO KEY WM AV	Vandalproof key selector with double contact, for outdoor use. Metal structure.
	P111526	DESME A15	Pair of self-aligning photocells. Range 30 m. Power supply 24 V ac/dc.
	P903018	PHP	Pair of aluminium posts for THEA/DESME series photocells Height 522 mm



Slide gate automation systems

Guide to choosing

Max Leaf	Voltage	Frequency of use	Kits	Operator	PLUS	
300kg	24V	Intensive	-	DEIMOS ULTRA BT A400 V	U-Link and Magnetic limit switch	
			-	DEIMOS BT A400 V	Limit switch Electromechanical	
			-	DEIMOS BT A400 V SQ	Limit switch Electromechanical	
			-	DEIMOS BT A400 V 120	Limit switch Electromechanical	
360kg			-	DEIMOS ULTRA BT A600 V	U-Link and Magnetic limit switch	
			-	DEIMOS BT A600 V	Limit switch Electromechanical	
			-	DEIMOS BT A600 V SQ	Limit switch Electromechanical	
			-	DEIMOS BT A600 V 120	Limit switch Electromechanical	
400kg			-	DEIMOS ULTRA BT A400	U-Link and Magnetic limit switch	
			-	DEIMOS BT A400	Limit switch Electromechanical	
		-	DEIMOS BT A400 SQ	Limit switch Electromechanical		
		-	DEIMOS BT A400 120	Limit switch Electromechanical		
500kg		230V	Semi-intensive	▪	DEIMOS ULTRA BT KIT A400 FRA	U-Link and Magnetic limit switch
				▪	DEIMOS BT KIT A400 FRA	Limit switch Electromechanical
	-	ARES BT A1000 V	Limit switch Electromechanical			
	-	ARES ULTRA BT A1000 V.120	U-Link			
600kg	24V	Intensive	-	DEIMOS	Limit switch Electromechanical	
			-	DEIMOS PROX	Limit switch Inductive	
			▪	KIT DEIMOS FRA	Limit switch Electromechanical	
			-	DEIMOS ULTRA BT A600	U-Link and Magnetic limit switch	
			-	DEIMOS BT A600	Limit switch Electromechanical	
			-	DEIMOS BT A600 SQ	Limit switch Electromechanical	
700kg	230V	Semi-intensive	-	DEIMOS BT A600 120	Limit switch Electromechanical	
			▪	DEIMOS ULTRA BT KIT A600 FRA	U-Link and Magnetic limit switch	
			▪	DEIMOS BT KIT A600 FRA	Limit switch Electromechanical	
			▪	KIT DEIMOS 700 FRA	Limit switch Electromechanical	
			-	DEIMOS 700	Limit switch Electromechanical	
			-	ARES BT A1500 V	Limit switch Electromechanical	
750kg	24V	Intensive	-	ARES ULTRA BT A1500 V.120	U-Link	
800kg	230V	Semi-intensive	-	DEIMOS 800 F	Electromechanical brake	
1000kg	24V	Intensive	-	ARES BT A1000	Limit switch Electromechanical	
			-	ARES ULTRA BT A1000	U-Link	
			-	ARES ULTRA BT A1000 120	U-Link	
			▪	ARES ULTRA BT KIT A1000 FRA	U-Link	
	230V	Very-intensive	-	ICARO N F V	Limit switch Electromechanical	
			-	ICARO N F V SQ 230	Limit switch Electromechanical	
1500kg	24V	Intensive	-	ICARO N F V 120	Limit switch Electromechanical	
			-	ARES BT A1500	Limit switch Electromechanical	
	120V		-	ARES ULTRA BT A1500	U-Link	
			-	ARES ULTRA BT A1500 120	U-Link	
2000kg	230V	Very-intensive	-	ICARO N F	Limit switch Electromechanical	
			-	ICARO N F PROX	Limit switch Inductive	
			-	ICARO N F SQ 230	Limit switch Electromechanical	
			-	ICARO N F PROX SQ 230	Limit switch Inductive	
			-	ICARO N F 120	Limit switch Electromechanical	
			-	ICARO N F SQ 120	Limit switch Electromechanical	
3500kg	400V	Very intensive	-	SP3500 TRI 230	Limit switch Electromechanical	
			-	SP3500 TRI 400	Limit switch Electromechanical	



A	Operator
B	Control unit
C	Backup Batteries
D	Receiver
E	Photocell
F	Photocell safety edge
G	Sensitive edge
H	Post
I	Flashing Beacon
L	Control system (key selector switch, keypad, badge reader)
M	Rack
O	Solar panel
	2x1.5
	3x1.5
	RG 58
	5x1
	2x1
	9x0.5

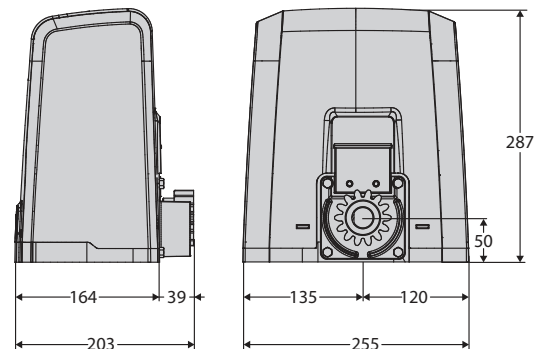


DEIMOS ULTRA BT A |

	Code	Name	Description	
	P925221 00002	DEIMOS ULTRA BT A400	Operator 24 V for sliding gates up to 400 kg in weight. Leaf speed 12 m/min. U-Link and magnetic limit switch	d-track
	P925221 00003	DEIMOS ULTRA BT A400 V	Operator 24 V for sliding gates up to 300 kg in weight. Leaf speed 16 m/min. U-Link and magnetic limit switch	d-track
	P925223 00002	DEIMOS ULTRA BT A600	Operator 24 V for sliding gates up to 600 kg in weight. Leaf speed 12 m/min. U-Link and magnetic limit switch	d-track
	P925223 00003	DEIMOS ULTRA BT A600 V	Operator 24 V for sliding gates up to 360 kg in weight. Leaf speed 16 m/min. U-Link and magnetic limit switch	d-track
	R925265 00002	DEIMOS ULTRA BT KIT A400 FRA	Complete kit 24 V for sliding gates weighing up to 400 kg. Leaf speed 12 m/min. Limit switch magnetic U-Link and magnetic limit switch	U-Link
	R925269 00002	DEIMOS ULTRA BT KIT A600 FRA	Complete kit 24 V for sliding gates weighing up to 600 kg. Leaf speed 12 m/min. Limit switch magnetic U-Link and magnetic limit switch	U-Link

	DEIMOS ULTRA BT A400	DEIMOS ULTRA BT A600
Control unit	MERAK SL1	MERAK SL2
Power supply	24 V	24 V
Power input	50 W	70 W
Type of limit switch	magnetic	
Pinion module	4	4
Slowdown	yes	yes
Locking	mechanical	mechanical
Release	lever-operated with personal key	lever-operated with personal key
Frequency of use	intensive	intensive
Environmental conditions	from -20 °C to 55 °C	
Protection rating	IP44	
Actuator weight	7 kg	8 kg
Impact reaction	d-track	

Dimensions



MERAK












MERAK

- Application: control unit for 1 24V operator for sliding gates
- Board power supply: 230V single-phase
- Operator power supply: 24V 80W
- Main characteristics: removable terminal boards with the new colour standard, simplified programming with scenario display, integrated two-channel receiver, D-Track based antisquashing system and slowdown during opening or closing.
- Main functions: automatic closing, quick closing, pedestrian passage, people-present operation, maintenance warnings.
- Compatibility: HQSC-D, QSC-D MA

Accessories

	Code	Name	Description
	D221073	CP	Plastic rack, 4-module, cross-section 22 x 22 mm, length 1 m, screw-fitted into slots
	N999151	SFD	Base plate for DEIMOS series (supplied with operator)
	N190104	BIR C	Rubber safety edge (H 30 mm), price per m
	D111904	MITTO B RCB02 R1	Transmitter with 2 channels. Range 50/100 m. Power supply 12 V with 1 battery type 23 A



	D113748 00003	RADIUS B LTA 24 R1	Flashing light without incorporated antenna for motors with power supply 24 V.
	D113749 00003	RADIUS B LTA 24 R2	Flashing light without incorporated antenna for motors with power supply 24 V.
	P121024	Q.BO TOUCH	Wireless digital touch button panel 433Mhz rolling code.
	P121022	Q.BO KEY WM	Key selector for outdoor use with double contact.
	P111528	THEA A15 O.PF	Pair of orientable photocells with integrated flashing beacon Beam can be oriented 40° horizontally and 10° vertically. Synchronised infrared signal to avoid any possibility of accidental dazzling. Range 30 m. Power supply 24 V ac/dc. For external application.
	P111526	DESME A15	Pair of self-aligning photocells. Range 30 m. Power supply 24 V ac/dc.
	P903018	PHP	Pair of aluminium posts for THEA/DESME series photocells Height 522 mm
	P111531	B EBA BLUE ENTRY ANDROID 4	BLUE-TOOTH expansion card for Blue Entry system. Manages up to 4 smartphones with the Android operating system
	P125035	SL BAT2 	set of backup batteries for Deimos BT A and Ares BT A



DEIMOS BT A

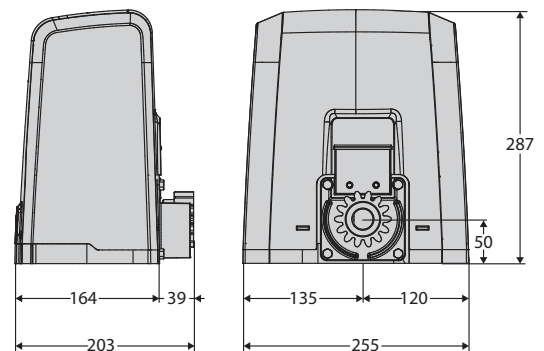


Code	Name	Description	
P925222 00002	DEIMOS BT A400	Operator 24 V for sliding gates up to 400 kg in weight. Leaf speed 12 m/min.	
P925222 00003	DEIMOS BT A400 V	Operator 24 V for sliding gates up to 300 kg in weight. Leaf speed 16 m/min.	
P925222 00005	DEIMOS BT A400 SQ	Operator 24 V for sliding gates up to 400 kg in weight. Leaf speed 12 m/min.	
P925222 00006	DEIMOS BT A400 V SQ	Operator 24 V for sliding gates up to 300 kg in weight. Leaf speed 16 m/min.	
P925222 00001	DEIMOS BT A400 120	Operator 24 V for sliding gates up to 400 kg in weight. Leaf speed 12 m/min.	
P925222 00004	DEIMOS BT A400 V 120	Operator 24 V for sliding gates up to 300 kg in weight. Leaf speed 16 m/min.	
P925224 00002	DEIMOS BT A600	Operator 24 V for sliding gates up to 600 kg in weight. Leaf speed 12 m/min.	
P925224 00003	DEIMOS BT A600 V	Operator 24 V for sliding gates up to 360 kg in weight. Leaf speed 16 m/min.	
P925224 00005	DEIMOS BT A600 SQ	Operator 24 V for sliding gates up to 600 kg in weight. Leaf speed 12 m/min.	
P925224 00006	DEIMOS BT A600 V SQ	Operator 24 V for sliding gates up to 360 kg in weight. Leaf speed 16 m/min.	
P925224 00001	DEIMOS BT A600 120	Operator 24 V for sliding gates up to 600 kg in weight. Leaf speed 12 m/min.	
P925224 00004	DEIMOS BT A600 V 120	Operator 24 V for sliding gates up to 360 kg in weight. Leaf speed 16 m/min.	
R925267 00002	DEIMOS BT KIT A400 FRA	Complete kit 24 V for sliding gates weighing up to 400 kg. Leaf speed 12 m/min. Limit switch Electromechanical.	
R925271 00002	DEIMOS BT KIT A600 FRA	Complete kit 24 V for sliding gates weighing up to 600 kg. Leaf speed 12 m/min. Limit switch Electromechanical.	



	DEIMOS BT A400	DEIMOS BT A400 SQ DEIMOS BT A400 V SQ	DEIMOS BT A600	DEIMOS BT A600 SQ DEIMOS BT A600 V SQ
Control unit	HAMAL SL1		HAMAL SL2	
Power supply	24 V	24 V	24 V	24 V
Power input	50 W	50 W	70 W	70 W
Type of limit switch	electromechanical			
Pinion module	4	4	4	4
Slowdown	yes	yes	yes	yes
Locking	mechanical	mechanical	mechanical	mechanical
Release	lever-operated with personal key	lever-operated with personal key	lever-operated with personal key	lever-operated with personal key
Frequency of use	intensive	intensive	intensive	intensive
Environmental conditions	from -20 °C to 55 °C			
Protection rating	IP24			
Actuator weight	7 kg	7 kg	8 kg	8 kg
Impact reaction	d-track			

Dimensions














HAMAL

HAMAL

- Application: control unit for 1 24V operator for sliding gates
- Board power supply: 230V single-phase
- Operator power supply: 24V 80W
- Main features: removable terminal blocks with new standard colour-coding, dip-switch programming and potentiometers, incorporated dual channel receiver, D-Track anti-crushing system, slowdown during opening and closing
- Main functions: automatic re-closing, pedestrian opening, input for 8k2 edge, fast closing

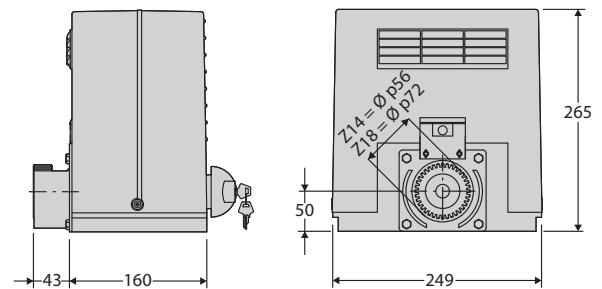
Accessories

	Code	Name	Description
	D221073	CP	Plastic rack, 4-module, cross-section 22 x 22 mm, length 1 m, screw-fitted into slots
	N999151	SFD	Base plate for DEIMOS series (supplied with operator)
	N190104	BIR C	Rubber safety edge (H 30 mm), price per m
	D111904	MITTO B RCBO2 R1	Transmitter with 2 channels. Range 50/100 m. Power supply 12 V with 1 battery type 23 A
	D113748 00003	RADIUS B LTA 24 R1	Flashing light without incorporated antenna for motors with power supply 24 V.
	D113749 00003	RADIUS B LTA 24 R2	Flashing light without incorporated antenna for motors with power supply 24 V.
	P121024	Q.BO TOUCH	Wireless digital touch button panel 433Mhz rolling code.
	P121022	Q.BO KEY WM	Key selector for outdoor use with double contact.
	P111526	DESME A15	Pair of self-aligning photocells. Range 30 m. Power supply 24 V ac/dc.
	P111527	DESME A15 O	Pair of photocells adjustable horizontally and vertically. IR signal synchronised to prevent any risk of blinding. Range . Power supply ac/dc.
	P903018	PHP	Pair of aluminium posts for THEA/DESME series photocells Height 522 mm
	P125035	SL BAT2 	set of backup batteries for Deimos BT A and Ares BT A

DEIMOS

	Code	Name	Description
	P925197 00001	DEIMOS	Operator 230 V for sliding gates up to 500 kg in weight. Leaf speed 8.5 m/min. Limit switch electromechanical
	R925227 00002	KIT DEIMOS FRA	Complete kit 230 V for sliding gates weighing up to 500 kg. Leaf speed 8.5 m/min. Limit switch electromechanical. Limit switch electromechanical
	R925243 00002	KIT DEIMOS 700 FRA	Complete kit 230 V for sliding gates weighing up to 700 kg. Leaf speed 8.5 m/min. Limit switch electromechanical. Limit switch electromechanical
	P925197 00003	DEIMOS PROX	Operator 230 V for sliding gates up to 500 kg in weight. Leaf speed 8.5 m/min. Limit switch inductive
	P925196 00001	DEIMOS 700	Operator 230 V for sliding gates up to 700 kg in weight. Leaf speed 8.5 m/min. Limit switch electromechanical
	P925200 00002	DEIMOS 800 F	Operator 230 V for sliding gates up to 800 kg in weight. Leaf speed 8.5 m/min. Electromechanical brake

	DEIMOS	DEIMOS 700 DEIMOS 800 F
Control unit	ALPHA	
Power supply	230 V	230 V
Power input	270 W	290 W
Pinion module	4	4
Slowdown	no	no
Locking	mechanical	mechanical
Release	knob with triangular key	knob with triangular key
Frequency of use	semi-intensive	semi-intensive
Environmental conditions	from -15 °C to 60 °C	
Protection rating	IP24	
Actuator weight	11 kg	11 kg
Impact reaction	mechanical clutch	

Dimensions

ALPHA SD
Universal control panel for a 230V/500W single phase operator

ALPHA SD D113680 00002

- Application: control panel for one operator for slide and swing gates, roll-up gates and overhead doors
- Board power supply: 230V single-phase
- Operator power supply: 230V single phase 500W max
- Main features: removable terminal blocks, settings controlled by potentiometers, LED-based fault reporting and incorporated dual channel receiver
- Main functions: fast closing, pulse blocking, gate open indicator light
- Compatibility: MIZAR

Accessories

	Code	Name	Description
	D221073	CP	Plastic rack, 4-module, cross-section 22 x 22 mm, length 1 m, screw-fitted into slots
	N999151	SFD	Base plate for DEIMOS series (supplied with operator)
	N190104	BIR C	Rubber safety edge (H 30 mm), price per m
	N190106	STR	Pair of STR infrared sensors

	P111401 00001	VENTIMIGLIA NS	Infrared device for BIR C or BAR C safety edges (conforms to EN 12978 Standard)
	D113748 00002	RADIUS B LTA 230 R1	Flashing light with incorporated antenna for motors with power supply 230 V.
	D113749 00002	RADIUS B LTA 230 R2	Flashing light without incorporated antenna for motors with power supply 230 V.
	P123025	B 00 R02	Wall mounting for B LTA series flashing beacons
	D111904	MITTO B RCB02 R1	Transmitter with 2 channels. Range 50/100 m. Power supply 12 V with 1 battery type 23 A
	P121024	Q.BO TOUCH	Wireless digital touch button panel 433Mhz rolling code.
	P121022	Q.BO KEY WM	Key selector for outdoor use with double contact.
	P121023	Q.BO KEY WM AV	Vandalproof key selector with double contact, for outdoor use. Metal structure.
	P111526	DESME A15	Pair of self-aligning photocells. Range 30 m. Power supply 24 V ac/dc.
	P111537	ERIS A30	Pair of wireless photocells with possibility of management of an IR or resistive active safety edge. Possibility of directing the beam 180 ° horizontally and 20 ° vertically. Range 30 m. Power supply 24 V ac/dc.
	P903018	PHP	Pair of aluminium posts for THEA/DESME series photocells Height 522 mm
	D831081	CMS	Sign

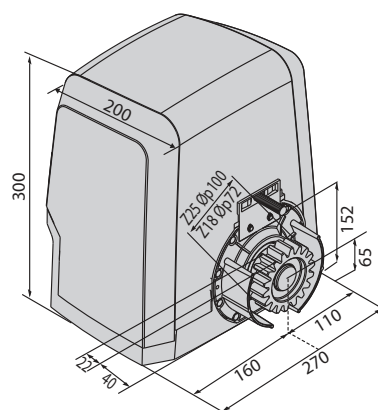
ARES BT A



Code	Name	Description
P926189 00002	ARES BT A1000	Operator 24 V for sliding gates up to 1000 kg in weight. Leaf speed 9 m/min.
P926190 00002	ARES BT A1000 V	Operator 24 V for sliding gates up to 500 kg in weight. Leaf speed 12 m/min.
P926187 00002	ARES BT A1500	Operator 24 V for sliding gates up to 1500 kg in weight. Leaf speed 9 m/min.
P926188 00002	ARES BT A1500 V	Operator 24 V for sliding gates up to 750 kg in weight. Leaf speed 12 m/min.

	ARES BT A1000	ARES BT A1500
Control unit	HAMAL	
Power supply	24 V	24 V
Power input	240 W	400 W
Pinion module	4	4
Slowdown	yes	yes
Locking	mechanical	mechanical
Release	knob operated with personal key	knob operated with personal key
Frequency of use	intensive	intensive
Environmental conditions	from -20 °C to 55 °C	
Protection rating	IP24	
Actuator weight	7 kg	7 kg
Impact reaction	d-track	

Dimensions



HAMAL



HAMAL

- Application: control unit for 1 24V operator for sliding gates
- Board power supply: 230V single-phase
- Operator power supply: 24V 80W
- Main features: removable terminal blocks with new standard colour-coding, dip-switch programming and potentiometers, incorporated dual channel receiver, D-Track anti-crushing system, slowdown during opening and closing
- Main functions: automatic re-closing, pedestrian opening, input for 8k2 edge, fast closing

Accessories

Code	Name	Description
D571053	CVZ	Steel rack, 4-module, cross-section 30 x 12 mm, length 1 m, screw-fitted on supports (supplied)
D111904	MITTO B RCBO2 R1	Transmitter with 2 channels. Range 50/100 m. Power supply 12 V with 1 battery type 23 A
P121023	Q.BO KEY WM AV	Vandalproof key selector with double contact, for outdoor use. Metal structure.
P121022	Q.BO KEY WM	Key selector for outdoor use with double contact.
P121024	Q.BO TOUCH	Wireless digital touch button panel 433Mhz rolling code.
P121025	Q.BO PAD	Vandalproof digital push-button panel, for outdoor use. Metal structure and s/steel buttons. Compatible with WIEGAND protocol, it ensures maximum system safety as it does not directly control the opening of the entry point.
P125035	SL BAT2	set of backup batteries for Deimos BT A and Ares BT A

	P111527	DESME A15 O	Pair of photocells adjustable horizontally and vertically. IR signal synchronised to prevent any risk of blinding. Range . Power supply ac/dc.
	P111526	DESME A15	Pair of self-aligning photocells. Range 30 m. Power supply 24 V ac/dc.
	P903018	PHP	Pair of aluminium posts for THEA/DESME series photocells Height 522 mm
	D113748 00003	RADIUS B LTA 24 R1	Flashing light without incorporated antenna for motors with power supply 24 V.
	D113749 00003	RADIUS B LTA 24 R2	Flashing light without incorporated antenna for motors with power supply 24 V.
	N190104	BIR C	Rubber safety edge (H 30 mm), price per m
	P125018	THEKE B PRA 01	Metal protection box for ARES and ICARO series sliding operators
	N999156	SFI	Anchor base for ARES and ICARO (supplied with operator)



ARES ULTRA BT A

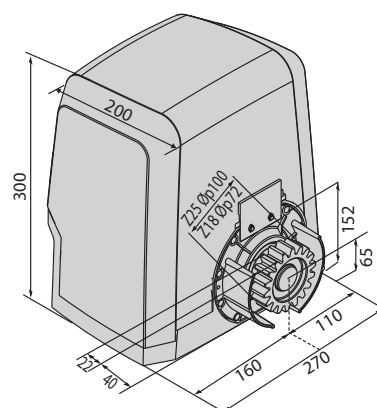


Code	Name	Description
P926193 00002	ARES ULTRA BT A1000	Operator 24 V for sliding gates up to 1000 kg in weight. Leaf speed 9 m/min.
P926194 00001	ARES ULTRA BT A1000 V.120	Operator 24 V for sliding gates up to 500 kg in weight. Leaf speed 12 m/min.
P926193 00001	ARES ULTRA BT A1000 120	Operator 24 V for sliding gates up to 1000 kg in weight. Leaf speed 9 m/min.
P926191 00002	ARES ULTRA BT A1500	Operator 24 V for sliding gates up to 1500 kg in weight. Leaf speed 9 m/min.
P926192 00001	ARES ULTRA BT A1500 V.120	Operator 24 V for sliding gates up to 750 kg in weight. Leaf speed 12 m/min.
P926191 00001	ARES ULTRA BT A1500 120	Operator 24 V for sliding gates up to 1500 kg in weight. Leaf speed 9 m/min.
R925295 00001	ARES ULTRA BT KIT A1000 FRA	Complete 24V kit for sliding gates for leaves up to 1000 kg.



	ARES ULTRA BT A1000	ARES ULTRA BT A1000 V.120	ARES ULTRA BT A1500	ARES ULTRA BT A1500 V.120
Control unit	MERAK			
Max Leaf	1000 kg	500 kg	1500 kg	750 kg
Power supply	24 V	24 V	24 V	24 V
Power input	240 W	240 W	400 W	400 W
Pinion module	4	4	4	4
Slowdown	yes	yes	yes	yes
Locking	mechanical	mechanical	mechanical	mechanical
Release	lever-operated with personal key	lever-operated with personal key	lever-operated with personal key	lever-operated with personal key
Frequency of use	intensive	intensive	intensive	intensive
Environmental conditions	from -20 °C to 55 °C			
Protection rating	IP44			
Actuator weight	7 kg	7 kg	7 kg	7 kg
Impact reaction	d-track			

Dimensions



MERAK



MERAK

- Application: control unit for 1 24V operator for sliding gates
- Board power supply: 230V single-phase
- Operator power supply: 24V 80W
- Main characteristics: removable terminal boards with the new colour standard, simplified programming with scenario display, integrated two-channel receiver, D-Track based antisquashing system and slowdown during opening or closing.
- Main functions: automatic closing, quick closing, pedestrian passage, people-present operation, maintenance warnings.
- Compatibility: HQSC-D, QSC-D MA

Accessories

Code	Name	Description
N999629	MITTO B RCB04 R6 RAINBOW	Pack of four MITTO 4 transmitters in the four BFT colours: vineyard red sunrise yellow clear ice white deep sea blue
D111904	MITTO B RCB02 R1	Transmitter with 2 channels. Range 50/100 m. Power supply 12 V with 1 battery type 23 A
D571053	CVZ	Steel rack, 4-module, cross-section 30 x 12 mm, length 1 m, screw-fitted on supports (supplied)
N190104	BIR C	Rubber safety edge (H 30 mm), price per m



	P125018	THEKE B PRA 01		Metal protection box for ARES and ICARO series sliding operators
	D113748 00003	RADIUS B LTA 24 R1		Flashing light without incorporated antenna for motors with power supply 24 V.
	D113749 00003	RADIUS B LTA 24 R2		Flashing light without incorporated antenna for motors with power supply 24 V.
	D113783	IPNOS B LTB 24 R1		Flashing beacon with LED technology. New design language with smoke-grey cover. Built-in antenna. Power supply 24 V.
	P111531	B EBA BLUE ENTRY ANDROID 4		BLUE-TOOTH expansion card for Blue Entry system. Manages up to 4 smartphones with the Android operating system
	P111468	B EBA RS 485 LINK		Expansion board for connection of central units with serial controls management
	P903018	PHP		Pair of aluminium posts for THEA/DESME series photocells Height 522 mm
	P111528	THEA A15 O.PF		Pair of orientable photocells with integrated flashing beacon Beam can be oriented 40° horizontally and 10° vertically. Synchronised infrared signal to avoid any possibility of accidental dazzling. Range 30 m. Power supply 24 V ac/dc. For external application.
	P111526	DESME A15		Pair of self-aligning photocells. Range 30 m. Power supply 24 V ac/dc.
	P121023	Q.BO KEY WM AV		Vandalproof key selector with double contact, for outdoor use. Metal structure.
	P121025	Q.BO PAD		Vandalproof digital push-button panel, for outdoor use. Metal structure and s/steel buttons. Compatible with WIEGAND protocol, it ensures maximum system safety as it does not directly control the opening of the entry point.
	P121024	Q.BO TOUCH		Wireless digital touch button panel 433Mhz rolling code.
	P125035	SL BAT2		set of backup batteries for Deimos BT A and Ares BT A
	N999156	SFI		Anchor base for ARES and ICARO (supplied with operator)
	D831081	CMS		Sign



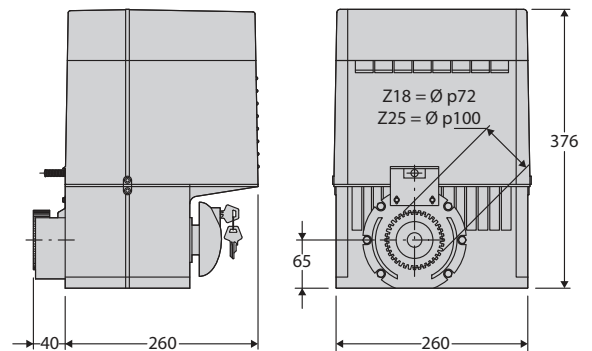
ICARO |

Code	Name	Description	
P925225 00002	ICARO N F	Operator 230 V for sliding gates up to 2000 kg. Leaf speed 9 m/min. Limit switch Electromechanical. Equipped with mechanical safety clutch.	U-Link
P925226 00002	ICARO N F V	Operator 230 V for sliding gates up to 1000 kg. Leaf speed 12 m/min. Limit switch electromechanical. Equipped with mechanical safety clutch.	U-Link
P925228 00002	ICARO N F PROX	Operator 230 V for sliding gates up to 2000 kg. Leaf speed 9 m/min. Limit switch Inductive. Equipped with mechanical safety clutch.	U-Link
P925227 00002	ICARO N F SQ 230	Operator 230 V for sliding gates up to 2000 kg in weight. Leaf speed 9 m/min.	U-Link
P925227 00003	ICARO N F V SQ 230	Operator 230 V for sliding gates up to 1000 kg in weight. Leaf speed 12 m/min.	U-Link
P925229 00002	ICARO N F PROX SQ 230	Operator 230 V for sliding gates up to 2000 kg in weight. Leaf speed 9 m/min.	U-Link
P925225 00001	ICARO N F 120	Operator 120 V for sliding gates up to 2000 kg in weight. Leaf speed 9 m/min.	U-Link
P925226 00001	ICARO N F V 120	Operator 120 V for sliding gates up to 1000 kg in weight. Leaf speed 12 m/min.	U-Link
P925227 00001	ICARO N F SQ 120	Operator 120 V for sliding gates up to 2000 kg in weight. Leaf speed 9 m/min.	U-Link



	ICARO N F	ICARO N F PROX	ICARO N F SQ 230 ICARO N F V SQ 230 ICARO N F PROX SQ 230	ICARO N F 120 ICARO N F V 120	ICARO N F SQ 120
Control unit	LEO B CBB			LEO B CBB	
Power supply	230 V	230 V	230 V	120 V	120 V
Power input	750 W	750 W	750 W	750 W	750 W
Pinion module	4	4	4	4	4
Slowdown	yes	yes	yes	yes	yes
Locking	mechanical	mechanical	mechanical	mechanical	mechanical
Release	knob operated with personal key	knob operated with personal key	knob operated with personal key	knob operated with personal key	knob operated with personal key
Frequency of use	very-intensive	very-intensive	very-intensive	very-intensive	very-intensive
Environmental conditions	from -15 °C to 60 °C				
Protection rating	IP24	IP55		IP24	
Actuator weight	25 kg	25 kg	25 kg	25 kg	25 kg
Impact reaction	d-track		mechanical clutch	d-track	mechanical clutch

Dimensions



LEO B CBB

LEO B CBB

- Application: control unit for 1 230V operator for sliding gates
- Board power supply: 230V single-phase
- Operator power supply: 230V 750W
- Main features: removable terminal blocks with new standard colour-coding, simplified scenario-based programming with display, incorporated dual channel receiver, D-Track anti-crushing system, slowdown during opening and closing
- Main functions: automatic re-closing, fast closing, pedestrian opening
- Compatibility: LEO D MA

Accessories

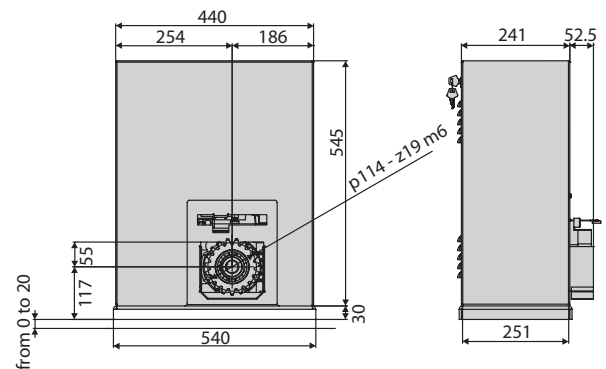
	Code	Name	Description
	D571054	CFZ	Galvanized steel rack for welding, 22x22 mm, 4-module, cross-section from 2 m
	D571053	CVZ	Steel rack, 4-module, cross-section 30 x 12 mm, length 1 m, screw-fitted on supports (supplied)
	N999156	SFI	Anchor base for ARES and ICARO (supplied with operator)
	P125018	THEKE B PRA 01	Metal protection box for ARES and ICARO series sliding operators
	N190039	CSP 10	CSP 10 rubber shock absorber profile length 1000 mm
	N190040	CSP 20	CSP 20 rubber shock absorber profile length 2000 mm
	P111450 00002	BAR C 2	Double profile rubber safety edge (L 2000 x H 60 mm)
	D113749 00002	RADIUS B LTA 230 R2	Flashing light without incorporated antenna for motors with power supply 230 V.
	D113748 00002	RADIUS B LTA 230 R1	Flashing light with incorporated antenna for motors with power supply 230 V.
	P123025	B 00 R02	Wall mounting for B LTA series flashing beacons
	D111904	MITTO B RCB02 R1	Transmitter with 2 channels. Range 50/100 m. Power supply 12 V with 1 battery type 23 A
	P121024	Q.BO TOUCH	Wireless digital touch button panel 433Mhz rolling code.
	P121023	Q.BO KEY WM AV	Vandalproof key selector with double contact, for outdoor use. Metal structure.
	P111526	DESME A15	Pair of self-aligning photocells. Range 30 m. Power supply 24 V ac/dc.
	P111527	DESME A15 O	Pair of photocells adjustable horizontally and vertically. IR signal synchronised to prevent any risk of blinding. Range . Power supply ac/dc.
	P111537	ERIS A30	Pair of wireless photocells with possibility of management of an IR or resistive active safety edge. Possibility of directing the beam 180 ° horizontally and 20 ° vertically. Range 30 m. Power supply 24 V ac/dc.
	N190106	STR	Pair of STR infrared sensors
	P903018	PHP	Pair of aluminium posts for THEA/DESME series photocells Height 522 mm
	P111531	B EBA BLUE ENTRY ANDROID 4	BLUE-TOOTH expansion card for Blue Entry system. Manages up to 4 smartphones with the Android operating system
	D831081	CMS	Sign

SP3500 er ready

	Code	Name	Description
	P925207 00001	SP3500 TRI 400	Operator 400 V for sliding gates up to 3500 kg in weight. Leaf speed 10 m/min. Limit switch electromechanical. Three-phase 400 V power supply.
	P925207 00002	SP3500 TRI 230	Operator 230 V for sliding gates up to 3500 kg in weight. Leaf speed 10 m/min. Limit switch electromechanical. Three-phase 230 V power supply.

	SP3500 TRI 400	SP3500 TRI 230
Control unit	SIRIO TEL	
Power supply	400 V	230 V
Power input	550 W	550 W
Type of limit switch	electromechanical	
Pinion module	6	6
Slowdown	no	no
Locking	mechanical	mechanical
Release	hexagonal key	hexagonal key
Frequency of use	very intensive	very intensive
Environmental conditions	from -15 °C to 50 °C	
Protection rating	IP54	
Actuator weight	54 kg	54 kg
Impact reaction	mechanical clutch	

Dimensions



SIRIO TEL



SIRIO TEL

- Application: control unit for 1 230/400V three-phase operator for sliding gates
- Board power supply: 230/400V three-phase
- Operator power supply: 230/400V
- Main features: removable terminal blocks, programming and diagnostics with dip switches and potentiometers
- Main functions: automatic re-closing, separate opening and closing

Accessories

	Code	Name	Description
	D571491	CFZ6	CFZ 6 rack
	P125015	SFSP	adjustable base plate for SP3500
	P125016	SP3500 SAFETY	Safety microswitch for SP3500
	N190039	CSP 10	CSP 10 rubber shock absorber profile length 1000 mm
	N190040	CSP 20	CSP 20 rubber shock absorber profile length 2000 mm
	P111450 00002	BAR C 2	Double profile rubber safety edge (L 2000 x H 60 mm)
	P111537	ERIS A30	Pair of wireless photocells with possibility of management of an IR or resistive active safety edge. Possibility of directing the beam 180 ° horizontally and 20 ° vertically. Range 30 m. Power supply 24 V ac/dc.
	P111536	AKTA A30	Pair of photocells adjustable 180 ° horizontally and 20 ° vertically. Range 30 m. Power supply 24 V ac/dc.
	N190106	STR	Pair of STR infrared sensors

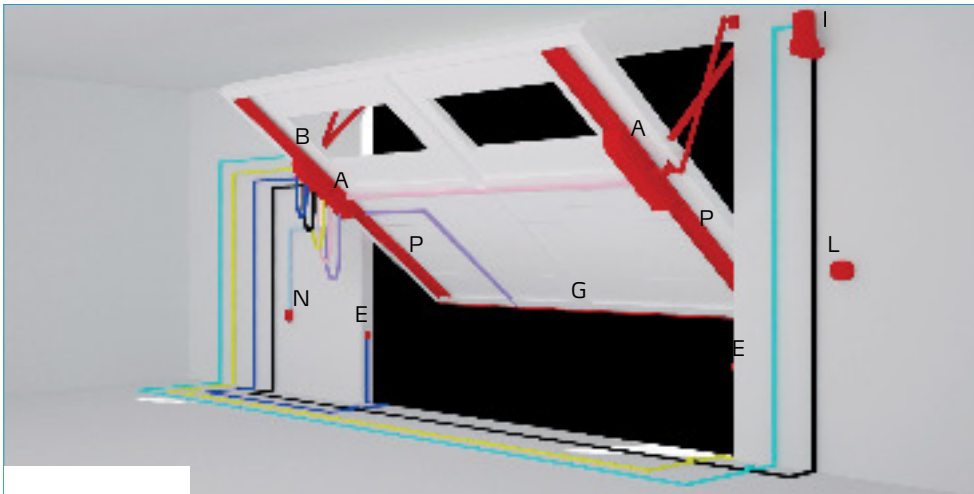
	P111401 00001	VENTIMIGLIA NS	Infrared device for BIR C or BAR C safety edges (conforms to EN 12978 Standard)
	D113749 00002	RADIUS B LTA 230 R2	Flashing light without incorporated antenna for motors with power supply 230 V.
	D113748 00002	RADIUS B LTA 230 R1	Flashing light with incorporated antenna for motors with power supply 230 V.
	P123025	B 00 R02	Wall mounting for B LTA series flashing beacons
	D111904	MITTO B RCB02 R1	Transmitter with 2 channels. Range 50/100 m. Power supply 12 V with 1 battery type 23 A
	P121024	Q.BO TOUCH	Wireless digital touch button panel 433Mhz rolling code.
	P121023	Q.BO KEY WM AV	Vandalproof key selector with double contact, for outdoor use. Metal structure.
	P903018	PHP	Pair of aluminium posts for THEA/DESME series photocells Height 522 mm
	P903025	PHP ADA	Pair of adapters for the installation of AKTA photocells on PHP posts
	P111538	ACV30	Vandal-proof protection for AKTA photocells
	D831081	CMS	Sign



Garage doors

Guide to choosing

Operator type	Door surface area	Voltage	Frequency of use	Kits	Operator	PLUS
Overhead garage doors	7m ²	24V	Semi-intensive	-	PHEBE N	Control unit incorporated with torque self-learning system
				-	PHEBE N IP44	Control unit incorporated with torque self-learning system
				-	PHEBE N SQ	Limit switch on-board the motor
				▪	KIT PHEBE N	Control unit incorporated with torque self-learning system
	9m ²	230V	Very intensive	-	BERMA	knob release and hydraulic slowdown
				-	BERMA SEB	lever for steel cable release and hydraulic slowdown
				-	BERMA R	knob release and hydraulic slowdown
				-	BERMA SA R	automatic release and hydraulic slowdown
Sectional garage doors	10m ²	24V	Intensive	-	BOTTICELLI	D-Track
				▪	KIT BOTTICELLI	D-Track
	13m ²		Semi-intensive	-	TIZIANO B GDA 260 S01	D-Track
				16m ²	Intensive	-
	20m ²		Very intensive			-
				35m ²		-
	-		ARGO G (see page 126)			doors up to 35 sq.m



A	Operator
B	Control unit
C	Backup Batteries
D	Receiver
E	Photocell
G	Sensitive edge
H	Post
I	Flashing Beacon
L	Control system (key selector switch, keypad, badge reader)
N	Junction box
P	Fitting system
	2x1.5
	3x1.5
	5x1.5
	RG 58
	3x1
	5x1
	2x1
	9x0.5
	4x2.5

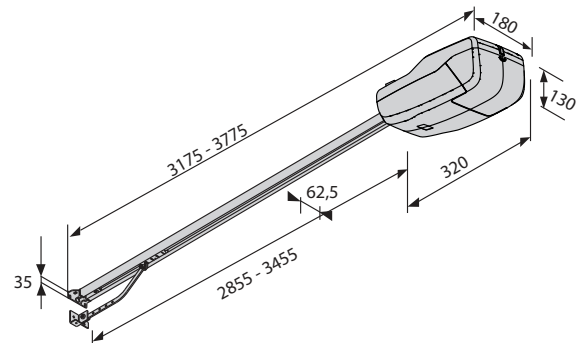




Code	Name	Description
P915199 00002	TIZIANO B GDA 260 S01	Operator for sectional garage doors with tractive force 60 kg and semi-intensive use. Door surface area 10 m ² . Opening speed 6.6 m/min.

TIZIANO B GDA 260 S01	
Control unit	VENERE B GDA
Motor power supply	24 V
Type of limit switch	encoder
Slowdown	yes
Impact reaction	d-track
Locking	mechanical
Release	cord or steel cable
Environmental conditions	from -20 °C to 60 °C
Protection rating	IPX0

Dimensions



VENERE M B GDA















VENERE M B GDA

- Application: control unit for 1 24V garage door operator
- Board power supply: 230V single-phase
- Operator power supply: 24V 100W
- Main features: dip-switch programming and potentiometers, incorporated dual channel receiver, D-Track anti-crushing system, slowdown during opening and closing
- Main functions: automatic re-closing, automatic torque control

Accessories

	Code	Name	Description
	P111528	THEA A15 O.PF	Pair of orientable photocells with integrated flashing beacon Beam can be oriented 40° horizontally and 10° vertically. Synchronised infrared signal to avoid any possibility of accidental dazzling. Range 30 m. Power supply 24 V ac/dc. For external application.
	P115015 00001	BIN B GDA 3020 CAT	Chain rail for TIZIANO B GDA, length 3020 mm, useful travel 2560 mm
	P115015 00002	BIN B GDA 3620 CAT	Chain rail for TIZIANO B GDA, length 3620 mm, useful travel 3160 mm
	P115015 00003	BIN B GDA 2X1510 CAT	Chain track divided into two halves for TIZIANO B GDA, length 2x1510 mm, useful travel 2560 mm
	P115015 00004	BIN B GDA 2X1810 CAT	Chain track divided into two halves for TIZIANO B GDA, length 2x1810 mm, useful travel 3160 mm
	P115026 00001	BIN B GDA 3020 BELT	Monoblock belt rail, length 3020 mm, useful length 2560 mm
	P115026 00002	BIN B GDA 3620 BELT	Monoblock belt rail, length 3620 mm, useful length 3160 mm
	P115026 00003	BIN B GDA 2X1510 BELT	Two-piece monoblock belt rail, length 3020 mm, useful length 2560 mm
	P115026 00004	BIN B GDA 2X1810 BELT	Two-piece monoblock belt rail, length 3620 mm, useful length 3160 mm
	N190104	BIR C	Rubber safety edge (H 30 mm), price per m
	D111904	MITTO B RCB02 R1	Transmitter with 2 channels. Range 50/100 m. Power supply 12 V with 1 battery type 23 A

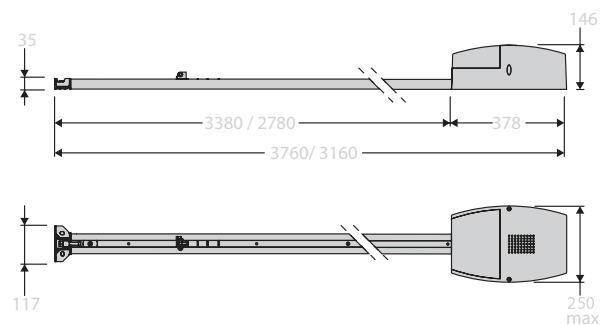


	P121016	RB	4-channel wall-mounted radio control with rolling code
	P121024	Q.BO TOUCH	Wireless digital touch button panel 433Mhz rolling code.
	P121022	Q.BO KEY W/M	Key selector for outdoor use with double contact.
	P111526	DESME A15	Pair of self-aligning photocells. Range 30 m. Power supply 24 V ac/dc.
	P111536	AKTA A30	Pair of photocells adjustable 180 ° horizontally and 20 ° vertically. Range 30 m. Power supply 24 V ac/dc.
	N733069	SET/S	External release for insulated sectional and overhead doors of thickness up to 50 mm. SET/S
	N999621	SAS2 KIT B GDA 260 B01	Brackets for ceiling mounting TIZIANO B GDA up to max 50 cm
	N999620	SAS1 KIT B GDA 260 B01	Brackets for ceiling mounting TIZIANO B GDA up to max 30 cm
	D113749 00003	RADIUS B LTA 24 R2	Flashing light without incorporated antenna for motors with power supply 24 V.
	D113748 00003	RADIUS B LTA 24 R1	Flashing light without incorporated antenna for motors with power supply 24 V.
	P123025	B OO R02	Wall mounting for B LTA series flashing beacons
	P115005	SM1	Manual external release with single cable control to be fitted to cremone bolt SM1
	D831081	CMS	Sign

BOTTICELLI / EOS120

	Code	Name	Description	
	P915195 00002	EOS 120	Operator for sectional garage doors with tractive force 120 kg and very intensive use. Door surface area 16 m ² . Opening speed 4.5 m/min	d-track
	P915201 00002	BOTTICELLI B CRC 480 D01	Operator for sectional garage doors with tractive force 80 kg and intensive use. Max door surface area 13 m ² . Opening speed 5 m/min.	d-track
	P915194 00002	BOTTICELLI	Operator for sectional garage doors with tractive force 60 kg and intensive use. Door surface area 10 m ² . Opening speed 5 m/min	d-track
	R915147 00002	KIT BOTTICELLI	Operator for sectional garage doors with tractive force 60 kg and intensive use. Door surface area 10 m ² . Opening speed 5 m/min. Chain rail in 3 pieces, length 2900 mm, useful travel 2400 mm	d-track

	EOS 120 BOTTICELLI B CRC 480 D01	BOTTICELLI
Control unit	VENERE D	VENERE
Motor power supply	24 V	24 V
Type of limit switch	encoder + mechanical stop for opening	
Slowdown	yes	yes
Impact reaction	d-track	
Locking	mechanical	mechanical
Release	cord or steel cable	cord or steel cable
Environmental conditions	from -15 °C to 60 °C	
Protection rating	IPX0	

Dimensions

VENERE D

VENERE D

- Application: control unit for 1 24V garage door operator
- Board power supply: 230V single-phase
- Operator power supply: 24V 100W
- Main features: programming with display, incorporated dual channel receiver, D-Track anti-crushing system, slowdown during opening and closing
- Main functions: automatic re-closing, automatic torque control

Accessories

	Code	Name	Description
	P115020 00001	BIN CATENA 2900 SINT	Chain rail for BOTTICELLI, length 2900 mm, useful travel 2400 mm
	P115020 00002	BIN CATENA 3500 SINT	Chain rail for BOTTICELLI, length 3500 mm, useful travel 3000 mm
	P115021 00001	BIN CHAIN 2X1450 SINT	Chain rail divided into two halves for Botticelli, length 2900, travel 2400 millimetres
	P115021 00002	BIN CATENA 2X1750 SINT	Chain rail divided into two halves for Botticelli, length 2x1750, travel 3000 mm
	P115010 00001	BIN120 CATENA 2900	Chain rail for EOS 120, length 2900 mm, useful travel 2400 mm
	P115010 00002	BIN CATENA 3500	Chain rail for EOS 120, length 3500 mm, useful travel 3000 mm

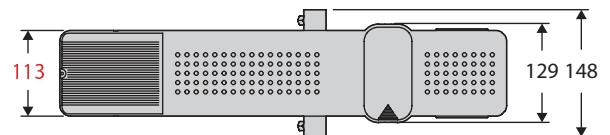
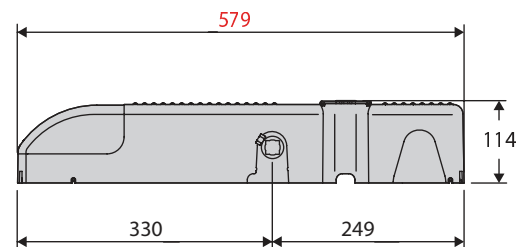


	P115022 00001	BIN CINGHIA 2900 PIG FE	Belt rail for BOTTICELLI, length 2900 mm, useful travel 2400 mm
	P115022 00002	BIN CINGHIA 3500 PIG FE	Belt rail for BOTTICELLI, length 3500 mm, useful travel 3000 mm
	P115023 00001	BIN BELT 2X1450 PIG FE50	Guide rail with belt, divided into two halves for Botticelli, length 2x1450, travel 2400 mm
	P115023 00002	BIN CINGHIA 2X1750 PIG FE	Belt rail divided into two halves for Botticelli, length 3500, travel 3000 millimetres
	P115010 00003	BIN120 CATENA 2X 1450	Chain rail 2 parts
	P115010 00004	BIN120 CATENA 2X 1750	Chain rail 2 parts
	N190104	BIR C	Rubber safety edge (H 30 mm), price per m
	P111401 00001	VENTIMIGLIA NS	Infrared device for BIR C or BAR C safety edges (conforms to EN 12978 Standard)
	D111904	MITTO B RCB02 R1	Transmitter with 2 channels. Range 50/100 m. Power supply 12 V with 1 battery type 23 A
	P121016	RB	4-channel wall-mounted radio control with rolling code
	P121024	Q.BO TOUCH	Wireless digital touch button panel 433Mhz rolling code.
	P121022	Q.BO KEY WM	Key selector for outdoor use with double contact.
	P111526	DESME A15	Pair of self-aligning photocells. Range 30 m. Power supply 24 V ac/dc.
	P111536	AKTA A30	Pair of photocells adjustable 180 ° horizontally and 20 ° vertically. Range 30 m. Power supply 24 V ac/dc.
	P125006	CB EOS	Set of backup batteries for VENERE D
	P115003	ST	Automatic bolt release for sectional doors
	N733069	SET/S	External release for insulated sectional and overhead doors of thickness up to 50 mm. SET/S
	P115005	SM1	Manual external release with single cable control to be fitted to cremone bolt SM1
	P115001	SM2	Manual external release with single cable control to be fitted to cremone bolt for overhead door SM2
	P115029	BRTS	Triangular arm with slide for overhead doors. For Botticelli B CRC 480 and Eos 120 operators.
	P123025	B 00 R02	Wall mounting for B LTA series flashing beacons
	D113748 00003	RADIUS B LTA 24 R1	Flashing light without incorporated antenna for motors with power supply 24 V.
	D113749 00003	RADIUS B LTA 24 R2	Flashing light without incorporated antenna for motors with power supply 24 V.
	N999370	TA BIN	Vibration damper plugs for EOS120 and BOTTICELLI, (pack of 4 plugs)
	N999060	APT	Assembly for fitting BOTTICELLI, EOS 120 at over 30 cm from the ceiling
	N733391	PBE	Complete kit for extending the useful travel of the BOTTICELLI and EOS 120 chain rails by 1 m.
	D831081	CMS	Sign

PHEBE N | | | | |

	Code	Name	Description
	P915134 00102	PHEBE N	Hydraulic operator with built-in control panel for overhead garage doors of maximum surface area 7 m ² and semi-intensive use with slowdown. Cycle time 17-20 sec, IP30
	P915135 00102	PHEBE N SQ	Operator for overhead garage doors of maximum surface area 7 m ² and semi-intensive use. Cycle time 17-20 sec, IP30
	P915134 00106	PHEBE N IP44	Hydraulic operator with built-in control panel for overhead garage doors of maximum surface area 7 m ² and semi-intensive use with slowdown. Cycle time 17-20 sec, IP44
	R915126 00102	KIT PHEBE N	Kit for up&over garage doors of maximum surface area 7 m ² . Operator with incorporated panel, slowdown and duty semi-intensive. Manoeuvre time 17-20 sec, IP30

	PHEBE N
Control unit	HYDRA N
Motor power supply	24 V
Type of limit switch	electromechanical
Impact reaction	electronic torque limiter
Locking	mechanical
Release	knob
Environmental conditions	from -15 °C to 60 °C

Dimensions

HYDRA N QSG2
 HYDRA N control board in panel QSG2



















HYDRA N QSG2 D113730 00002

- Application: control panel for one or two overhead garage door operators
- Board power supply: 230V single-phase
- Operators power supply: 24Vdc 168W max each operator
- Main characteristics: removable terminal blocks, programming with display and incorporated dual channel receiver, anti-crushing, slowdown during opening and closing and electronic self-learning
- Main functions: automatic re-closing, fast closing, pulse blocking, blocking hold
- Compatibility: HYDRA, HYDRA R

Accessories

	Code	Name	Description
	N733299	CTBP	Set of tubes to complete Phebe Kit - CTBP
	N190104	BIR C	Rubber safety edge (H 30 mm), price per m
	P115005	SM1	Manual external release with single cable control to be fitted to cremone bolt SM1
	P115001	SM2	Manual external release with single cable control to be fitted to cremone bolt for overhead door SM2
	D111904	MITTO B RCB02 R1	Transmitter with 2 channels. Range 50/100 m. Power supply 12 V with 1 battery type 23 A
	P121024	Q.BO TOUCH	Wireless digital touch button panel 433Mhz rolling code.

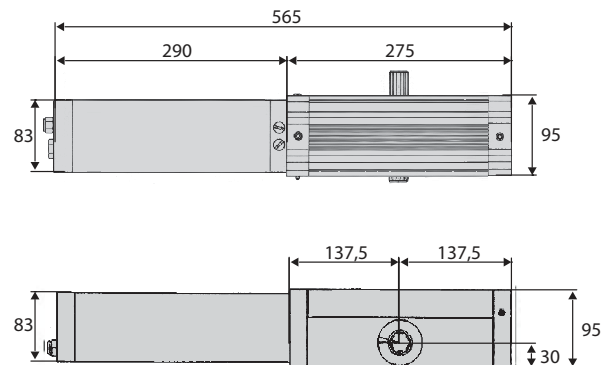


	P121022	Q.BO KEY WM	Key selector for outdoor use with double contact.
	P111526	DESME A15	Pair of self-aligning photocells. Range 30 m. Power supply 24 V ac/dc.
	P125005	BT BAT	Set of backup batteries for LIBRA C MA, LIBRA C LX, HYDRA N, ARGO
	P125007	BT BATI	Set of backup batteries for HYDRA N QSG2
	P121016	RB	4-channel wall-mounted radio control with rolling code
	P123025	B OO RO2	Wall mounting for B LTA series flashing beacons
	D113749 00003	RADIUS B LTA 24 R2	Flashing light without incorporated antenna for motors with power supply 24 V.
	D113748 00003	RADIUS B LTA 24 R1	Flashing light without incorporated antenna for motors with power supply 24 V.
	N733112	CBA	Pack of telescopic arms for overhead door, complete with side drive elements CBA
	N733114	CBAC	Curved telescopic arms for the installation of PHEBE series operators on overhead door
	N733221	CBAC-G 	Curved telescopic arms for the installation of PHEBE series operators on overhead door. Bushing welded on telescopic arm.
	N733119	CBAS	Straight telescopic arms for the installation of PHEBE series operators on overhead door of length 1000 mm
	N733113	CBASL	Straight telescopic arms for the installation of PHEBE series operators on overhead door of length 1500 mm
	D412377	BCP	Short welding base for PHEBE series operators (L 578 mm)
	N733288	BLP	Long base for welding BLIP
	N733120	CTA	2 square drive tubes of cross section 20x20 mm and length 1800 mm for PHEBE N series operators
	N733129	CTA2	Pack of 2 20x20 square drive tubes length 200 mm CTA2
	D831081	CMS	Sign

	Code	Name	Description
	P915006 00001	BERMA	Hydraulic operator for overhead garage doors of maximum surface area 9 m ² and very intensive use. knob release.
	P915103 00001	BERMA SEB	Hydraulic operator for overhead garage doors of maximum surface area 9 m ² and very intensive use. lever for steel cable release.
	P915007 00001	BERMA R	Hydraulic operator for overhead garage doors of maximum surface area 9 m ² and very intensive use. knob release and hydraulic slowdown.
	P915009 00001	BERMA SA R	Hydraulic operator for overhead garage doors of maximum surface area 9 m ² and very intensive use. automatic release and hydraulic slowdown.
	P915105 00001	BERMA SEB R	Hydraulic operator for overhead garage doors of maximum surface area 9 m ² and very intensive use. lever for steel cable release and hydraulic slowdown.

	BERMA	BERMA R BERMA SA R BERMA SEB R
Max torque	320 Nm	320 Nm
Control unit	RIGEL 5	
Motor power supply	230 V	230 V
Power input	250 W	250 W
Slowdown	no	yes
Impact reaction	hydraulic clutch	
Locking	hydraulic	hydraulic
Environmental conditions	from -15 °C to 60 °C	
Protection rating	IPX5	

Dimensions



RIGEL 5

Universal control panel for one or two 230V operators - 600+600W


















RIGEL 5 D113693 00003

- Application: universal control panel for one or two operators
- Board power supply: 230V single-phase
- Operators power supply: 230V single-phase 600+600W
- Main features: removable terminal blocks, programming and diagnostics with display, incorporated dual channel receiver, plug-in connector for additional receiver, electric snap latch or magnetic lock connection, electronic torque limiter, electronic slowdown during opening and closing, separate limit switch inputs for each motor, possibility of traffic-light management and hydraulic operator pre-heating with SSR5 board
- Main functions: automatic re-closing, separate motor working times, stays locked when closed, water hammer, 2/3/4 step logic, partial opening, fast closing, separate opening and closing
- Compatibility: RIGEL 4

Accessories

	Code	Name	Description
	D113680 00002	ALPHA SD	ALPHA SD control panel
	D113706 00002	ALCOR N	ALCOR N control panel



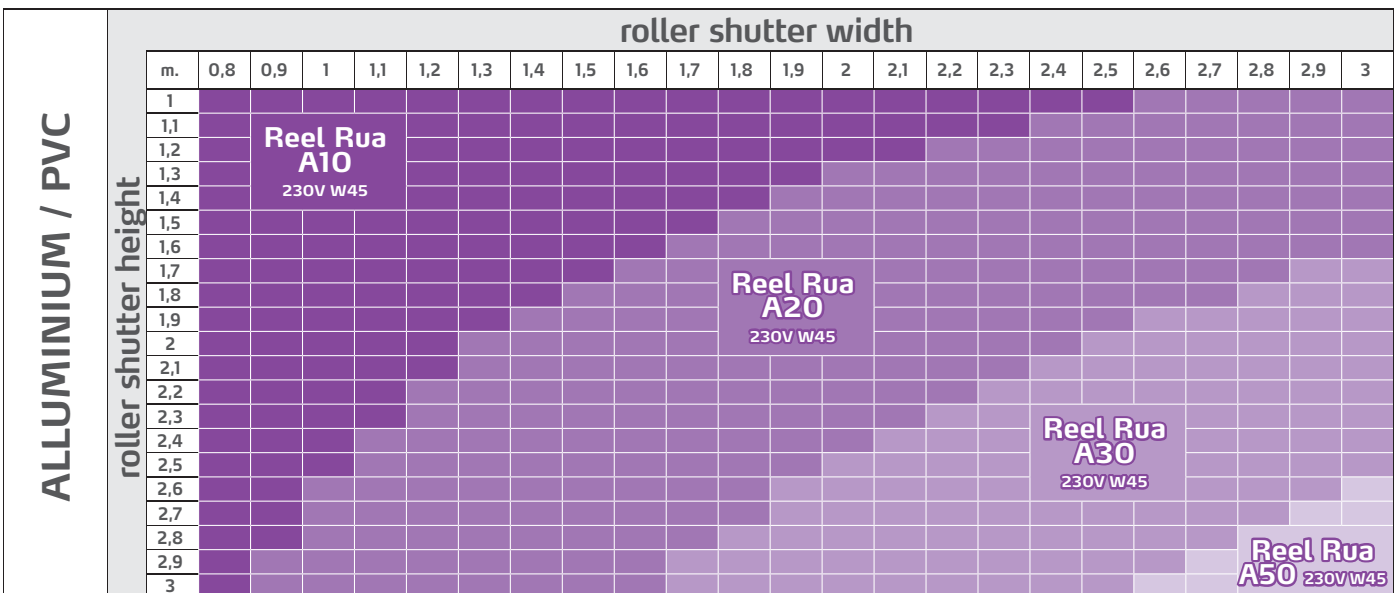
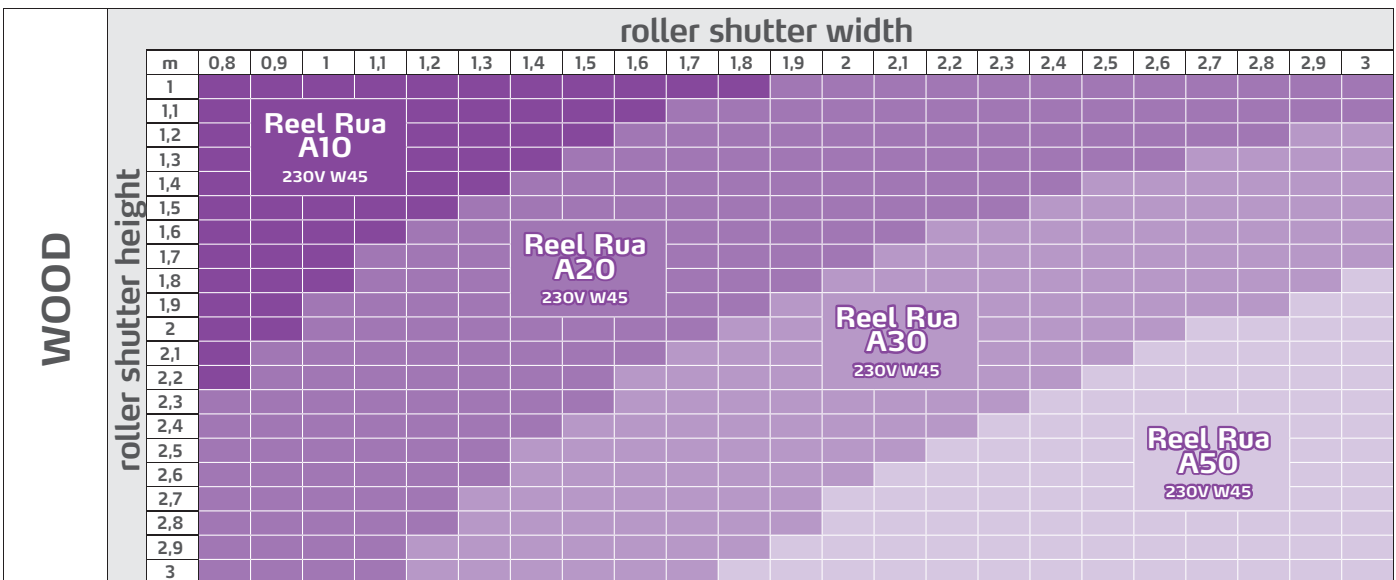
	D113748 00002	RADIUS B LTA 230 R1	Flashing light with incorporated antenna for motors with power supply 230 V.
	D113749 00002	RADIUS B LTA 230 R2	Flashing light without incorporated antenna for motors with power supply 230 V.
	D113748 00003	RADIUS B LTA 24 R1	Flashing light without incorporated antenna for motors with power supply 24 V.
	D113749 00003	RADIUS B LTA 24 R2	Flashing light without incorporated antenna for motors with power supply 24 V.
	D831081	CMS	Sign
	N733020	SEB	External key release for BERMA, FORB, IGEA LB and IGEA LB BTi
	N733074	CAS1L	CASI SET ACCESS 1 BERMA L=1500
	N733042	CAS1	CASI SET ACCESS.1 BERMA ESPAGNE 1000
	N190104	BIR C	Rubber safety edge (H 30 mm), price per m
	P111401 00001	VENTIMIGLIA NS	Infrared device for BIR C or BAR C safety edges (conforms to EN 12978 Standard)
	D111904	MITTO B RCB02 R1	Transmitter with 2 channels. Range 50/100 m. Power supply 12 V with 1 battery type 23 A
	P121016	RB	4-channel wall-mounted radio control with rolling code
	P121024	Q.BO TOUCH	Wireless digital touch button panel 433Mhz rolling code.
	P121022	Q.BO KEY WM	Key selector for outdoor use with double contact.
	P111526	DESME A15	Pair of self-aligning photocells. Range 30 m. Power supply 24 V ac/dc.
	P123025	B 00 R02	Wall mounting for B LTA series flashing beacons
	N733038	CA1	Installation accessories for a BERMA series operator on overhead door of max width 4 m
	N733040	CA2	Accessories for the installation of two BERMA series operators on overhead door
	N733048	CAS2	CAS2 SET ACCESS 2 BERMA L=1MT
	N733041	CA2C	Accessories for the installation of two BERMA series operators on overhead door (curved arms)
	N733075	CAS2L	CAS2L SET ACCESS 2 BERMA L=1500
	N574039	BOX	Wall-mounted safe for steel cable release and electric control

Automation systems for roller shutters

Guide to choosing

A	Operator
B	Control unit
L	Control system (key selector switch, keypad, badge reader)
S	Anti-break-in blocks
	3x1.5
	13x1

Voltage	Roller diameter	Shutter weight	Operator	PLUS
230V	60mm	18kg	REEL RUA A10 230V W45	Mechanical limit switch
		18kg	REEL RUA A10 230V R45	Wireless
		35kg	KIT REEL RUA A20 230V W45	Mechanical limit switch
		35kg	KIT REEL RUA A20 230V R45	Wireless
		55kg	KIT REEL RUA A30 230V W45	Mechanical limit switch
		55kg	KIT REEL RUA A30 230V R45	Wireless
		88kg	REEL RUA A50 230V W45	Mechanical limit switch
		88kg	REEL RUA A50 230V WM45	Emergency manoeuvre
88kg	REEL RUA A50 230V R45	Wireless		





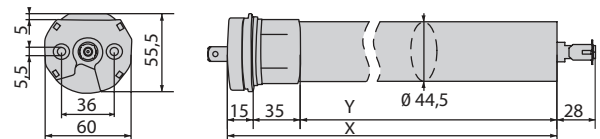
REEL RUA | |



Code	Name	Description
P910035 00001	REEL RUA A10 230V W45	Wired operator for roller shutters. Max shutter weight 18 kg. max torque 10 Nm and power input 125 W. Shaft rotation speed 16 rpm
P910035 00002	REEL RUA A20 230V W45	Wired operator for roller shutters. Max shutter weight 35 kg. max torque 20 Nm and power input 180 W. Shaft rotation speed 16 rpm
P910035 00003	REEL RUA A30 230V W45	Wired operator for roller shutters. Max shutter weight 55 kg. max torque 30 Nm and power input 235 W. Shaft rotation speed 16 rpm
P910035 00004	REEL RUA A50 230V W45	Wired operator for roller shutters. Max shutter weight 88 kg. max torque 50 Nm and power input 285 W. Shaft rotation speed 12 rpm
P910036 00001	REEL RUA A50 230V WM45	Wired operator for roller shutters. Max shutter weight 88 kg. max torque 50 Nm and power input 285 W. Shaft rotation speed 12 rpm. Handle release.
P910037 00001	REEL RUA A10 230V R45	Radio operator for roller shutters. Max shutter weight 18 kg. max torque 10 Nm and power input 125 W. Shaft rotation speed 16 rpm
P910037 00002	REEL RUA A20 230V R45	Radio operator for roller shutters. Max shutter weight 35 kg. max torque 20 Nm and power input 180 W. Shaft rotation speed 16 rpm
P910037 00003	REEL RUA A30 230V R45	Radio operator for roller shutters. Max shutter weight 55 kg. max torque 30 Nm and power input 235 W. Shaft rotation speed 16 rpm
P910037 00004	REEL RUA A50 230V R45	Radio operator for roller shutters. Max shutter weight 88 kg. max torque 50 Nm and power input 285 W. Shaft rotation speed 12 rpm
R960004 00001	KIT REEL RUA A20 230V W45	Automation kit for roller shutters. Max roller shutter weight 35 kg. Wire operator with max torque 20 Nm and power input 180 W. Shaft rotation speed 16 rpm
R960004 00002	KIT REEL RUA A30 230V W45	Automation kit for roller shutters. Max roller shutter weight 55 kg. Wire operator with max torque 30 Nm and power input 235 W. Shaft rotation speed 16 rpm
R960005 00001	KIT REEL RUA A20 230V R45	Automation kit for roller shutters. Max roller shutter weight 35 kg. Radio operator with max torque 20 Nm and power input 180 W. Shaft rotation speed 16 rpm
R960005 00002	KIT REEL RUA A30 230V R45	Automation kit for roller shutters. Max roller shutter weight 55 kg. Radio operator with max torque 30 Nm and power input 235 W. Shaft rotation speed 16 rpm

	REEL RUA A10 230V W45 REEL RUA A20 230V W45 REEL RUA A30 230V W45 REEL RUA A50 230V W45 REEL RUA A50 230V WM45	REEL RUA A10 230V R45 REEL RUA A20 230V R45 REEL RUA A30 230V R45 REEL RUA A50 230V R45
Roller diameter	60 mm	60 mm
Control unit	ELBA/ELBA BU	Built-In
Motor power supply	230 V	230 V
N° limit switch revolutions	28	28
Type of limit switch	mechanical	electronic
Locking	mechanical	mechanical
Frequency of use	residential	residential
Environmental conditions	from -10 °C to 40 °C	
Protection rating	IP44	

Dimensions



	X	Y
REEL RUA A10 230V R45	606	504
REEL RUA A10 230V W45	546	459
REEL RUA A20 230V R45	691	504
REEL RUA A20 230V W45	571	459
REEL RUA A30 230V R45	691	504
REEL RUA A30 230V W45	591	459
REEL RUA A50 230V R45	630	504
REEL RUA A50 230V W45	591	459
REEL RUA A50 230V WM45	691	504

SHEDIR B CBC 02 LO1

Control unit for wired centralisation. For 2 operators (or 2 groups of operators)



SHEDIR B CBC 02 LO1 P111515

- Application: wire centralisation board for 1 or 2 tubular motors
- Board power supply: 230V single-phase
- Operator power supply: 230V 600W max. each operator
- Main characteristics: simplified and compact wire centralisation system
- Functions: control of 1 or 2 motors (or motor units) in single or simultaneous mode, general up/down, motor 1 or unit 1 up/down, motor 2 or unit 2 up/down



Accessories

	Code	Name	Description
	P130018	TL 60 KIT	Basic accessories kit for installation of an actuator, necessary for all motors (10 to 50 Nm) without handle release.
	P130020	TL 60 M KIT	Basic accessories kit for installation of an actuator with handle release. Necessary for proper installation.
	D113716 00002	ELBA	ELBA control panel
	D113824	MIME AC	Récepteur bicanal à usage interne 433MHz, 2 independent outputs 230 Vac power supply 30-position memory Operating mode: monostable, bistable, timed, motor control
	P130024	TIMER	Weekly programmer for REEL RADIO or external ER-1 receiver
	P111183	CREP	Twilight sensor
	P111182	ANEM	Anemometric sensor with encoder for wind
	P121016	RB	4-channel wall-mounted radio control with rolling code
	P130025	ER 1	External receiver for REEL RUA series operators. Compatible with PAD series transmitters
	D111909	PAD RCD 01 R	1-channel remote control for REEL RUA, LOOP RADIO and ER-1 receiver
	D111910	PAD RCD 05 R	5-channels remote control for REEL RUA, LOOP RADIO and ER-1 receiver
	D111911	PAD RCD 01 F	Wall-mounted radio control with rolling code
	P130001	BLOCCANTI 40	Anti-break-in block for shutters with slats of height 40 mm.
	P130013	BLOCCANTI 50	Anti-break-in block for shutters with slats of height 50 mm.
	P130010	RUL 60/1,5	Octagonal shutter winding roller diameter 60 x 1.5 m.
	P130012	RUL 60/3	Octagonal shutter winding roller diameter 60 x 3 m.
	P130008	RUL 60/6	Octagonal shutter winding roller diameter 60 x 6 m.
	N999327	AD5028	Octagonal adapter Ø 70 mm zamak
	N999397	AD5036	Octagonal adapter 60 PL
	N999323	AD 5027	Drive wheel and limit switch adapter for RUL60
	N999348	AD5029	Round adapter Ø 63X1.5mm
	N999349	AD5030	Deprat LP62 adapter
	N999350	AD5031	Deprat LP89 adapter
	N999351	AD5032	ZF 64 adapter
	N999395	AD5034	ZF 54 adapter
	N999396	AD5035	Ogive adapter Ø78
	N999547	AD5038	Metallic ogive adapter Ø70
	P130004	CAL 60/30	Octagonal cover for RUL 60.



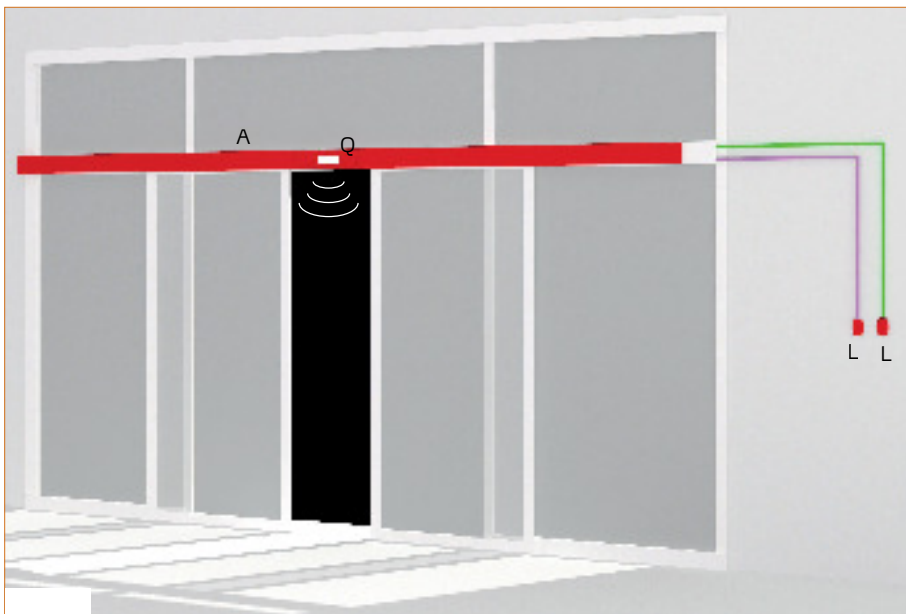
	P130002	CAL 60/100	Adjustable telescopic octagonal cover for RUL 60.
	P130015	SM504	Support with bearing for octagonal roller - screw type
	P130014	SM505	Support for octagonal roller - cementing type
	N999324	SM5013	Wall-mounted orientable support for operators with manual release
	N999325	SM5014	Wall support for operators with square snap pin and split pin for direct coupling, suitable for all operators (from 10Nm to 50Nm).
	N999326	SM5015	Wall-mounted two-position orientable support for operators with manual release
	N999328	MM8	Manual operation eye-ring
	N999329	MM9	45° universal joint for manual operation
	N999330	MM10	90° universal joint for manual operation
	N999331	MM11	1.5 m articulated boom with hook for manual operation
	N999332	MM12	1.5 m rigid boom with hook for manual operation
	D111904	MITTO B RCB02 R1	Transmitter with 2 channels. Range 50/100 m. Power supply 12 V with 1 battery type 23 A
	D111906	MITTO B RCB04 R1	Transmitter with 4 channels. Range 50/100 m. Power supply 12 V with 1 battery type 23 A



Automation systems for automatic pedestrian doors

Guide to choosing

Voltage	Number of doors	Weight	Clear opening (min)	Clear opening (max)	Operator	PLUS
24V	1	150kg	750mm	2500mm	VISTA SL1	For very heavy gate leaves
		100kg		2500mm	VISTA SL C1	Compact operator profile
		250kg	700mm	1400mm	VISTA SW MXL	Ideal for "fail safe" installations (management with batteries)
				1400mm	VISTA SW SXL	Ideal for "fail secure" installations (management with spring)
	2	120+120kg	900mm	2900mm	VISTA SL2	For very heavy gate leaves
		80+80kg	800mm	2900mm	VISTA SL C2	Compact operator profile
		2x120kg		3300mm	VISTA TL2	Maximum useful passage
		4x80kg	1600mm	4400mm	VISTA TL4	Maximum useful passage



A	Operator
L	Control system (key selector switch, keypad, badge reader)
Q	Radar
	6x1
	3x1.5



VISTA SL |



Code	Name	Anodised Guard	Voltage	A	B	L
P960502 00006	VISTA SL-107	P111411 00002		800mm	750mm	1600mm
P960503 00006	VISTA SL-108	P111412 00002		900mm	850mm	1800mm
P960504 00006	VISTA SL-109	P111414 00002		1000mm	950mm	2000mm
P960505 00006	VISTA SL-110	P111415 00002		1100mm	1050mm	2200mm
P960506 00006	VISTA SL-111	P111416 00002		1200mm	1150mm	2400mm
P960507 00006	VISTA SL-112	P111417 00002		1300mm	1250mm	2600mm
P960508 00006	VISTA SL-113	P111418 00002		1400mm	1350mm	2800mm
P960509 00006	VISTA SL-114	P111419 00002		1500mm	1450mm	3000mm
P960510 00006	VISTA SL-115	P111420 00002		1600mm	1550mm	3200mm
P960511 00006	VISTA SL-116	P111421 00002		1700mm	1650mm	3400mm
P960512 00006	VISTA SL-117	P111422 00002		1800mm	1750mm	3600mm
P960513 00006	VISTA SL-119	P111423 00002		2000mm	1950mm	4000mm
P960514 00006	VISTA SL-121	P111424 00002		2200mm	2150mm	4400mm
P960515 00006	VISTA SL-123	P111425 00002		2400mm	2350mm	4800mm
P960516 00006	VISTA SL-125	P111426 00002		2600mm	2550mm	5200mm
P960517 00002	VISTA SL-208	P111413 00002		2x450mm	800mm	1900mm
P960518 00002	VISTA SL-209	P111414 00002		2x500mm	900mm	2000mm
P960519 00002	VISTA SL-210	P111415 00002		2x550mm	1000mm	2200mm
P960520 00002	VISTA SL-211	P111416 00002		2x600mm	1100mm	2400mm
P960521 00002	VISTA SL-212	P111417 00002		2x650mm	1200mm	2600mm
P960522 00002	VISTA SL-213	P111418 00002		2x700mm	1300mm	2800mm
P960501 00002	VISTA SL-214	P111419 00002		2x750mm	1400mm	3000mm
P960523 00002	VISTA SL-215	P111420 00002		2x800mm	1500mm	3200mm
P960524 00002	VISTA SL-216	P111421 00002		2x850mm	1600mm	3400mm
P960525 00002	VISTA SL-217	P111422 00002		2x900mm	1700mm	3600mm
P960526 00002	VISTA SL-219	P111423 00002		2x1000mm	1900mm	4000mm
P960527 00002	VISTA SL-221	P111424 00002		2x1100mm	2100mm	4400mm
P960528 00002	VISTA SL-223	P111425 00002		2x1200mm	2300mm	4800mm
P960529 00002	VISTA SL-225	P111426 00002		2x1300mm	2500mm	5200mm
P960530 00002	VISTA SL-227	P111427 00002		2x1400mm	2700mm	5600mm
P960531 00002	VISTA SL-229	P111428 00002		2x1500mm	2900mm	6000mm



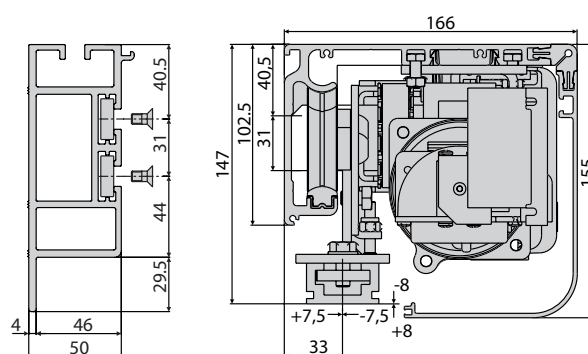
VISTA 1 - For the natural aluminium version enter the same code as the anodised guard but with the extension 00001 instead of 00002. Contact Bft SpA for the price. For the version with wing attachment profile PRV AA SL included, enter the same code but with the extension 00003 instead of 00002. Contact Bft SpA for the price.



	Case length (L)
	Opening (B)
	Leaf length (A)
	Fixed part (PF) A+50
A	Operator
L	Control system (key selector switch, keypad, badge reader)
Q	Radar
	6x1
	3x1.5

	VISTA SL1	VISTA SL2
Leaf type	sliding	sliding
Control unit	ARIA EVO	ARIA EVO
Manual cycle	reversible	reversible
Motor type	dunker motor	dunker motor
Motor power supply	24 V	24 V
Type of limit switch	encoder + mechanical stop for opening	encoder + mechanical stop for opening
Clear opening	from 750 mm to 2550 mm	from 800 mm to 2900 mm
Opening speed	up to 200 cm/sec	up to 200 cm/sec
Closing speed	up to 200 cm/sec	up to 200 cm/sec
Approach speed	from 5 cm/sec to 10 cm/sec	from 5 cm/sec to 10 cm/sec
Impact reaction	electronic torque limiter	electronic torque limiter
Locking	mechanical	mechanical
Release	release lever	release lever
Use cycle	continuous	continuous
Environmental conditions	from 0 °C to 50 °C	from 0 °C to 50 °C
Protection rating	IPX0	IPX0
Number of doors	1	2
Weight	150 kg	120+120 kg

Dimensions



VISTA SL

	Code	Name	Description
	D113722	VISTA SEL	Function selector for pedestrian door series VISTA SL, SL C, TL
	D111904	MITTO B RCB02 R1	Transmitter with 2 channels. Range 50/100 m. Power supply 12 V with 1 battery type 23 A
	N733408	ERV	Solenoid lock assembly for VISTA SL/SL C, (use with BBV recommended) ERV
	N733534	ELA SL 24.B KIT	Kit for assembly of 5 elastic mechanical safety opening systems (according to CO48) for Vista SL. For laboratory use.
	P111156	PPR	Slide for bottom door guide for aluminium frame - PPR
	P111158	PGI	Bottom door guide for aluminium frame - PGI
	N733590	PRV 40.A54 CERNIERE PER SASA SX	Left hinge for joint on fixed leaf
	P111163 00002	SASAM 1	Antipanic breakthrough system in anodised aluminium, 1 leaf. Length mx 1100 mm
	P111263 00002	SASAM 2	Antipanic breakthrough system in anodised aluminium, 2 leaves. Length mx 1100 mm
	P111720 00002	SASA 1AM SIST SFOND.1 ANTA MOBILE	Breakthrough system kit for 1 movable leaf
	P111721 00002	SASA 1AMF SIST SFOND. ANTE 1 MOB + 1 FX	Breakthrough system kit for 1 fixed leaf and 1 movable leaf
	P111722 00002	SASA 2AM SIST SFOND_.2 ANTE MOB	Breakthrough system kit for 2 movable leaves
	P111723 00002	SASA 2AMF SIST SFOND. ANTE 2 MOB + 2 FX	Breakthrough system kit for 2 fixed leaves and 2 movable leaves
	P111724 00002	SASA KPH KIT FOTOC. RILIEVO SFONDAM.ANTE	Kit of photocells for leaf breakthrough detection
	P111725 00002	SASA PRA 2,5 PROF.PROT. ANTA FX/MOB, 2.5M	Protection profile for fixed/movable leaf. Length L=2.5m
	P111726 00002	SASA PRA 5 PROF. PROTEZ. ANTA FX/MOB, 5M	Protection profile for fixed/movable leaf. Length L=5m
	P111607 00002	PRV 40.080 CORNICE ABBATTIMENTO L=6.82	Break-open frame for fixed leaf joint. Length L=6.82m
	P111610 00002	PRV 40.120 MONTANTE ABBATTIMENTO L=5.1	Break-open upright for fixed leaf joint. Length L=5.1m



	N733589	PRV 40.A53 CERNIERE PER SASA DX		Right hinge for joint on fixed leaf
	P111442	BBV SL		Battery powered anti-panic device for VISTA SL - BBV
	P111445	SBV		Anodised aluminium supporting crosspiece for VISTA SL
	P121016	RB		4-channel wall-mounted radio control with rolling code
	P111753	OA-AXIS T		Active infrared sensor for activation and security with safety test
	P111751	OA-AXIS II		Active infrared sensor for activation and security
	P111754	OA-203C		Active infrared sensor for activation and presence
	P111755	OA-AXIS TN		Active infrared sensor for security
	P111759	OT 3		Elbow-operated pushbutton, silver
	P111652	HR100-CT		Safety and mono-directional activation sensor, infrared, monitored
	P111653	VIO-DT2		Safety and bi-directional activation sensor, dual technology, monitored
	P111654	VIO-DT1		Safety and mono-directional activation sensor, dual technology, monitored
	P111655	IXIO-DT1		Safety and mono-directional activation sensor, dual technology, monitored, programmable c.telecom.
	P111656	VIO-ST		Infrared safety sensor, monitored
	P111662	VIO-M		Compact mono-directional activation sensor
	P111676	MAGIC SWITCH		Activation touch button
	P111677	PUSH PLATE		Activation button
	P111678	SPAC		Pair of locks (2) for glass leaf
	P111687	KIT FPA MA-I2		FPA MA 12 kit with two pairs photocells and brackets for Vista
	P111685	KIT FPA2		FPA kit with two pairs photocells and brackets for Vista
	P111683	KIT FPA1		FPA kit with pair of photocells and brackets for Vista
	P111681	PRV AA SL		Leaf attachment profile for Vista SL
	P111680	WMP SL SLC		Crosspiece support profile
	P121024	Q.BO TOUCH		Wireless digital touch button panel 433Mhz rolling code.
	P111679	PPA SL-SLC 8-10-12-13.5		Pair of clamps for glass leaves 8, 10, 12, 13.5 mm
	P111530	B EBA RS 485 GATEWAY		GATEWAY expansion card for management of RS 485 connection
	P111468	B EBA RS 485 LINK		Expansion board for connection of central units with serial controls management
	D113805 00002	B EBA TCP/IP GATEWAY		Remote management of automation systems with U-Link in TCP/IP network.



VISTA SL C


Code	Name	Anodised Guard	Voltage	A	B	L
P960558 00002	VISTA SL C-107	P111486 00002	⚡	800mm	750mm	1600mm
P960559 00002	VISTA SL C-108	P111487 00002	⚡	900mm	850mm	1800mm
P960560 00002	VISTA SL C-109	P111472 00002	⚡	1000mm	950mm	2000mm
P960561 00002	VISTA SL C-110	P111415 00002	⚡	1100mm	1050mm	2200mm
P960562 00002	VISTA SL C-111	P111474 00002	⚡	1200mm	1150mm	2400mm
P960563 00002	VISTA SL C-112	P111475 00002	⚡	1300mm	1250mm	2600mm
P960564 00002	VISTA SL C-113	P111476 00002	⚡	1400mm	1350mm	2800mm
P960565 00002	VISTA SL C-114	P111470 00002	⚡	1500mm	1450mm	3000mm
P960566 00002	VISTA SL C-115	P111477 00002	⚡	1600mm	1550mm	3200mm
P960567 00002	VISTA SL C-116	P111478 00002	⚡	1700mm	1650mm	3400mm
P960571 00002	VISTA SL C-123	P111482 00002	⚡	2400mm	2350mm	4800mm
P960572 00002	VISTA SL C-125	P111483 00002	⚡	2600mm	2550mm	5200mm
P960543 00002	VISTA SL C-208	P111471 00002	⚡	2x500mm	800mm	1900mm
P960544 00002	VISTA SL C-209	P111472 00002	⚡	2x500mm	900mm	2000mm
P960545 00002	VISTA SL C-210	P111415 00002	⚡	2x550mm	1000mm	2200mm
P960549 00002	VISTA SL C-215	P111477 00002	⚡	2x800mm	1500mm	3200mm
P960550 00002	VISTA SL C-216	P111478 00002	⚡	2x850mm	1600mm	3400mm
P960551 00002	VISTA SL C-217	P111479 00002	⚡	2x900mm	1700mm	3600mm
P960552 00002	VISTA SL C-219	P111480 00002	⚡	2x1000mm	1900mm	4000mm
P960553 00002	VISTA SL C-221	P111481 00002	⚡	2x1100mm	2100mm	4400mm
P960554 00002	VISTA SL C-223	P111482 00002	⚡	2x1200mm	2300mm	4800mm
P960555 00002	VISTA SL C-225	P111483 00002	⚡	2x1300mm	2500mm	5200mm
P960556 00002	VISTA SL C-227	P111484 00002	⚡	2x1400mm	2700mm	5600mm
P960557 00002	VISTA SL C-229	P111485 00002	⚡	2x1500mm	2900mm	6000mm



VISTA 1 - For the natural aluminium version enter the same code as the anodised guard but with the extension 00001 instead of 00002. Contact Bft SpA for the price. For the version with wing attachment profile PRV AA SL C included, enter the same code but with the extension 00003 instead of 00002. Contact Bft SpA for the price.

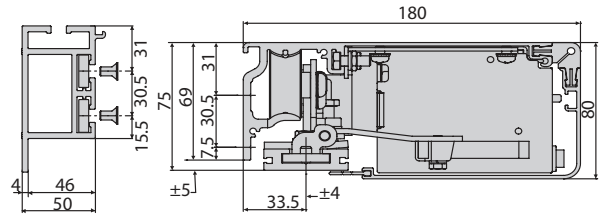


	Case length (L)
	Opening (B)
	Leaf length (A)
	Fixed part (PF) A+50



Dimensions

	VISTA SL C1	VISTA SL C2
Leaf type	sliding	sliding
Control unit	ARIA EVO	
Manual cycle	reversible	reversible
Motor type	dunker motor	dunker motor
Motor power supply	24 V	24 V
Type of limit switch	encoder + mechanical stop for opening	
Clear opening	from 750 mm to 2500 mm	from 800 mm to 2900 mm
Opening speed	up to 80 cm/sec	up to 160 cm/sec
Closing speed	up to 80 cm/sec	up to 160 cm/sec
Approach speed	from 5 cm/sec to 10 cm/sec	from 5 cm/sec to 10 cm/sec
Impact reaction	electronic torque limiter	
Locking	mechanical	mechanical
Release	release lever	release lever
Use cycle	continuous	continuous
Environmental conditions	from -20 °C to 55 °C	
Protection rating	IPX0	
Number of doors	1	2



VISTA SL C

	Code	Name	Description
	D113722	VISTA SEL	Function selector for pedestrian door series VISTA SL, SL C, TL
	P111755	OA-AXIS TN new	Active infrared sensor for security
	P111680	WMP SL SLC new	Crosspiece support profile
	N733408	ERV	Solenoid lock assembly for VISTA SL/SL C, (use with BBV recommended) ERV
	N733526	SLV SBV C2	Brackets for side mounting of the SBV C aluminium supporting crosspiece
	N733527	SLV SBV C1	Brackets for ceiling mounting of the SBV C aluminium supporting crosspiece
	N733535	ELA SLC 24.B KIT	Kit for assembly of 5 elastic mechanical safety opening systems (according to CO48) for Vista SLC. For laboratory use.
	P111156	PPR	Slide for bottom door guide for aluminium frame - PPR
	P111158	PGI	Bottom door guide for aluminium frame - PGI
	P111503	BBV SLC TL	Battery powered anti-panic device for VISTA SL, SL C, TL
	P111508	SBV C	Anodised aluminium supporting crosspiece for VISTA SL C
	P111720 00002	SASA 1AM SIST SFOND.1 ANTA MOBILE new	Breakthrough system kit for 1 movable leaf
	P111721 00002	SASA 1AMF SIST SFOND.ANTE 1 MOB + 1 FX new	Breakthrough system kit for 1 fixed leaf and 1 movable leaf
	P111722 00002	SASA 2AM SIST SFOND._2 ANTE MOB new	Breakthrough system kit for 2 movable leaves
	P111723 00002	SASA 2AMF SIST SFOND.ANTE 2 MOB + 2 FX new	Breakthrough system kit for 2 fixed leaves and 2 movable leaves
	P111724 00002	SASA KPH KIT FOTOC. RILIEVO SFONDAM.ANTE new	Kit of photocells for leaf breakthrough detection



	P111725 00002	SASA PRA 2,5 PROF.PROT.ANTA FX/MOB 2.5M		Protection profile for fixed/movable leaf. Length L=2.5m
	P111726 00002	SASA PRA 5 PROF. PROTEZ.ANTA FX/ MOB, 5M		Protection profile for fixed/movable leaf. Length L=5m
	P111607 00002	PRV 40.080 CORNICE ABBATTIMENTO L=6.82		Break-open frame for fixed leaf joint. Length L=6.82m
	P111610 00002	PRV 40.120 MONTANTE ABBATTIMENTO L=5.1		Break-open upright for fixed leaf joint. Length L=5.1m
	N733589	PRV 40.A53 CERNIERE PER SASA DX		Right hinge for joint on fixed leaf
	N733590	PRV 40.A54 CERNIERE PER SASA SX		Left hinge for joint on fixed leaf
	P111753	OA-AXIS T		Active infrared sensor for activation and security with safety test
	P111751	OA-AXIS II		Active infrared sensor for activation and security
	P111754	OA-203C		Active infrared sensor for activation and presence
	P111653	VIO-DT2		Safety and bi-directional activation sensor, dual technology, monitored
	P111654	VIO-DT1		Safety and mono-directional activation sensor, dual technology, monitored
	P111656	VIO-ST		Infrared safety sensor, monitored
	P111662	VIO-M		Compact mono-directional activation sensor
	P111759	OT 3		Elbow-operated pushbutton, silver
	P111676	MAGIC SWITCH		Activation touch button
	P111677	PUSH PLATE		Activation button
	P111678	SPAC		Pair of locks (2) for glass leaf
	P111682	PRV AA SLC LEAF ATTACHMENT PROFILE VISTASLC		Leaf attachment profile for Vista SL C
	P111679	PPA SL-SLC 8-10-12-13.5		Pair of clamps for glass leaves 8, 10, 12, 13.5 mm
	P121016	RB		4-channel wall-mounted radio control with rolling code
	D111904	MITTO B RCB02 R1		Transmitter with 2 channels. Range 50/100 m. Power supply 12 V with 1 battery type 23 A
	P121024	Q.BO TOUCH		Wireless digital touch button panel 433Mhz rolling code.
	P111530	B EBA RS 485 GATEWAY		GATEWAY expansion card for management of RS 485 connection
	P111468	B EBA RS 485 LINK		Expansion board for connection of central units with serial controls management
	D113805 00002	B EBA TCP/IP GATEWAY		Remote management of automation systems with U-Link in TCP/IP network.



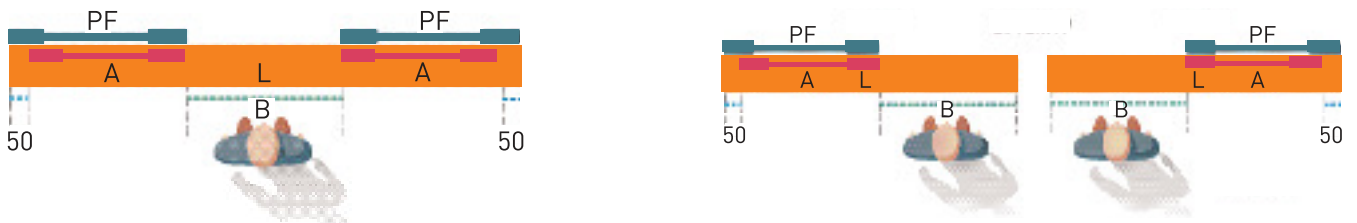
VISTA TL | U-Link



Code	Name	Anodised Guard	Voltage	A	B	L
P960580 00002	VISTA TL2-207	P111569 00002		450mm	750mm	1350mm
P960581 00002	VISTA TL2-208	P111570 00002		500mm	850mm	1500mm
P960582 00002	VISTA TL2-209	P111571 00002		550mm	950mm	1650mm
P960583 00002	VISTA TL2-210	P111572 00002		600mm	1050mm	1800mm
P960584 00002	VISTA TL2-212	P111573 00002		700mm	1250mm	2100mm
P960585 00002	VISTA TL2-214	P111574 00002		800mm	1450mm	2400mm
P960586 00002	VISTA TL2-216	P111575 00002		900mm	1650mm	2700mm
P960587 00002	VISTA TL2-218	P111576 00002		1000mm	1850mm	3000mm
P960588 00002	VISTA TL2-220	P111577 00002		1100mm	2050mm	3300mm
P960589 00002	VISTA TL2-222	P111578 00002		1200mm	2250mm	3600mm
P960590 00002	VISTA TL2-224	P111579 00002		1300mm	2450mm	3900mm
P960591 00002	VISTA TL2-226	P111580 00002		1400mm	2650mm	4200mm
P960592 00002	VISTA TL2-228	P111581 00002		1500mm	2850mm	4500mm
P960593 00002	VISTA TL2-230	P111582 00002		1600mm	3050mm	4800mm
P960594 00002	VISTA TL2-232	P111583 00002		1700mm	3250mm	5100mm
P960595 00002	VISTA TL4-416	P111584 00002		450mm	1600mm	2600mm
P960596 00002	VISTA TL4-418	P111585 00002		500mm	1800mm	2900mm
P960597 00002	VISTA TL4-420	P111586 00002		550mm	2000mm	3200mm
P960598 00002	VISTA TL4-422	P111587 00002		600mm	2200mm	3500mm
P960599 00002	VISTA TL4-424	P111588 00002		650mm	2400mm	3800mm
P960600 00002	VISTA TL4-426	P111589 00002		700mm	2600mm	4100mm
P960601 00002	VISTA TL4-428	P111590 00002		750mm	2800mm	4400mm
P960602 00002	VISTA TL4-430	P111591 00002		800mm	3000mm	4700mm
P960603 00002	VISTA TL4-432	P111592 00002		850mm	3200mm	5000mm
P960604 00002	VISTA TL4-434	P111593 00002		900mm	3400mm	5300mm
P960605 00002	VISTA TL4-436	P111594 00002		950mm	3600mm	5600mm
P960606 00002	VISTA TL4-438	P111595 00002		1000mm	3800mm	5900mm
P960607 00002	VISTA TL4-440	P111596 00002		1050mm	4000mm	6200mm
P960608 00002	VISTA TL4-442	P111597 00002		1100mm	4200mm	6500mm
P960609 00002	VISTA TL4-444	P111598 00002		1150mm	4400mm	6800mm



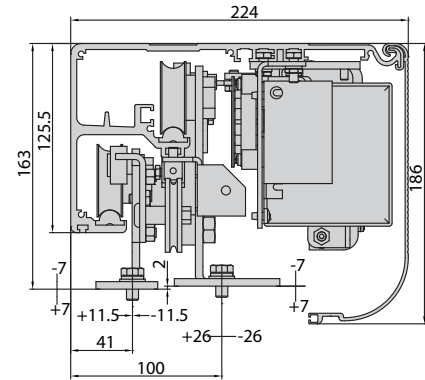
For the version with wing attachment profile PRV AA TL included, enter the same code but with the extension 00003 instead of 00002. Contact Bft SpA for the price.



	Case length (L)
	Opening (B)
	Sum of length of two movable leaves (A)
	Fixed part (PF) A+50
A	Operator
L	Control system (key selector switch, keypad, badge reader)
Q	Radar
	6x1
	3x1.5



Dimensions



	VISTA TL2	VISTA TL4
Leaf type	sliding	sliding
Control unit	ARIA EVO	
Manual cycle	reversible	reversible
Motor type	dunker motor	dunker motor
Motor power supply	24 V	24 V
Type of limit switch	encoder + mechanical stop for opening	
Clear opening	from 800 mm to 3300 mm	from 1600 mm to 4400 mm
Opening speed	up to 100 cm/sec	up to 200 cm/sec
Closing speed	up to 100 cm/sec	up to 200 cm/sec
Approach speed	from 5 cm/sec to 10 cm/sec	from 5 cm/sec to 10 cm/sec
Impact reaction	electronic torque limiter	
Locking	mechanical	mechanical
Release	release lever	release lever
Use cycle	continuous	continuous
Environmental conditions	from -20 °C to 55 °C	
Protection rating	IPX14	
Number of doors	2	4

VISTA TL

	Code	Name	Description
	D113722	VISTA SEL	Function selector for pedestrian door series VISTA SL, SL C, TL
	P111158	PGI	Bottom door guide for aluminium frame - PGI
	P111618	PRV BR.47	Small brush 14mm. L= 2.5m, 20 pcs
	P111618 00001	PRV BR.48	Finishing brush 20mm, length 2.5m
	P111618 00002	PRV BR.49	Finishing brush 27mm, length 2.5m
	P111647	PRV 20.A18	Floor guide, 1pc
	P111648	PRV 20GD.19	Telescopic floor guide, 1pc
	P111627	PRV 40GD.70	Low friction floor guide, 1pc
	P111628	PRV 40GD.78	Low friction floor guide for telesc wing, 1pc
	P111688	PPA TL FX	Vista TL glass leaf fixing clamp
	P111689	PPA TL GD	Floor guides for Vista TL glass leaves
	P121016	RB	4-channel wall-mounted radio control with rolling code
	P111679	PPA SL-SLC 8-10-12-13.5	Pair of clamps for glass leaves 8, 10, 12, 13.5 mm
	P111156	PPR	Slide for bottom door guide for aluminium frame - PPR
	P111661	SPRV TL T	Profile closing brackets, 5pcs
	P111660	PRV TL T	Vista tl anodised closing profile, length 6.8m
	N733565	SLV SBV TL2	SBV TL side fixing brackets
	N733408	ERV	Solenoid lock assembly for VISTA SL/SL C, (use with BBV recommended) ERV
	P111503	BBV SLC TL	Battery powered anti-panic device for VISTA SL, SL C, TL
	P111678	SPAC	Pair of locks (2) for glass leaf



	P111664 00002	PPA TL 3200 O		Clamps for glass leaf, 3200 mm, anodised
	P111664 00001	PPA TL 3200 N		Clamps for glass leaf, 3200 mm, natural
	P111663 00002	PPA TL 1600 O		Clamps for glass leaf, 1600 mm, anodised
	P111663 00001	PPA TL 1600 N		Clamps for glass leaf, 1600 mm, natural
	P111640 00001	SBV TL		Vista TL support beam, length 6.82m
	N733564	SLV SBV TL1		SBV TL ceiling fixing brackets
	P111751	OA-AXIS II		Active infrared sensor for activation and security
	P111753	OA-AXIS T		Active infrared sensor for activation and security with safety test
	P111755	OA-AXIS TN		Active infrared sensor for security
	P111754	OA-203C		Active infrared sensor for activation and presence
	P111652	HR100-CT		Safety and mono-directional activation sensor, infrared, monitored
	P111653	VIO-DT2		Safety and bi-directional activation sensor, dual technology, monitored
	P111654	VIO-DT1		Safety and mono-directional activation sensor, dual technology, monitored
	P111655	IXIO-DT1		Safety and mono-directional activation sensor, dual technology, monitored, programmable c.telecom.
	P111656	VIO-ST		Infrared safety sensor, monitored
	P111662	VIO-M		Compact mono-directional activation sensor
	P111676	MAGIC SWITCH		Activation touch button
	P111759	OT 3		Elbow-operated pushbutton, silver
	P111677	PUSH PLATE		Activation button
	P121023	Q.BO KEY WM AV		Vandalproof key selector with double contact, for outdoor use. Metal structure.
	P121022	Q.BO KEY WM		Key selector for outdoor use with double contact.
	P121024	Q.BO TOUCH		Wireless digital touch button panel 433Mhz rolling code.
	D111904	MITTO B RCB02 R1		Transmitter with 2 channels. Range 50/100 m. Power supply 12 V with 1 battery type 23 A
	P111530	B EBA RS 485 GATEWAY		GATEWAY expansion card for management of RS 485 connection
	P111468	B EBA RS 485 LINK		Expansion board for connection of central units with serial controls management
	D113805 00002	B EBA TCP/IP GATEWAY		Remote management of automation systems with U-Link in TCP/IP network.



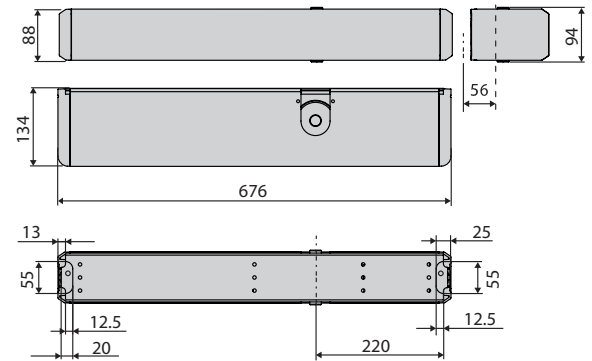
VISTA SW



Code	Name	Voltage	L
P960578 00002	VISTA SW MXL		684mm
P960577 00002	VISTA SW SXL		684mm

	VISTA SW MXL	VISTA SW SXL
Leaf type	swing	swing
Control unit	Digital display and dip switch	
Manual cycle	reversible	reversible
Motor type	dunker motor	dunker motor
Motor power supply	24 V	24 V
Shaft max output torque	85 Nm	85 Nm
Closing	with motor	return spring
Type of limit switch	encoder	
Clear opening	from 700 mm to 1400 mm	from 700 mm to 1400 mm
Max leaf weight	250 kg	250 kg
Maximum opening angle	110 °	110 °
Opening speed	up to 70 °/sec	up to 70 °/sec
Closing speed	up to 40 °/sec	up to 40 °/sec
Closing force (according to EN 1154)		en4-en6
Impact reaction	electronic torque limiter	
Emergency operation	backup batteries	spring closing/manual manoeuvre
Locking	solenoid lock	solenoid lock
Use cycle	continuous	continuous
Environmental conditions	from -10 °C to 50 °C	
Protection rating	IP40	
Number of doors	1	1

Dimensions



VISTA SW

	Code	Name	Description
	D113789	VISTA SEL SW	Function selector Vista SW
	P111568	TSWP XL	Profiles Vista SW double, 1,5m.
	P111564	BBV SW MXL	Backup battery kit for Vista SW MXL
	P111563 00004	EXT ASW XL 90	Arm fitting L=90 Vista SW XL
	P111563 00003	EXT ASW XL 70	Arm fitting L=70 Vista SW XL
	P111563 00002	EXT ASW XL 50	Arm fitting L=50 Vista SW XL
	P111563 00001	EXT ASW XL 30	Arm fitting L=30 Vista SW XL
	P111567	ASW XL ARTL	Vista SW XL long articulated push arm. Jamb dimens. 150mm
	P111566	ASW XL ART	Vista SW XL articulated push arm. Max jamb dimens.: 150mm
	P111565	ASW XL RIG	Vista SW XL rigid pull arm. Jamb max dimens.: 100mm

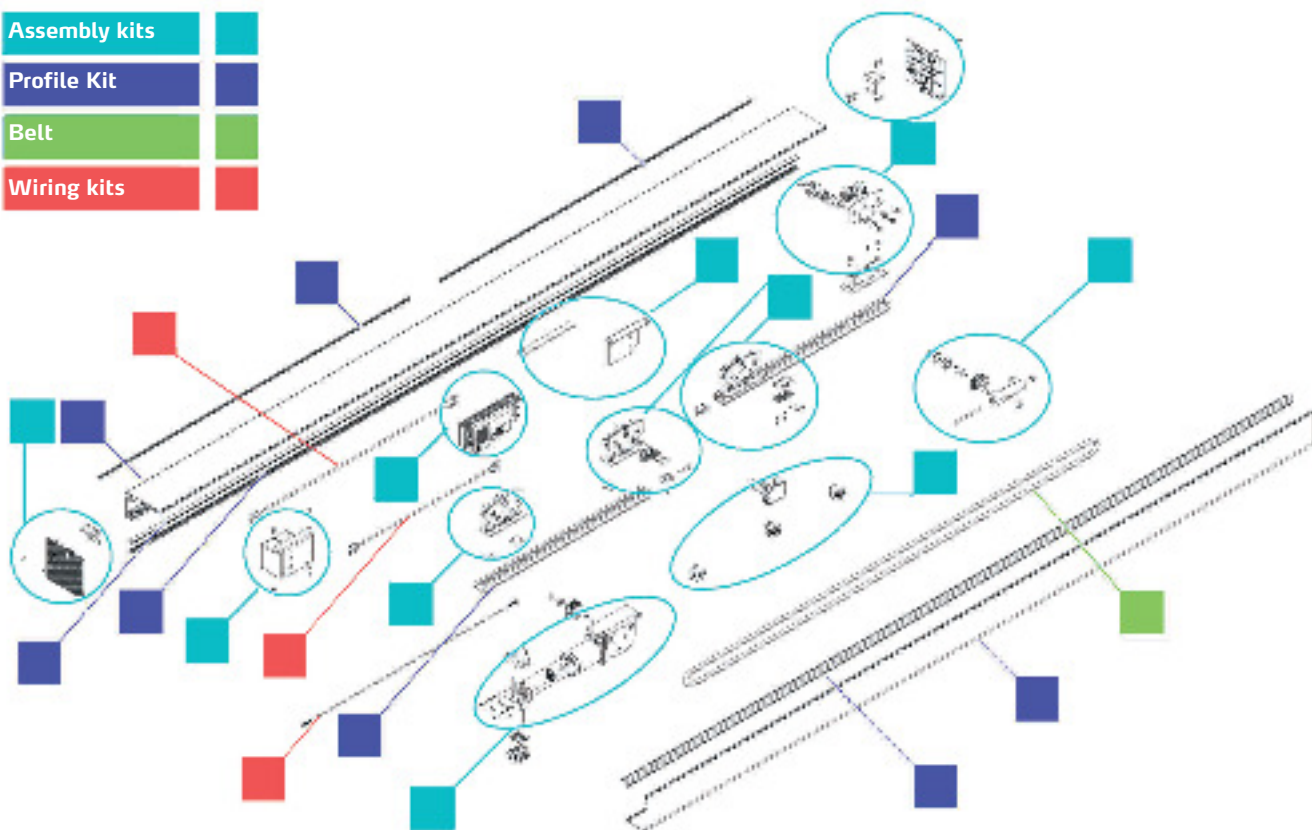


	P111657 00003	4SAFE IR SAFETY SENSOR MONIT.SW/2MOD/900		Monitored IR safety sensor for side-hung leaves, 2 modules, 900mm
	P111657 00002	4SAFE IR SAFETY SENSOR MONIT.SW/2MOD/700		Monitored IR safety sensor for side-hung leaves, 2 modules, 700mm
	P111657 00001	4SAFE IR SAFETY SENSOR MONIT.SW/1MOD/700		Monitored IR safety sensor for side-hung leaves, 1 module, 700mm
	P111656	VIO-ST		Infrared safety sensor, monitored
	P111662	VIO-M		Compact mono-directional activation sensor
	P111756	OA-EDGE T 340 1M		Active infrared sensor for security L 340 mm with 1 module with safety test
	P111757	OA-EDGE T 700 1M		Active infrared sensor for security L 700 mm with 1 module with safety test
	P111758	OA-EDGE T 1200 2M		Active infrared sensor for security L 1200 mm with 2 modules with safety test
	P111759	OT 3		Elbow-operated pushbutton, silver



Kit di assemblaggio

Assembly kits	
Profile Kit	
Belt	
Wiring kits	



VISTA SL C assembly kits

Code	Name
P960573 00002	KIT MONTAGGIO VISTA SL C 1 ANTA
P960574 00002	KIT MONTAGGIO VISTA SL C 2 ANTE
D191116	CINGHIA DENTATA GOMMA RPP8-10 ANTIS. 30M
P960617 00001	KIT PROFILI VISTA SLC 4.4M (UTILE) N
P960617 00002	KIT PROFILI VISTA SLC 4.4M (UTILE) O
P960618 00001	KIT PROFILI VISTA SL C 6M (UTILE) N
P960618 00002	KIT PROFILI VISTA SL C 6M (UTILE) O

VISTA SL assembly kits

Code	Name
P960536 00002	KIT MONTAGGIO VISTA SL 2 ANTE 230V
P960535 00002	KIT MONTAGGIO VISTA SL 1 ANTA 230V
P111447	KIT CABLAGGI VISTA SL 107-125 212-229
P111448	KIT CABLAGGI VISTA 208-211
D191099	CINGHIA DENTATA GOMMA RPP8-15 ANTIS. 30M
P960614 00001	KIT PROFILI VISTA SL 3M UTILE N
P960614 00002	KIT PROFILI VISTA SL 3M UTILE O
P960615 00001	KIT PROFILI VISTA SL 4.4M UTILE N
P960615 00002	KIT PROFILI VISTA SL 4.4M UTILE O
P960616 00001	KIT PROFILI VISTA SL 6M UTILE N
P960616 00002	KIT PROFILI VISTA SL 6M UTILE O



VISTA TL assembly kits

Code	Name
P960610 00002	KIT MONTAGGIO VISTA TL 2 ANTE
P960611 00002	KIT MONTAGGIO VISTA TL 4 ANTE
P960613 00001	KIT PROFILI VISTA TL 4,7M N
P960613 00002	KIT PROFILI VISTA TL 4,7M O
P960612 00001	KIT PROFILI VISTA TL 6,8M N
P960612 00002	KIT PROFILI VISTA TL 6,8M O
D191116	CINGHIA DENTATA GOMMA RPP8-10 ANTIS. 30M

PPA gripper assembly kit

Code	Name
P111522 00001	KIT PPA 10
P111522 00002	KIT PPA 12

Elastic system assembly kit

Code	Name
N733534	ELA SL 24.B KIT
N733535	ELA SLC 24.B KIT



PRV20

Complete range of 20mm thick profiles for fixed and movable wings

	Code	Name	Description
	P111618	PRV BR.47	Small brush 14mm. L= 2.5m, 20 pcs
	P111619	PRV GK.24	Semifixed wing rabbet seal, 250 m
	P111631 00002	PRV 20.020	Low upright L= 5.10m, 8pcs, 12Kg. Anodised.
	P111641	PRV GK.12	Profile rabbet seal, 75m
	P111647	PRV 20.A18	Floor guide, 1pc
	P111620	PRV BR.26	Narrow soft brush, 175 m
	P111621	PRV BR.27	Wide soft brush, 450 m
	P111622	PRV GK.28	Sliding wing rabbet seal, 50 m
	P111623	PRV GK.02	Type 2 glass stop seal, 400 m
	P111624	PRV GK.03	Type 3 glass stop seal, 150 m
	P111625	PRV GK.06	Type 6 glass stop seal, 250 m
	P111626	PRV GK.07	Type 7 glass stop seal, 250 m
	P111630 00002	PRV 20.010	Upright L= 5.10m, 4pcs, 7.4Kg. Anodised.
	P111632 00002	PRV 20.030	Strip L= 5.10m, 5pcs, 20.4Kg. Anodised.
	P111633 00002	PRV 20.040	Crosspiece L= 5.10m, 4pcs, 19.3Kg. Anodised.
	P111635 00002	PRV 20.060	Fixed adapter L= 5.10m, 6pcs, 9.7Kg
	P111636 00002	PRV 20.070	"L" fixed L= 5.10m, 12pcs, 15.2Kg. Anodised.
	P111637 00002	PRV 20.080	Photocell holder L= 5.10m, 6pcs, 18Kg. Anodised.
	P111638 00002	PRV 20.090	Labyrinth L= 5.10m, 8pcs, 14.9Kg. Anodised.
	P111639 00002	PRV 20.100	Guide rail L= 5.10m, 6pcs, 8.9Kg. Anodised.
	P111642	PRV BR.13	Small brush 10mm, 20pcs
	P111643	PRV GK.14	Stopping seal, 100m
	P111644	PRV GK.15	Type A glass stop sea, 90m
	P111645	PRV 20.A16	Fixed wing accessories kit, 20pcs
	P111646	PRV 20.A17	Sliding wing accessories kit, 20pcs
	P111648	PRV 20GD.19	Telescopic floor guide, 1pc



	P111649	PRV 20GD.20	Glass separation strip accessories kit, 20pcs
	P111650	PRV 20.A21	Plate for fixing strip in corridor, 1pc
	P111651	PRV 20.A22	Plate for fixing strip to wall, 1pc
	P111690 00002	PRV 20.110	Strip L= 6.82m, 2pcs, 36.2Kg. Anodised.
	P111692 00002	PRV 20.120	"U" profile 25X25X2 L=6M, 2pcs, 4Kg. Anodised.
	P111693 00002	PRV 20.130	"L" profile 40X40X2 L=6M, 2pcs, 6Kg. Anodised.
	P111694 00002	PRV 20.140	Tube 40X20X2 L=6.5M, 2pcs, 8Kg
	P111710	PRV 20.A23	Hex socket screw M5X16 8.8 500PCS, 500pcs
	P111711	PRV 20.A24	Hex socket countersunk flathead cap screw M5X12 10.9 100PCS, 100pcs
	P111712	PRV GK.09	Type 9 glass stop seal, 180m
	P960619 00002	KIT PRV20	Complete set of PRV20 series profile to assemble up to about 10 wings












PRV40

Complete range of 40mm thick profiles for fixed and movable wings

	Code	Name	Description
	P111600 00002	PRV 40.010	Sliding wing upright L= 5.1 m, 2pcs, 8.6Kg. Anodised.
	P111601 00002	PRV 40.020	Sliding wing bottom crosspiece L= 5.1, 4pcs, 26Kg. Anodised.
	P111602 00002	PRV 40.030	Automation adapter L= 5.1 m, 4pcs, 13.5Kg
	P111603 00002	PRV 40.040	Fake upright on wall L= 5.1 m, 4pcs, 7.8Kg. Anodised.
	P111604 00002	PRV 40.050	Airtight labyrinth L= 5.1 m, 4pcs, 12.7Kg. Anodised.
	P111605 00002	PRV 40.060	Fanlight closing piece L= 5.1 m, 8pcs, 15.7Kg. Anodised.
	P111606 00002	PRV 40.070	Cap for uprights. L= 5.1 m, 20pcs, 13.1Kg. Anodised.
	P111608 00002	PRV 40.090	Standard trim. L= 6.82 m, 4pcs, 23.1Kg. Anodised.
	P111609 00002	PRV 40.110	Sliding wing guide. L= 5.1 m, 12pcs, 19.3Kg
	P111611 00002	PRV 40.130	Profile for fanlight. L= 6.82, 2pcs, 30.6Kg. Anodised.
	P111612 00002	PRV 40.140	Small vert glass stop L= 6.5 m, 8pcs, 14.2Kg. Anodised.
	P111613 00002	PRV 40.150	Med vert glass stop L= 6.5 m, 8pcs, 13.8Kg. Anodised.
	P111614 00002	PRV 40.160	Large vert glass stop L= 6.5 m, 8pcs, 14.8Kg. Anodised.
	P111615 00002	PRV 40.310	Small horiz glass stop L= 6.5 m, 8pcs, 14.2Kg. Anodised.
	P111616 00002	PRV 40.320	Med horiz glass stop L= 6.5 m, 8pcs, 13.8Kg. Anodised.
	P111617 00002	PRV 40.330	Large horiz glass stop L= 6.5 m, 8pcs, 14.8Kg. Anodised.
	P111627	PRV 40GD.70	Low friction floor guide, 1pc
	P111628	PRV 40GD.78	Low friction floor guide for telesc wing, 1pc
	P111691 00002	PRV 40.170	"U" profile 30x45x30x2, 4pcs, 14.7Kg. Anodised.
	P111696	PRV 40.A39	Profile rectangular insert, 8pcs
	P111697	PRV 40.A40	Carr/profile hex insert, 40pcs
	P111698	PRV 40.A38	Frame spacer exten. 2.5mm, 200pcs
	P111699	PRV 40.A49	Universal coupling, 100pcs
	P111700	PRV 40.A50	Upright add. external bracket, 40pcs



	P111701	PRV 40.A52	Trim add. external bracket, 40pcs
	P111702	PRV 40.A55	Frame aligning spacer 12mm, 80pcs
	P111703	PRV 40.A72	45° joint aligning bracket, 200pcs
	P111704	PRV 40.A73	Glass ass. spacer kit 30pcs, 100pcs
	P111705	PRV 40.A75	Prof carriage fixing screw M8x16hex, 200pcs
	P111706	PRV 40.A76	Screw for fixing prof to crosspiece M6x8 panhead, 500pcs
	P111707	PRV 40.A77	90° prof ass. screw Self-thr 4.8x32, 500pcs
	P111708	PRV 40.A79	Guide/labyr. fixing screw 2.9x19, 200pcs
	P111709	PRV 40.A80	Hex socket countersunk flathead cap screw M6X12 ZN+ES 100PCS, 100pcs
	P960620 00002	KIT PRV40	Complete set of PRV40 series profiles to assemble up to about 10 wings

Product accessories




PPA 10 108	P111159 00002	Clamp for supporting all-glass doors, thickness 10 mm, for VISTA 108
PPA 10 109	P111159 00003	Clamp for supporting all-glass doors, thickness 10 mm, for VISTA 109
PPA 10 110	P111159 00004	Clamp for supporting all-glass doors, thickness 10 mm, for VISTA 110
PPA 10 111	P111159 00005	Clamp for supporting all-glass doors, thickness 10 mm, for VISTA 111
PPA 10 112	P111159 00006	Clamp for supporting all-glass doors, thickness 10 mm, for VISTA 112
PPA 10 113	P111159 00007	Clamp for supporting all-glass doors, thickness 10 mm, for VISTA 113
PPA 10 114	P111159 00008	Clamp for supporting all-glass doors, thickness 10 mm, for VISTA 114
PPA 10 115	P111159 00009	Clamp for supporting all-glass doors, thickness 10 mm, for VISTA 115
PPA 10 116	P111159 00010	Clamp for supporting all-glass doors, thickness 10 mm, for VISTA 116
PPA 10 121	P111159 00013	Clamp for supporting all-glass doors, thickness 10 mm, for VISTA 121
PPA 10 208	P111159 00016	Clamp for supporting all-glass doors, thickness 10 mm, for VISTA 208
PPA 10 211	P111159 00019	Clamp for supporting all-glass doors, thickness 10 mm, for VISTA 211
PPA 10 212	P111159 00020	Clamp for supporting all-glass doors, thickness 10 mm, for VISTA 212
PPA 10 213	P111159 00021	Clamp for supporting all-glass doors, thickness 10 mm, for VISTA 213
PPA 10 214	P111159 00022	Clamp for supporting all-glass doors, thickness 10 mm, for VISTA 214
PPA 10 215	P111159 00023	Clamp for supporting all-glass doors, thickness 10 mm, for VISTA 215
PPA 10 216	P111159 00024	Clamp for supporting all-glass doors, thickness 10 mm, for VISTA 216
PPA 10 217	P111159 00025	Clamp for supporting all-glass doors, thickness 10 mm, for VISTA 217
PPA 10 219	P111159 00026	Clamp for supporting all-glass doors, thickness 10 mm, for VISTA 219
PPA 10 221	P111159 00027	Clamp for supporting all-glass doors, thickness 10 mm, for VISTA 221
PPA 10 223	P111159 00028	Clamp for supporting all-glass doors, thickness 10 mm, for VISTA 223
PPA 10 225	P111159 00029	Clamp for supporting all-glass doors, thickness 10 mm, for VISTA 225
PPA 10 227	P111159 00030	Clamp for supporting all-glass doors, thickness 10 mm, for VISTA 227
PPA 10 229	P111159 00031	Clamp for supporting all-glass doors, thickness 10 mm, for VISTA 229
PPA 12 110	P111159 00066	Clamp for supporting all-glass doors, thickness 12 mm, for VISTA 110
PPA 12 111	P111159 00067	Clamp for supporting all-glass doors, thickness 12 mm, for VISTA 111
PPA 12 112	P111159 00068	Clamp for supporting all-glass doors, thickness 12 mm, for VISTA 112
PPA 12 113	P111159 00069	Clamp for supporting all-glass doors, thickness 12 mm, for VISTA 113
PPA 12 115	P111159 00071	Clamp for supporting all-glass doors, thickness 12 mm, for VISTA 115
PPA 12 119	P111159 00074	Clamp for supporting all-glass doors, thickness 12 mm, for VISTA 119
PPA 12 123	P111159 00076	Clamp for supporting all-glass doors, thickness 12 mm, for VISTA 123
PPA 12 211	P111159 00081	Clamp for supporting all-glass doors, thickness 12 mm, for VISTA 211
PPA 12 213	P111159 00083	Clamp for supporting all-glass doors, thickness 12 mm, for VISTA 213
PPA 12 215	P111159 00085	Clamp for supporting all-glass doors, thickness 12 mm, for VISTA 215
PPA 12 217	P111159 00087	Clamp for supporting all-glass doors, thickness 12 mm, for VISTA 217
PPA 12 219	P111159 00088	Clamp for supporting all-glass doors, thickness 12 mm, for VISTA 219
PPA 12 221	P111159 00089	Clamp for supporting all-glass doors, thickness 12 mm, for VISTA 221
PPA 12 223	P111159 00090	Clamp for supporting all-glass doors, thickness 12 mm, for VISTA 223
PPA 12 225	P111159 00091	Clamp for supporting all-glass doors, thickness 12 mm, for VISTA 225
PPA 12 229	P111159 00093	Clamp for supporting all-glass doors, thickness 12 mm, for VISTA 229
KIT PPA 10	P111522 00001	Profile clamp kit for glass leaves 10mm. Allows the fitting of approx. 6 clamps for leaves of width 1000mm
KIT PPA 12	P111522 00002	Profile clamp kit for glass leaves 12mm. Allows the fitting of approx. 6 clamps for leaves of width 1000mm
ELA SL 24.B KIT	N733534	Kit for assembly of 5 elastic mechanical safety opening systems (according to CO48) for Vista SL. For laboratory use.
ELA SLC 24.B KIT	N733535	Kit for assembly of 5 elastic mechanical safety opening systems (according to CO48) for Vista SLC. For laboratory use.



Roll-up door automation systems

Guide to choosing

Shaft diameter	Spring holder diameter	Maximum torque	Operator	PLUS
60mm	200mm	130Nm	WIND RMB 130B 200-230	Adapters for spring holders and shaft included in pack
		130Nm	KIT WIND RMB 130B 200-230 EF UP	Adapters for spring holders and shaft included in pack
		170Nm	WIND RMB 170B 200-230	Adapters for spring holders and shaft included in pack
		170Nm	WIND RMB 170B 200-230 EF	Adapters for spring holders and shaft included in pack
		357Nm	WIND RMB 350B 200-230 EF	Adapters for spring holders and shaft included in pack
101mm	240mm	235Nm	WIND RMC 235B 240-230	Adapters for spring holders and shaft included in pack
		235Nm	WIND RMC 235B 240-230 EF	Adapters for spring holders and shaft included in pack
		445Nm	WIND RMC 445B 240-230 EF	Adapters for spring holders and shaft included in pack



A	Operator
B	Control unit
D	Receiver
E	Photocell
L	Control devices
N	Junction box
— (Green)	3x1.5
— (Yellow)	2x1
— (Purple)	9x0.5
— (Pink)	14x0.5

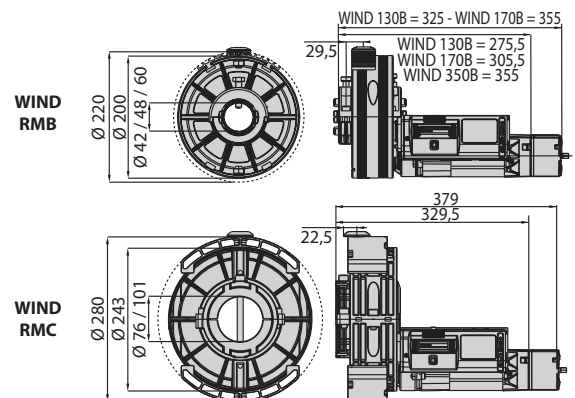


WIND RM | |

Code	Name	Description
P910041 00002	WIND RMB 130B 200-230	Operator for shutters with spring holder pulley diam. 200 mm. Max. torque 130 Nm and absorbed power 400 W. Reversible.
P910042 00002	WIND RMB 130B 200-230 EF	Operator for shutters with spring holder pulley diam. 200 mm. Max. torque 130 Nm and absorbed power 400 W. Release with steel cable and knob for electric brake.
P910043 00002	WIND RMB 170B 200-230	Operator for shutters with spring holder pulley diam. 200 mm. Max. torque 170 Nm and absorbed power 600 W. Reversible.
P910044 00002	WIND RMB 170B 200-230 EF	Operator for shutters with spring holder pulley diam. 200 mm. Max. torque 170 Nm and absorbed power 600 W. Release with steel cable and knob for electric brake.
P910046 00002	WIND RMB 350B 200-230 EF	Operator for shutters with spring holder pulley diam. 200 mm. Max. torque 357 Nm and absorbed power 1200 W. release with steel cable and knob for electric brake.
P910038 00002	WIND RMC 235B 240-230	Operator for shutters with spring holder pulley diam. 240 mm. Max. torque 235 Nm and absorbed power 600 W. Reversible.
P910039 00002	WIND RMC 235B 240-230 EF	Operator for shutters with spring holder pulley diam. 240 mm. Max. torque 235 Nm and absorbed power 600 W. Release with steel cable and knob for electric brake.
P910040 00002	WIND RMC 445B 240-230 EF	Operator for shutters with spring holder pulley diam. 240 mm. Max. torque 445 Nm and absorbed power 1200 W. release with steel cable and knob for electric brake.
R965004 00001	KIT WIND RMB 130B 200-230 EF AUTO	Kit containing operator for shutters with spring holder pulley diam. 200mm. Max torque 130Nm and power input 400W. Release with steel cable and knob for electric brake. Control unit, photocells and flashing light, wall safe for release.
R965004 00002	KIT WIND RMB 130B 200-230 EF UP	Kit containing operator for shutters with spring holder pulley diam. 200/220mm. Max torque 130Nm and power input 400W. Release with steel cable and knob for electric brake. Wall safe for release.











	WIND RMB 130B 200-230	WIND RMB 170B 200-230	WIND RMB 350B 200-230 EF	WIND RMC 235B 240-230	WIND RMC 445B 240-230 EF
Shaft diameter	60 mm			101 mm	
Spring holder diameter	200 mm			240 mm	
Control unit	ELBA/ELBA BU				
Power supply	230 V	230 V	230 V	230 V	230 V
Maximum torque	130 Nm	170 Nm	357 Nm	235 Nm	445 Nm
Rotation speed	10 rpm	10 rpm	10 rpm	8 rpm	8 rpm
Type of limit switch	electromechanical				
Impact reaction	no				
Environmental conditions	from -10 °C to 50 °C				
Protection rating	IP 20				

Dimensions




Accessories

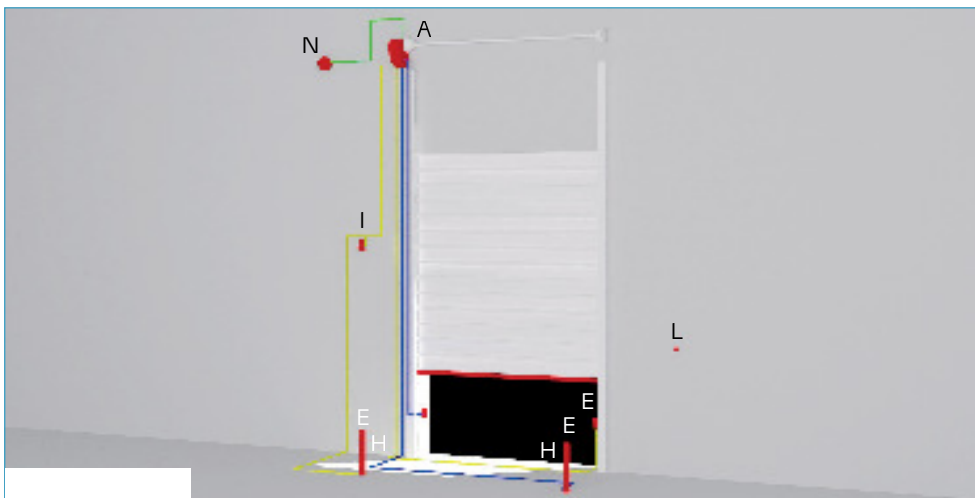
	Code	Name	Description
	D113717 00002	ELBA BU	Control panel, max 230V, for roller shutters or roll-up doors
	D113748 00002	RADIUS B LTA 230 R1	Flashing light with incorporated antenna for motors with power supply 230 V.
	D113749 00002	RADIUS B LTA 230 R2	Flashing light without incorporated antenna for motors with power supply 230 V.
	D831081	CMS	Sign
	P111526	DESME A15	Pair of self-aligning photocells. Range 30 m. Power supply 24 V ac/dc.
	P123025	B 00 R02	Wall mounting for B LTA series flashing beacons
	P121023	Q.BO KEY WM AV	Vandalproof key selector with double contact, for outdoor use. Metal structure.
	P121024	Q.BO TOUCH	Wireless digital touch button panel 433Mhz rolling code.
	N574039	BOX	Wall-mounted safe for steel cable release and electric control
	N999510	X EF1	Electric brake for Wind Rmc and Rmb 230V



Automation systems for industrial sectional doors and folding doors

Guide to choosing

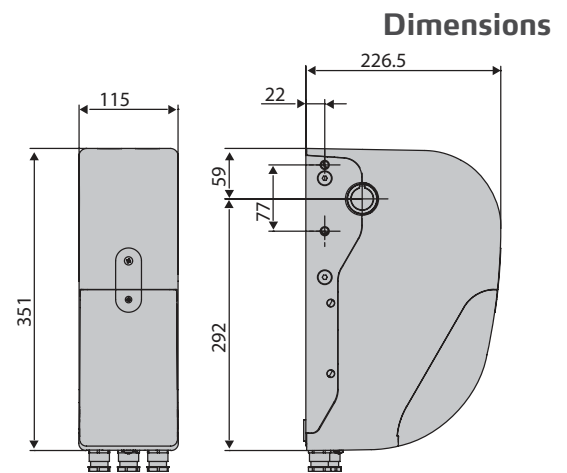
Operator type	Door surface area	Voltage	Operator	PLUS
industrial folding doors	-	24V	IGEA LB BT	D-Track
		230V	IGEA LB	Electric clutch
	2.4m ²	230V	FORB R	Hydraulic slowdown
		230V	FORB ERSA	Hydraulic slowdown
	6m ²	230V	FORB	Anti-crushing
industrial sectional doors	20m ²	24V	ARGO	Built-in courtesy light
		230V	PEGASO BCJA620L01	Chain release
		230V	PEGASO BCJA620L11	Chain release
	25m ²	230V	PEGASO BCJA625L01	Chain release
		230V	PEGASO BCJA625L11	Chain release
		230V	PEGASO BCJA625L02	Double cable release
		230V	PEGASO BCJA625L12	Double cable release
	35m ²	24V	ARGO G	doors up to 35 sq.m
	45m ²	400V	PEGASO BCJA645W11	Intensive
		400V	PEGASO BCJA645W01	Intensive
400V		PEGASO BCJA645W02	Intensive	



A	Operator
B	Control unit
D	Receiver
E	Photocell
G	Sensitive edge
H	Post
I	Flashing Beacon
L	Control system (key selector switch, keypad, badge reader)
N	Junction box
	2x1.5
	6x1
	3x1.5
	RG 58
	5x1
	2x1
	4x2.5

	Code	Name	Description	
	P925202 00001	ARGO	Operator for industrial sectional doors with maximum torque of 55 Nm and duty intensive. Maximum door surface area door 20 m ² .	 d-track
	P925206 00002	ARGO G	Operator for industrial sectional doors with maximum torque of 80 Nm and duty intensive. Maximum door surface area door 35 m ² .	 d-track

	ARGO	ARGO G
Door surface area	20 m ²	35 m ²
Max torque	55 Nm	80 Nm
Max speed	30 rpm	18 rpm
Control unit	VENERE D ARGO	VENERE D ARGO G
Manual cycle	non reversing	non reversing
Motor power supply	24 V	24 V
Power input	240 W	240 W
Output revolutions	30 rpm	18 rpm
Type of limit switch	absolute encoder	
Slowdown	yes	yes
Impact reaction	d-track	
Locking	mechanical	mechanical
Release	cord or steel cable	steel cable
Frequency of use	intensive	intensive
Environmental conditions	from -15 °C to 55 °C	
Protection rating	IP40	



Accessories

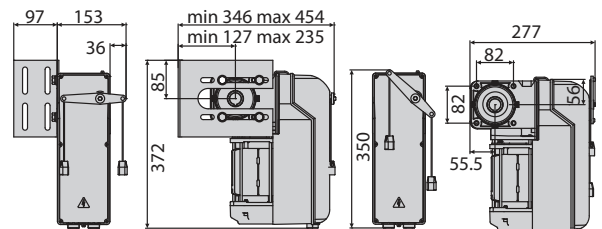
	Code	Name	Description
	N574039	BOX	Wall-mounted safe for steel cable release and electric control
	N733421	RCA	Lever release for ARGO and IGEA LB with steel cable l=3.5m RCA
	N733422	RCAL	Lever release for ARGO and IGEA LB with steel cable l=7m RCAL
	N999592	CKK	Pack of mounting tabs for ARGO and ARGO G
	P111528	THEA A15 O.PF	Pair of orientable photocells with integrated flashing beacon Beam can be oriented 40° horizontally and 10° vertically. Synchronised infrared signal to avoid any possibility of accidental dazzling. Range 30 m. Power supply 24 V ac/dc. For external application.
	P125005	BT BAT	Set of backup batteries for LIBRA C MA, LIBRA C LX, HYDRA N, ARGO

PEGASO B CJA |















Code	Name	Description
R965001 00003	KIT PEGASO C UP TRI	Electromechanical operator for industrial sectional doors of maximum surface area 45 m ² and intensive use. Power supply 400 V. max speed 24 rpm. max torque 100 Nm. chain release. IP54
R965002 00002	KIT PEGASO C UP	Electromechanical operator for industrial sectional doors of maximum surface area 20 m ² and semi-intensive use. Power supply 230 V. max speed 33 rpm. max torque 50 Nm. chain release. IP54
P925205 00003	PEGASO BCJA620L01	Electromechanical operator for industrial sectional doors of maximum surface area 20 m ² and semi-intensive use. Power supply 230 V. max speed 33 rpm. max torque 50 Nm. chain release. IP54
P925205 00004	PEGASO BCJA620L11	Electromechanical operator for industrial sectional doors of maximum surface area 20 m ² and semi-intensive use. Power supply 230 V. max speed 33 rpm. max torque 50 Nm. chain release. IP54
P925203 00004	PEGASO BCJA625L01	Electromechanical operator for industrial sectional doors of maximum surface area 25 m ² and semi-intensive use. Power supply 230 V. max speed 24 rpm. max torque 70 Nm. chain release. IP54
P925204 00004	PEGASO BCJA625L02	Electromechanical operator for industrial sectional doors of maximum surface area 25 m ² and semi-intensive use. Power supply 230 V. max speed 24 rpm. max torque 70 Nm. double cable release. IP55
P925203 00006	PEGASO BCJA625L11	Electromechanical operator for industrial sectional doors of maximum surface area 25 m ² and semi-intensive use. Power supply 230 V. max speed 24 rpm. max torque 70 Nm. chain release. IP54
P925204 00006	PEGASO BCJA625L12	Electromechanical operator for industrial sectional doors of maximum surface area 25 m ² and semi-intensive use. Power supply 230 V. max speed 24 rpm. max torque 70 Nm. double cable release. IP55
P925203 00005	PEGASO BCJA645W01	Electromechanical operator for industrial sectional doors of maximum surface area 45 m ² and intensive use. Power supply 400 V. max speed 24 rpm. max torque 100 Nm. chain release. IP54
P925204 00005	PEGASO BCJA645W02	Electromechanical operator for industrial sectional doors of maximum surface area 45 m ² and intensive use. Power supply 400 V. max speed 24 rpm. max torque 100 Nm. double cable release. IP55
P925203 00007	PEGASO BCJA645W11	Electromechanical operator for industrial sectional doors of maximum surface area 45 m ² and intensive use. Power supply 400 V. max speed 24 rpm. max torque 100 Nm. chain release. IP54



	PEGASO BCJA
Shaft diameter	25.4 mm
Travel	18 giri
Type of limit switch	encoder
Locking	mechanical
Environmental conditions	from -10 °C to 50 °C

Dimensions


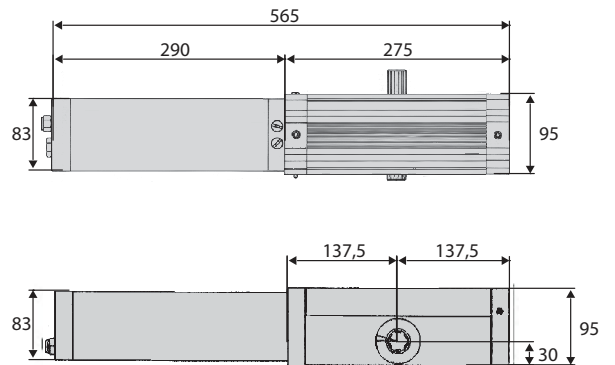
Accessories

	Code	Name	Description
	D113767 00002	LEO B CBB L01	Control board for PEGASO CJA single phase operators
	D113768 00002	LEO B CBB W01	Control board for PEGASO CJA three-phase operators
	D121624	PEGASO UP CONTROL 5	Cable with pre-wired OPEN - STOP - CLOSE keypad for PEGASO UP operators. For adjusting motor limit switches from floor level. Length 5 m
	D121625	PEGASO UP CONTROL 10	Cable with pre-wired OPEN - STOP - CLOSE keypad for PEGASO UP operators. For adjusting motor limit switches from floor level. Length 10 m
	D121631	PEGASO CABLE MONO	Pre-wired power supply cable for PEGASO single phase operators. Length 1 m
	D121632	PEGASO CABLE TRI	Pre-wired power supply cable for PEGASO three-phase operators. Length 1 m
	D121674	PEGASO CABLE ENC 5	Pre-wired connection cable between operator and external control unit for the management of encoder. Length 5m
	D121675	PEGASO CABLE ENC 10	Pre-wired connection cable between operator and external control unit for the management of encoder. Length 10m
	D121679	PEGASO CABLE AUTO 5M	Pre-wired connection cable between PEG INT and external control unit electric power supply Length 5 m
	D121680	PEGASO CABLE AUTO 10M	Pre-wired connection cable between PEG INT and external control unit electric power supply Length 10 m
	N733121	SFZ	Additional fixing bracket kit. To be used on chain drive installations.
	N733148	COR 30	Z30 gear kit complete with accessories for industrial sectional doors, for 1" (25.4 mm) shafts
	N733149	COR 40	Z40 gear kit complete with accessories for industrial sectional doors, for 1" (25.4 mm) shafts
	N733336	PIG 14/ULISSE S	Z14 pinion gear for industrial sectional doors, for 1" (25.4 mm) shafts
	N733337	PIG 30/ULISSE S	Z30 pinion gear for industrial sectional doors, for 1" (25.4 mm) shafts
	N733338	PIG 12/ULISSE S	Z12 pinion gear for industrial sectional doors, for 1" (25.4 mm) shafts
	N733339	PIG 18/ULISSE S	Z18 pinion gear for industrial sectional doors, for 1" (25.4 mm) shafts
	N733449	PEGASO ADA	PEGASO ADA adapter for installation on doors with 1 1/4 shaft
	N999468	PEG CCP	Extension for PEGASO C operators release chain. Length 4 m

FORB | |


Code	Name	Description
P935017 00001	FORB	Hydraulic operator for industrial folding doors (maximum two panels) of maximum surface area 6 m ² and very intensive use.
P935019 00001	FORB R	Hydraulic operator for industrial folding doors (maximum two panels) of maximum surface area 2.4 m ² and very intensive use.
P935038 00001	FORB ERSA	Hydraulic operator for industrial folding doors (maximum two panels) of maximum surface area 2.4 m ² and very intensive use.

	FORB	FORB R	FORB ERSA
Power supply	230 V	230 V	230 V
Power input	250 W	250 W	250 W
Opening or closing time	25 sec	13+slowdown sec	13+slowdown sec
Slowdown	no	yes	yes
Impact reaction	sure-safe anti-crushing system with 2 bypass valves		
Locking	hydraulic	hydraulic	hydraulic
Release	lever or steel cable	lever or steel cable	lever or steel cable
Frequency of use	very intensive	very intensive	very intensive
Environmental conditions	from -15 °C to 60 °C		
Protection rating	IP57		IP20

Dimensions

Accessories

	Code	Name	Description
	D113693 00003	RIGEL 5	Universal control panel for one or two 230V operators - 600+600W
	N733020	SEB	External key release for BERMA, FORB, IGEA LB and IGEA LB BTi

IGEA LB

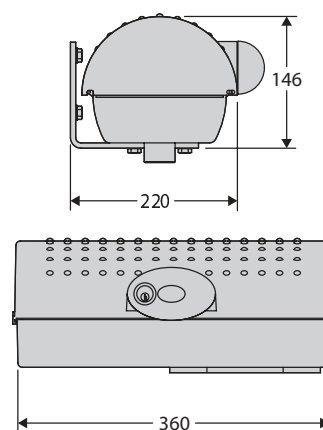






Code	Name	Description
P935072 00002	IGEA LB BT	Electromechanical operator for industrial folding doors (max. two panels) with panel length 2 m. door weight 250 kg and use semi-intensive.
P935077 00001	IGEA LB	Electromechanical operator for industrial folding doors (max. two panels) with panel length 2 m. door weight 250 kg and use semi-intensive.

	IGEA LB BT	IGEA LB
Control unit	THALIA	ALTAIR P
Motor power supply	24 V	230 V
Type of limit switch	electric	
Slowdown	yes	no
Impact reaction	d-track	electric clutch
Locking	mechanical	mechanical
Release	external accessory with personal key	external accessory with personal key
Frequency of use	semi-intensive	semi-intensive
Max torque	300 Nm	320 Nm
Environmental conditions	from -15 °C to 60 °C	
Protection rating	IP4X	

Dimensions

Accessories

	Code	Name	Description
	D113703 00002	ALTAIR P	ALTAIR P control panel
	D113745 00002	THALIA	Control panel for one or two 24V operators for swing gates
	N733020	SEB	External key release for BERMA, FORB, IGEA LB and IGEA LB BT

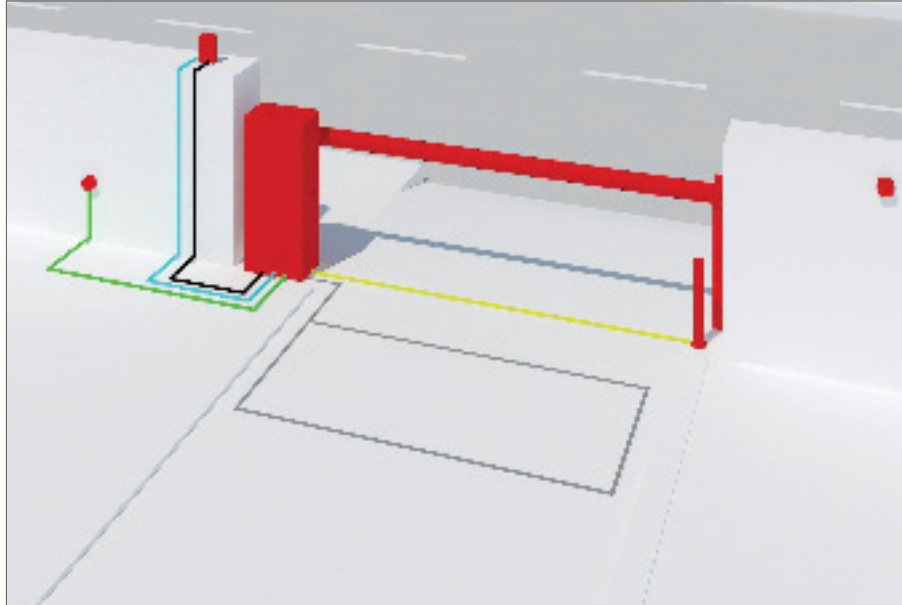
Road barriers

Guide to choosing

Useful passage	Voltage	Frequency of use	Operator	PLUS
from 1.7 to 3m	230V	Very intensive	MAXIMA 30	Fast barrier
from 1.7 to 5m		Continuous	MAXIMA ULTRA 35 SM	Three-phase motor and Inverter
from 4 to 6.4m		Intensive	MAXIMA 60	Intensive barrier
from 4 to 8m		Very intensive	MAXIMA ULTRA 68 SM	Three-phase motor and Inverter
from 6.5 to 8m		Intensive	MAXIMA 80	Wide useful passage
3m	24V	Intensive	GIOTTO 30 BT	Control unit with display and receiver in head
		Intensive	GIOTTO 30 BT RAL	Control unit with display and receiver in head
		Intensive	GIOTTO BT A 30 U 230V50	U-Link control unit with display and receiver in head
		Intensive	GIOTTO BT A 30 U 230V50 RAL PERS	U-Link control unit with display and receiver in head
		Very intensive	GIOTTO 30S BT	Control unit with display and receiver in head
		Very intensive	GIOTTO 30S BT RAL	Control unit with display and receiver in head
		Very intensive	GIOTTO 30S BT 120	Control unit with display and receiver in head
		Very intensive	GIOTTO 30S BT 120 RAL	Control unit with display and receiver in head
		Very intensive	GIOTTO BT A 30S U 230V50	U-Link control unit with display and receiver in head
		Very intensive	GIOTTO BT A 30S U 230V50 RAL PERS	U-Link control unit with display and receiver in head
	230V	Semi-intensive	MOOVI 30	Control unit with display and built-in receiver
		Semi-intensive	MOOVI 30 RAL	Control unit with display and built-in receiver
		Semi-intensive	MOOVI 30 RMM	Control unit with display and built-in receiver
		Semi-intensive	MOOVI 30 RMM RAL	Control unit with display and built-in receiver
		Semi-intensive	MOOVI 30S	Rapid barrier
		Semi-intensive	MOOVI 30S RAL	Rapid barrier
		Semi-intensive	MOOVI 30S INOX	Rapid barrier
6m	24V	Intensive	MICHELANGELO BT A 60 U	Control unit with Ulink, display and receiver in head
		Intensive	MICHELANGELO BT A 60 U RAL	Control unit with Ulink, display and receiver in head
		Intensive	MICHELANGELO BT A 60 U 120	Control unit with Ulink, display and receiver in head
		Intensive	MICHELANGELO BT A 60 U 120 RAL	Control unit with Ulink, display and receiver in head
		Intensive	GIOTTO 60 BT	Control unit with display and receiver in head
		Intensive	GIOTTO 60 BT RAL	Control unit with display and receiver in head
		Intensive	GIOTTO BT A 60 U 230V50	U-Link control unit with display and receiver in head
		Intensive	GIOTTO BT A 60 U 230V50 RAL PERS	U-Link control unit with display and receiver in head
		Very intensive	GIOTTO 60S BT	Control unit with display and receiver in head
6m	24V	Very intensive	GIOTTO 60S BT RAL	Control unit with display and receiver in head
		Very intensive	GIOTTO 60S BT 120	Control unit with display and receiver in head
		Very intensive	GIOTTO 60S BT 120 RAL	Control unit with display and receiver in head
		Very intensive	GIOTTO BT A 60S U 230V50	U-Link control unit with display and receiver in head
		Very intensive	GIOTTO BT A 60S U 230V50 RAL PERS	U-Link control unit with display and receiver in head
		Very intensive	GIOTTO BT A 60S U 120V60	U-Link control unit with display and receiver in head
	230V	Very intensive	GIOTTO BT A 60S U 120V60 RAL PERS	U-Link control unit with display and receiver in head
		Semi-intensive	MOOVI 60	Control unit with display and built-in receiver
		Semi-intensive	MOOVI 60 RAL	Control unit with display and built-in receiver
		Semi-intensive	MOOVI 60 RMM	Control unit with display and built-in receiver
8m	24V	Semi-intensive	MOOVI 60 RMM RAL	Control unit with display and built-in receiver
		Semi-intensive	MOOVI 60RMM INOX	Control unit with display and built-in receiver
		Intensive	MICHELANGELO BT A 80 U	Control unit with Ulink, display and receiver in head
		Intensive	MICHELANGELO BT A 80 U RAL	Control unit with Ulink, display and receiver in head
		Intensive	MICHELANGELO BT A 80 U 120	Control unit with Ulink, display and receiver in head
Intensive	MICHELANGELO BT A 80 U 120 RAL	Control unit with Ulink, display and receiver in head		



16m	-	Intensive	TWIN OFF LIGHT	Fixed operator with traffic light
		Intensive	TWIN-OFF	Fixed operator
	24V	Intensive	TWIN ON LIGHT	Intensive use. maximum useful passage . Cap with traffic light
		Intensive	TWIN-ON	Intensive use. maximum useful passage .



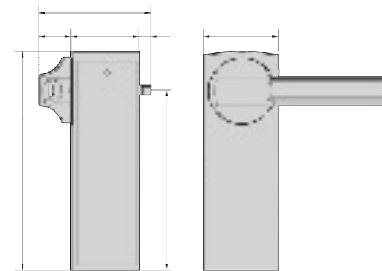
A	Operator
B	Control unit
C	Backup Batteries
D	Receiver
E	Photocell
H	Post
I	Flashing Beacon
L	Control system (key selector switch, keypad, badge reader)
N	Junction box
R	Magnetic loop detector
T	Boom
	2x1.5
	3x1.5
	RG 58
	2x1
	13x1



MAXIMA ULTRA | | |

	Code	Name	Description	
	P940073 00002	MAXIMA ULTRA 35 SM	Electromechanical barrier 230 V with three-phase induction motor and inverter, allows 20,000 (up to 3m), 5,000 (up to 5m) Op/gg. Opening time with slowdown opening and closing. Max. bar length: 8 m. Version without spring	U-Link
	P940074 00002	MAXIMA ULTRA 68 SM	Electromechanical barrier 230 V with three-phase induction motor and inverter, allows 3000 Op/gg. Opening time with slowdown opening and closing. Max. bar length: 8 m. Version without spring	U-Link

	MAXIMA ULTRA 35 SM	MAXIMA ULTRA 68 SM
Useful passage	from 1.7 to 5 m	from 4 to 8 m
Control unit	CSB-XT	
Motor type	three-phase asynchronous	three-phase asynchronous
Gear unit type	in oil bath	in oil bath
Inverter	yes	yes
Motor power supply	230 V	230 V
Slowdown	opening and closing	opening and closing
Impact reaction	encoder	
Locking	mechanical	mechanical
Release	inside the structure	inside the structure
Frequency of use	20,000 (up to 3m), 5,000 (up to 5m) Op/gg	3000 Op/gg
MCBF (Mean Cycles Between Failures)	5000000 Op	2000000 Op
Environmental conditions	from -30 °C to 60 °C	
Protection rating	IP65	




















Dimensions


	a	b	c	d	e	f	g
MAXIMA 30 / MAXIMA ULTRA 35	1110	120	320	40	480	950	280
MAXIMA ULTRA 35 SM							
MAXIMA 60 / MAXIMA 80	1155	170	360	60	590	950	400
MAXIMA ULTRA 68 / MAXIMA ULTRA 68 SM							

Accessories

	Code	Name	Description
	P120056	MLR2.5	Red spring - MAXIMA Ultra 35 Ref. spring table
	P120057	MLB3	Blue spring - MAXIMA Ultra 35 Ref. spring table
	P120058	MLV5	Green spring - MAXIMA Ultra 35 Ref. spring table
	P120059	MLC7.5	White spring - MAXIMA Ultra 68. Ref. spring table
	P120060	MLC9	Yellow spring - Maxima Ultra 68. Ref. spring table
	P120061	MLC9.5	Violet spring - Maxima Ultra 68. Ref. spring table
	P120036 00001	ATM25	Aluminium bar L=2.5 m with drop-shaped profile and red reflectors. Lights and rubber protection not included. Completely protected by new polystyrene packaging.
	P120036 00002	ATM30	Aluminium bar L=3 m with drop-shaped profile and red reflectors. Lights and rubber protection not included. Completely protected by new polystyrene packaging.
	P120036 00003	ATM40	Aluminium bar L=4 m with drop-shaped profile and red reflectors. Lights and rubber protection not included. Completely protected by new polystyrene packaging
	P120036 00004	ATM50	Aluminium bar L=5 m with drop-shaped profile and red reflectors. Lights and rubber protection not included. Completely protected by new polystyrene packaging.
	P120041	ATML60	Aluminium bar L= 6m ø 92 mm. Lights and rubber not included. Completely protected by new polystyrene packaging.
	P120042	ATML EXT2	Extension L=2m for bar model ATML 60. Lights and rubber not included.
	P120062	OMEGA ATM U35	Single clamping for ATM bar for MAXIMA ULTRA 35. Bar not included.
	P120071	OMEGA ATM FRA U35	Single clamping for ATM bar for Maxima Ultra 35



	PI20046	OMEGA ATML U	Single clamping, hand guard and screws for ATML bar on Maxima_68 Ultra. Bar not included.
	PI20047	OMEGA FRC ATML U	Fork clamping for ATML bar on barrier model. Maxima_68 Ultra. Bar not included.
	PI20065	ATM30 90° RG	Articulated bar 90° L=3 with lights R/G
	PI20063	ATM30 180° RG	Articulated bar 3m 180° with lights R/G
	PI20066	ATM50 90° RG	Articulated bar 90° L=5 with lights R/G
	PI20064	ATM50 180° RG	5m. articulated bar 180° with lights R/G
	PI20053 00001	PCA ATM 3	Rubber protection (red) for fitting on bar L= 3m max.
	PI20053 00002	PCA ATM 5	Rubber protection (red) for fitting on bar L= 5m max.
	PI20053 00003	PCA ATM 8	Protection rubber (black) for fitting on bars from L=6m to 8m.
	PI20070	ALLU MAXIMA ULTRA	Power supply for ATM LIGHT Kit on Maxima Ultra
	PI20052 00001	KIT ATM LIGHT 3 R/G	Red-green LED lights kit for fitting on ATM bars up to 3m.
	PI20052 00002	KIT ATM LIGHT 5 R/G	Red-green LED lights kit for fitting on ATM bars up to 5m.
	PI20052 00003	KIT ATML LIGHT 8 R/G	Red-green LED lights kit for fitting on ATML bars up to 8 m.
	PI20054	FAF ATM R	Adjustable fork for bar model ATM and model ATML
	PI20050	GA ATM	Adjustable suspended foot, powder coated cathoporesis treated.
	PI20049	RST ATM	Aluminium rack. Price for 3 metres. Suspended foot not included. Compatible with ATML and ATM model bars.
	PI20032	SRV DIN	Standard DIN rail for interfacing barrier with parking system, configured and prewired with thermal magnetic switch, additional supply terminals, socket for metal mass detector and standard input/output terminal block
	PI20033	FCS MAXIMA 5	2 additional limit switches for MAXIMA 30/MAXIMA ULTRA 35
	PI20035	FCS MU68	2 additional limit switches for Maxima Ultra from 6 to 8m
	D113807 00002	CLONIX 2E AC U-LINK 230	433Mhz external receiver with 2 outputs with NO contact. Compatible with U-LINK protocol (with 3 connection slots). Power supply 230V, 2048-position memory
	D111904	MITTO B RCB02 R1	Transmitter with 2 channels. Range 50/100 m. Power supply 12 V with 1 battery type 23 A
	PI21024	Q.BO TOUCH	Wireless digital touch button panel 433Mhz rolling code.
	PI21023	Q.BO KEY WM AV	Vandalproof key selector with double contact, for outdoor use. Metal structure.
	PI11526	DESME A15	Pair of self-aligning photocells. Range 30 m. Power supply 24 V ac/dc.
	PI11527	DESME A15 O	Pair of photocells adjustable horizontally and vertically. IR signal synchronised to prevent any risk of blinding. Range . Power supply ac/dc.
	PI11714	THEA A15 O.PF UNI 	Pair of orientable photocells with integrated flashing beacon Beam can be oriented 40° horizontally and 10° vertically. Synchronised infrared signal to avoid any possibility of accidental dazzling. Range 30 m. Power supply 24 V ac/dc. For external application.
	P903018	PHP	Pair of aluminium posts for THEA/DESME series photocells Height 522 mm
	P903019	PHP2	Pair of double aluminium posts for THEA/DESME series photocells. Height 522 mm
	D113805 00002	B EBA TCP/IP GATEWAY	Remote management of automation systems with U-Link in TCP/IP network.

	P111466	B EBA IO DRIVER	INPUT/OUTPUT expansion board
	P111467	B EBA WIE DRIVER	Expansion board for WIEGAND accessories connection management
	P111468	B EBA RS 485 LINK	Expansion board for connection of central units with serial controls management
	P111469	B EBA BLUE GATEWAY	Expansion board for BLUETOOTH connection management
	P111531	B EBA BLUE ENTRY ANDROID 4	BLUE-TOOTH expansion card for Blue Entry system. Manages up to 4 smartphones with the Android operating system
	P111532	B EBA BLUE ENTRY ANDROID 8	BLUE-TOOTH expansion card for Blue Entry system. Manages up to 8 smartphones with the Android operating system
	P111533	B EBA BLUE ENTRY ANDROID 16	BLUE-TOOTH expansion card for Blue Entry system. Manages up to 16 smartphones with the Android operating system
	P111530	B EBA RS 485 GATEWAY	GATEWAY expansion card for management of RS 485 connection
	P111535	BEBA Z-WAVE DRIVER	Expansion card for connection with Z-Wave wireless protocol

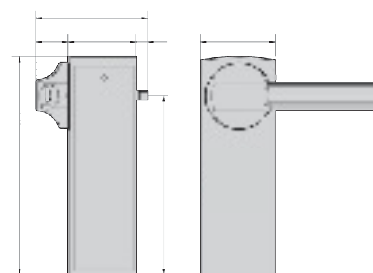


MAXIMA | |

	Code	Name	Description
	P940070	MAXIMA 30	Electromechanical barrier 230 V for very intensive use up to 10000 Op/gg. Opening time 1.7 sec. with slowdown opening and closing. Max bar length: from 1.7 to 3 m.
	P940071	MAXIMA 60	Electromechanical barrier 230 V for intensive use up to 2000 Op/gg. Opening time 9 sec. with slowdown opening and closing. Max bar length: from 4 to 6.4 m.
	P940072	MAXIMA 80	Electromechanical barrier 230 V for intensive use up to 2000 Op/gg. Opening time 9 sec. with slowdown opening and closing. Max bar length: from 6.5 to 8 m.

	MAXIMA 30	MAXIMA 60	MAXIMA 80
Useful passage	from 1.7 to 3 m	from 4 to 6.4 m	from 6.5 to 8 m
Opening or closing time	1.7 sec.	9 sec.	9 sec.
Control unit	CSB-BR		
Motor type	single phase	single phase	single phase
Gear unit type	in oil bath	in oil bath	in oil bath
Motor power supply	230 V	230 V	230 V
Slowdown	opening and closing	opening and closing	opening and closing
Impact reaction	electronic magnetic reverser		
Locking	mechanical	mechanical	mechanical
Release	inside the structure	inside the structure	inside the structure
Frequency of use	10000 Op/gg	2000 Op/gg	2000 Op/gg
MCBF (Mean Cycles Between Failures)	5000000 Op	2000000 Op	2000000 Op
Environmental conditions	from -30 °C to 60 °C		
Protection rating	IP65		

Dimensions



	a	b	c	d	e	f	g
MAXIMA 30 / MAXIMA ULTRA 35	1110	120	320	40	480	950	280
MAXIMA ULTRA 35 SM							
MAXIMA 60 / MAXIMA 80	1155	170	360	60	590	950	400
MAXIMA ULTRA 68 / MAXIMA ULTRA 68 SM							

Accessories

	Code	Name	Description
	P120036 00001	ATM25	Aluminium bar L=2.5 m with drop-shaped profile and red reflectors. Lights and rubber protection not included. Completely protected by new polystyrene packaging.
	P120036 00002	ATM30	Aluminium bar L=3 m with drop-shaped profile and red reflectors. Lights and rubber protection not included. Completely protected by new polystyrene packaging.
	P120036 00003	ATM40	Aluminium bar L=4 m with drop-shaped profile and red reflectors. Lights and rubber protection not included. Completely protected by new polystyrene packaging.
	P120036 00004	ATM50	Aluminium bar L=5 m with drop-shaped profile and red reflectors. Lights and rubber protection not included. Completely protected by new polystyrene packaging.
	P120041	ATML60	Aluminium bar L= 6m ø 92 mm. Lights and rubber not included. Completely protected by new polystyrene packaging.
	P120042	ATML EXT2	Extension L=2m for bar model ATML 60. Lights and rubber not included.
	P120043	OMEGA AT	Single clamping of hand guard and screws for bar ATM
	P120048	OMEGA ATM FRA	Fracture system clamping for bar ATM
	P120044	OMEGA ATML	Single clamping, hand guard and screws for ATML bar on MAXIMA 60/80. Bar not included.
	P120045	OMEGA FRC ATML	New fork clamping for ATML bar on barrier model. MAXIMA 60/80. Bar not included.
	P120065	ATM30 90° RG	Articulated bar 90° L=3 with lights R/G
	P120066	ATM50 90° RG	Articulated bar 90° L=5 with lights R/G
	P120053 00001	PCA ATM 3	Rubber protection (red) for fitting on bar L= 3m max.



	P120053 00002	PCA ATM 5	Rubber protection (red) for fitting on bar L= 5m max.
	P120053 00003	PCA ATM 8	Protection rubber (black) for fitting on bars from L=6m to 8m.
	P120069	ALLU MAXIMA	Power supply for ATM LIGHT Kit on Maxima
	P120052 00001	KIT ATM LIGHT 3 R/G	Red-green LED lights kit for fitting on ATM bars up to 3m.
	P120052 00002	KIT ATM LIGHT 5 R/G	Red-green LED lights kit for fitting on ATM bars up to 5m.
	P120052 00003	KIT ATML LIGHT 8 R/G	Red-green LED lights kit for fitting on ATML bars up to 8 m.
	P120033	FCS MAXIMA 5	2 additional limit switches for MAXIMA 30/MAXIMA ULTRA 35
	P120034	FCS MAXIMA 6-8	2 additional limit switches for MAXIMA 60/80
	P120049	RST ATM	Aluminium rack. Price for 3 metres. Suspended foot not included. Compatible with ATML and ATM model bars.
	P120050	GA ATM	Adjustable suspended foot, powder coated cataphoresis treated.
	P120054	FAF ATM R	Adjustable fork for bar model ATM and model ATML
	P120032	SRV DIN	Standard DIN rail for interfacing barrier with parking system, configured and prewired with thermal magnetic switch, additional supply terminals, socket for metal mass detector and standard input/output terminal block
	D113807 00002	CLONIX 2E AC U-LINK 230	433Mhz external receiver with 2 outputs with NO contact. Compatible with U-LINK protocol (with 3 connection slots). Power supply 230V, 2048-position memory
	D111904	MITTO B RCB02 R1	Transmitter with 2 channels. Range 50/100 m. Power supply 12 V with 1 battery type 23 A
	P121024	Q.BO TOUCH	Wireless digital touch button panel 433Mhz rolling code.
	P121023	Q.BO KEY WM AV	Vandalproof key selector with double contact, for outdoor use. Metal structure.
	P111526	DESME A15	Pair of self-aligning photocells. Range 30 m. Power supply 24 V ac/dc.
	P111527	DESME A15 O	Pair of photocells adjustable horizontally and vertically. IR signal synchronised to prevent any risk of blinding. Range . Power supply ac/dc.
	P111714	THEA A15 O.PF UNI	Pair of orientable photocells with integrated flashing beacon Beam can be oriented 40° horizontally and 10° vertically. Synchronised infrared signal to avoid any possibility of accidental dazzling. Range 30 m. Power supply 24 V ac/dc. For external application.
	P903018	PHP	Pair of aluminium posts for THEA/DESME series photocells Height 522 mm
	P903019	PHP2	Pair of double aluminium posts for THEA/DESME series photocells. Height 522 mm



MICHELANGELO BT A |

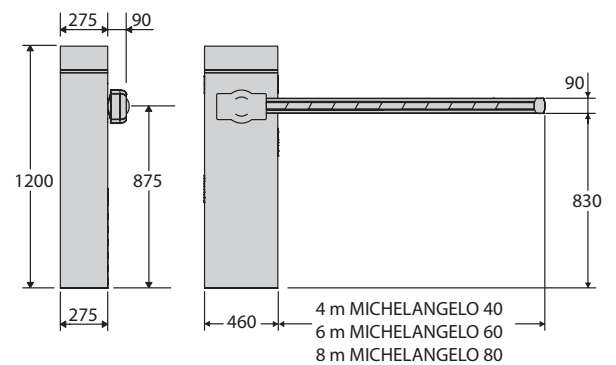
Code	Name	Description	
P940076 00002	MICHELANGELO BT A 60 U	Barrier with 24 V power supply for useful passage up to 6 m and opening time 6 sec. Impact reaction via encoder. Control unit with ULink slot, display and receiver in head. RAL 7015 grey colour	U-Link
P940076 00102	MICHELANGELO BT A 60 U RAL	Barrier with 24 V power supply for useful passage up to 6 m and opening time 6 sec. Impact reaction via encoder. Control unit with ULink slot, display and receiver in head. RAL colour on request.	U-Link
P940076 00001	MICHELANGELO BT A 60 U 120	Barrier with 24 V power supply for useful passage up to 6 m and opening time 6 sec. Impact reaction via . Control unit with ULink slot, display and receiver in head. RAL 7015 grey colour	U-Link
P940076 00101	MICHELANGELO BT A 60 U 120 RAL	Barrier with 24 V power supply for useful passage up to 6 m and opening time 6 sec. Impact reaction via . Control unit with ULink slot, display and receiver in head. RAL colour on request	U-Link
P940077 00002	MICHELANGELO BT A 80 U	Barrier with 24 V power supply for useful passage up to 8 m and opening time 8 sec. Impact reaction via . Control unit with ULink slot, display and receiver in head. RAL 7015 grey colour	U-Link
P940077 00102	MICHELANGELO BT A 80 U RAL	Barrier with 24 V power supply for useful passage up to 8 m and opening time 8 sec. Impact reaction via . Control unit with ULink slot, display and receiver in head. RAL colour on request	U-Link
P940077 00001	MICHELANGELO BT A 80 U 120	Barrier with 24 V power supply for useful passage up to 8 m and opening time 8 sec. Impact reaction via . Control unit with ULink slot, display and receiver in head. RAL 7015 grey colour	U-Link
P940077 00101	MICHELANGELO BT A 80 U 120 RAL	Barrier with 24 V power supply for useful passage up to 8 m and opening time 8 sec. Impact reaction via . Control unit with ULink slot, display and receiver in head. RAL colour on request	U-Link

All RAL colours available at extra charge. Please contact BFT for a quote.

	MICHELANGELO BT A 60 U	MICHELANGELO BT A 80 U
Useful passage	6 m	8 m
Opening or closing time	6 sec	8 sec
Control unit	MERAK BM	
Motor power supply	24 V	24 V
Type of limit switch	electronic	
Slowdown	adjustable	adjustable
Locking	mechanical	mechanical
Release	key	key
Frequency of use	intensive	intensive
Environmental conditions	from -20 (-40 with thermo) °C to 50 °C	
Protection rating	IP54	



Dimensions



Accessories

	Code	Name	Description
	D730964	BM	adjustable base plate for mod. MICHELANGELO - BM
	N728022	AQ6	Complete 6 m rectangular boom for MICHELANGELO
	N728026	AT 704	Round boom \varnothing 70 mm, length 4.3 m. for clear spaces up to 4 m ATT 704
	N728030	AT 706	Round boom diam. 70 mm length 6.35 m for MICHELANGELO. for openings up to 6 m
	N728028	AT 502	Second part of telescopic round boom for MICHELANGELO, diam. 50 mm, length 2.6 m.
	N728027	AT 504	Second part of telescopic round boom for MICHELANGELO, diam. 50 mm, length 4.6 m.
	N999606	OMEGA AQ 6	Accessories pack for AQ 6 boom
	N999607	OMEGA AT 70	Accessories pack for AT 704/706
	P120072	KIT ML MCL40	Michelangelo 60 to Michelangelo 40 conversion kit
	P120028 00001	PCA N3	Top and bottom rubber cover profile for booms of 3 m max.
	P120028 00002	PCA N4	Top and bottom rubber cover profile for booms of 4 m max.
	P120028 00003	PCA N5	Top and bottom rubber cover profile for booms of 5 m max.
	P120028 00004	PCA N6	Top and bottom rubber cover profile for booms of 6 m max.
	P120028 00005	PCA N8	Top and bottom rubber cover profile for booms of 8 m max.
	P120006	MCL LAMPO KIT	Integrated flashing light. The MCL CARD KIT is needed for operation
	P120009	SCHEMA MCL KIT	Control board for KIT MCL LIGHT and KIT MCL LAMPO
	P120005 00001	MCL LIGHT KIT	Set of lights (6) for boom. To be used with (MCL) PCA 6, PCA 8. The MCL CARD KIT is necessary for operation
	D573003	SB	Aluminium skirt for road barrier booms. Price per linear metre (Calculate length of useful passage minus 40cm)
	P120023 00100	FAF 2 RAL	Fixed rest fork for booms with customised RAL colour. For bolting to ground.
	P120023	FAF 2	Rest fork for booms. For bolting to ground.
	P120025 00100	FAF 2R RAL	Fixed rest fork for booms with customised RAL colour. For bolting to ground.



	P120026	ZFAF2	Additional anchor plates for cementing FAF2 forks to ground.
	D940007	GAM	Mobile rest leg for BGV barrier boom (not usable on BGV 30)
	D940008	GA AQ AT	Movable support leg for AQ or AT booms (on MOOVI, MICHELANGELO and GIOTTO barriers)
	D940009	GAMA AQ AT	Dampened movable support leg for AQ or AT booms (on MOOVI, MICHELANGELO and GIOTTO barriers)
	P120018	THERMO	Thermostat controlled heating element for use with MOOVI barriers - THERMO
	N190104	BIR C	Rubber safety edge (H 30 mm), price per m
	P111409	S RFLP	Reflector and support for wall mounting and mounting on CC post for CELLULA RFL
	P903015 00001	KIT BARR RFL	RFL mount. Fits onto the MICHELANGELO operator enclosure in line with the boom.
	D111904	MITTO B RCBO2 R1	Transmitter with 2 channels. Range 50/100 m. Power supply 12 V with 1 battery type 23 A
	D831081	CMS	Sign
	P125038	MCL BT A BAT KIT	Set of backup batteries for MICHELANGELO barriers
	P111537	ERIS A30	Pair of wireless photocells with possibility of management of an IR or resistive active safety edge. Possibility of directing the beam 180 ° horizontally and 20 ° vertically. Range 30 m. Power supply 24 V ac/dc.
	P111526	DESME A15	Pair of self-aligning photocells. Range 30 m. Power supply 24 V ac/dc.
	P111527	DESME A15 O	Pair of photocells adjustable horizontally and vertically. IR signal synchronised to prevent any risk of blinding. Range . Power supply ac/dc.
	P111528	THEA A15 O.PF	Pair of orientable photocells with integrated flashing beacon Beam can be oriented 40° horizontally and 10° vertically. Synchronised infrared signal to avoid any possibility of accidental dazzling. Range 30 m. Power supply 24 V ac/dc. For external application.
	P903018	PHP	Pair of aluminium posts for THEA/DESME series photocells Height 522 mm
	P903019	PHP2	Pair of double aluminium posts for THEA/DESME series photocells. Height 522 mm
	P903023	PHP BAI	Support for mounting THEA/DESME photocells on Giotto, Moovi and Michelangelo enclosures
	P903025	PHP ADA	Pair of adapters for the installation of AKTA photocells on PHP posts
	P111401 00001	VENTIMIGLIA NS	Infrared device for BIR C or BAR C safety edges (conforms to EN 12978 Standard)
	P121023	Q.BO KEY WM AV	Vandalproof key selector with double contact, for outdoor use. Metal structure.
	P121024	Q.BO TOUCH	Wireless digital touch button panel 433Mhz rolling code.
	P111001 00003	RME 2	230Vac dual channel metal object detector Supplied with RME 2 installation base
	P111274	RME 1 BT	24Vac single channel metal object detector with installation base
	D110926 00001	SPIRA 2X1	Magnetic loop 2 x 1 m



	N999608	ACTR	Pack of 12 additional reflective labels (1 pack already included with each boom)
	N999471	ECOSOL PANEL	Solar panel maximum power 35 Wp for recharging the ECOSOL system
	D113732	ECOSOL DOUBLE	Expansion batteries
	D113731	ECOSOL BOX	Control and management unit for supplying solar power to systems with supply voltage of 24 V.
	N999477	ECOSOL CHARGER	100-230V - 24V battery charger for rapid charging from mains for ECOSOL BOX and ECOSOL DOUBLE - ECOSOL CHARGER
	N999476	ECOSOL CABLE	20 m extension for ECOSOL CHARGER - ECOSOL CABLE
	N999473	ECOSOL POST BR	Set of stainless steel screws and brackets for installing the ECOSOL PANEL on a post of diameter 48-100mm ECOSOL POST BR
	N999475	ECOSOL SECURITY	Anti-tamper stainless steel screw fastener kit for ECOSOL PANEL and ECOSOL POST BR - ECOSOL SECURITY
	D113805 00002	B EBA TCP/IP GATEWAY	Remote management of automation systems with U-Link in TCP/IP network.
	P111466	B EBA IO DRIVER	INPUT/OUTPUT expansion board
	P111467	B EBA WIE DRIVER	Expansion board for WIEGAND accessories connection management
	P111468	B EBA RS 485 LINK	Expansion board for connection of central units with serial controls management
	P111469	B EBA BLUE GATEWAY	Expansion board for BLUETOOTH connection management
	P111531	B EBA BLUE ENTRY ANDROID 4	BLUE-TOOTH expansion card for Blue Entry system. Manages up to 4 smartphones with the Android operating system
	P111532	B EBA BLUE ENTRY ANDROID 8	BLUE-TOOTH expansion card for Blue Entry system. Manages up to 8 smartphones with the Android operating system
	P111533	B EBA BLUE ENTRY ANDROID 16	BLUE-TOOTH expansion card for Blue Entry system. Manages up to 16 smartphones with the Android operating system
	P111530	B EBA RS 485 GATEWAY	GATEWAY expansion card for management of RS 485 connection
	P111535	BEBA Z-WAVE DRIVER	Expansion card for connection with Z-Wave wireless protocol
	D113674 00001	CLONIX 2E	CLONIX 2E 433 MHZ dual channel external receiver with rolling code (to be used if there is no CLONIX receiver in the system)
	D113718 00002	CLONIX 4 RTE	External 4-channel 433 MHz rolling code receiver. Power relay outputs (16A 230v)
	D113746 00003	GSM RECEIVER	GSM receiver. Enables the operation of an automation system with a free phone call
	D113807 00002	CLONIX 2E AC U-LINK 230V	433Mhz external receiver with 2 outputs with NO contact. Compatible with U-LINK protocol (with 3 connection slots). Power supply 230V, 2048-position memory
	D113808 00003	CLONIX UNI AC U-LINK 230V	433Mhz external receiver with 3 outputs: 2 with NO contact and one NO/NC configurable. Compatible with U-LINK protocol (with 3 connection slots). Power supply 230V, 2048-position memory



GIOTTO BT A

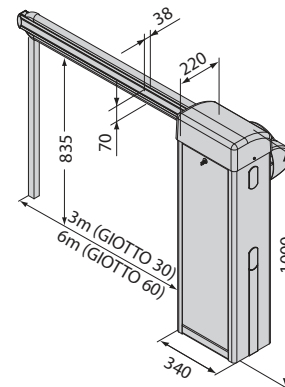


Code	Name	Description	
P940078 00002	GIOTTO BT A 30 U 230V50	Barrier with 24 V motor power supply for clear opening up to 3 m and opening time 4 sec . Impact resistance by means of encoder. Grey RAL 7015	U-Link
P940078 00102	GIOTTO BT A 30 U 230V50 RAL PERS	Barrier with 24 V power supply for clear opening up to 3 m and opening time 4 sec . Impact resistance by means of encoder. RAL colour as requested	U-Link
P940079 00002	GIOTTO BT A 30S U 230V50	Barrier with 24 V motor power supply for clear opening up to 3 m and opening time 2.5 sec . Impact resistance by means of encoder. Grey RAL 7015	U-Link
P940079 00102	GIOTTO BT A 30S U 230V50 RAL PERS	Barrier with 24 V power supply for clear opening up to 3 m and opening time 2.5 sec . Impact resistance by means of encoder. RAL colour as requested	U-Link
P940079 00001	GIOTTO BT A 30S U 120V60	Barrier with 24 V motor for useful passage up to 3 m and opening time 2.5 sec. Impact reaction via encoder. Version 120V 60Hz	U-Link
P940079 00101	GIOTTO BT A 30S U 120V60 RAL PERS	Barrier with 24 V motor for useful passage up to 3 m and opening time 2.5 sec. Impact reaction via encoder. Version 120V 60Hz	U-Link
P940080 00002	GIOTTO BT A 60 U 230V50	Barrier with 24 V motor power supply for clear opening up to 6 m and opening time 5 sec . Impact resistance by means of encoder. Grey RAL 7015	U-Link
P940080 00102	GIOTTO BT A 60 U 230V50 RAL PERS	Barrier with 24 V power supply for clear opening up to 6 m and opening time 5 sec . Impact resistance by means of encoder. RAL colour as requested	U-Link
P940081 00002	GIOTTO BT A 60S U 230V50	Barrier with 24 V motor power supply for clear opening up to 6 m and opening time 4 sec . Impact resistance by means of encoder. Grey RAL 7015	U-Link
P940081 00102	GIOTTO BT A 60S U 230V50 RAL PERS	Barrier with 24 V power supply for clear opening up to 6 m and opening time 4 sec . Impact resistance by means of encoder. RAL colour as requested	U-Link
P940081 00001	GIOTTO BT A 60S U 120V60	Barrier with 24 V motor for useful passage up to 6 m and opening time 4 sec. Impact reaction via encoder. Version 120V 60Hz	U-Link
P940081 00101	GIOTTO BT A 60S U 120V60 RAL PERS	Barrier with 24 V motor for useful passage up to 6 m and opening time 4 sec. Impact reaction via encoder. Version 120V 60Hz	U-Link



	GIOTTO BT A 30 U 230V50	GIOTTO BT A 30S U 230V50 GIOTTO BT A 30S U 120V60 GIOTTO BT A 30S U 120V60 RAL PERS	GIOTTO BT A 60 U 230V50	GIOTTO BT A 60S U 230V50 GIOTTO BT A 60S U 120V60 GIOTTO BT A 60S U 120V60 RAL PERS
Useful passage	3 m	3 m	6 m	6 m
Opening or closing time	4 sec	2.5 sec	5 sec	4 sec
Control unit	MERAK BG			
Motor power supply	24 V	24 V	24 V	24 V
Type of limit switch	electronic open/close			
Slowdown	adjustable	adjustable	adjustable	adjustable
Locking	mechanical	mechanical	mechanical	mechanical
Release	personal release key	personal release key	personal release key	personal release key
Frequency of use	intensive	very intensive	intensive	very intensive
Environmental conditions	from -10/(-40 with acc. thermo) °C to 55 °C			
Protection rating	IP54			





Accessories

	Code	Name	Description
	D730251	CBO	Base plate for mod. MOOVI - GIOTTO
	N728033	AQ3	Complete 3 metre rectangular boom for GIOTTO and MOOVI
	N728034	AQ5	Complete 5 metre rectangular boom for GIOTTO and MOOVI
	N999507	OMEGA AQ	Pack of accessories for installation of 3/5 m rectangular boom for MOOVI/GIOTTO
	N728031	AT3	Complete 3 metre round boom for MOOVI/GIOTTO
	N728032	AT5	Complete 5 metre round boom for MOOVI/GIOTTO
	N728038	AT6	Complete 6 metre round boom for MOOVI/GIOTTO
	N999513	OMEGA AT	Pack of accessories for installation of 3/5 m round boom for MOOVI/GIOTTO
	PI20023	FAF 2	Rest fork for booms. For bolting to ground.
	PI20023 00100	FAF 2 RAL	Fixed rest fork for booms with customised RAL colour. For bolting to ground.
	D113748 00003	RADIUS B LTA 24 R1	Flashing light without incorporated antenna for motors with power supply 24 V.
	PI23025	B 00 R02	Wall mounting for B LTA series flashing beacons
	D111904	MITTO B RCB02 R1	Transmitter with 2 channels. Range 50/100 m. Power supply 12 V with 1 battery type 23 A
	D831081	CMS	Sign
	N999608	ACTR	Pack of 12 additional reflective labels (1 pack already included with each boom)
	N728051	ART 90 Q	90° articulated joint for Moovi and Giotto booms. Max 4m clear passage.
	D573003	SB	Aluminium skirt for road barrier booms. Price per linear metre (Calculate length of useful passage minus 40cm)
	PI20001 00001	KIT LIGHT	Lights on boom 3 or 4.5 m















	P120001 00002	KIT LIGHT1	Lights for booms over 4.5 m
	P120028 00001	PCA N3	Top and bottom rubber cover profile for booms of 3 m max.
	P120028 00002	PCA N4	Top and bottom rubber cover profile for booms of 4 m max.
	P120028 00003	PCA N5	Top and bottom rubber cover profile for booms of 5 m max.
	P120028 00004	PCA N6	Top and bottom rubber cover profile for booms of 6 m max.
	P120025 00100	FAF 2R RAL	Fixed rest fork for booms with customised RAL colour. For bolting to ground.
	P120026	ZFAF2	Additional anchor plates for cementing FAF2 forks to ground.
	D940007	GAM	Mobile rest leg for BGV barrier boom (not usable on BGV 30)
	D940008	GA AQ AT	Movable support leg for AQ or AT booms (on MOOVI, MICHELANGELO and GIOTTO barriers)
	D940009	GAMA AQ AT	Dampened movable support leg for AQ or AT booms (on MOOVI, MICHELANGELO and GIOTTO barriers)
	N190104	BIR C	Rubber safety edge (H 30 mm), price per m
	P111401 00001	VENTIMIGLIA NS	Infrared device for BIR C or BAR C safety edges (conforms to EN 12978 Standard)
	P120017	BAT KIT 1	Set of backup batteries for GIOTTO series barriers. Not compatible with GIOTTO BT A
	P120018	THERMO	Thermostat controlled heating element for use with MOOVI barriers - THERMO
	P120031	PRM	Hand protection kit against cutting, for MOOVI
	P111376	SCS 1	Serial board for connection to zone and opposing leaves for control units with display While stocks last
	P111001 00003	RME 2	230Vac dual channel metal object detector Supplied with RME 2 installation base
	P111274	RME 1 BT	24Vac single channel metal object detector with installation base
	D110926 00001	SPIRA 2X1	Magnetic loop 2 x 1 m
	P111537	ERIS A30	Pair of wireless photocells with possibility of management of an IR or resistive active safety edge. Possibility of directing the beam 180 ° horizontally and 20 ° vertically. Range 30 m. Power supply 24 V ac/dc.
	P111526	DESME A15	Pair of self-aligning photocells. Range 30 m. Power supply 24 V ac/dc.
	P111527	DESME A15 O	Pair of photocells adjustable horizontally and vertically. IR signal synchronised to prevent any risk of blinding. Range . Power supply ac/dc.
	P111528	THEA A15 O.PF	Pair of orientable photocells with integrated flashing beacon Beam can be oriented 40° horizontally and 10° vertically. Synchronised infrared signal to avoid any possibility of accidental dazzling. Range 30 m. Power supply 24 V ac/dc. For external application.
	P903018	PHP	Pair of aluminium posts for THEA/DESME series photocells Height 522 mm
	P903019	PHP2	Pair of double aluminium posts for THEA/DESME series photocells. Height 522 mm
	P903025	PHP ADA	Pair of adapters for the installation of AKTA photocells on PHP posts

	D113746 00003	GSM RECEIVER	GSM receiver. Enables the operation of an automation system with a free phone call
	P121023	Q.BO KEY WM AV	Vandalproof key selector with double contact, for outdoor use. Metal structure.
	P121024	Q.BO TOUCH	Wireless digital touch button panel 433Mhz rolling code.
	D113674 00001	CLONIX 2E	CLONIX 2E 433 MHZ dual channel external receiver with rolling code (to be used if there is no CLONIX receiver in the system)
	D113718 00002	CLONIX 4 RTE	External 4-channel 433 MHz rolling code receiver. Power relay outputs (16A 230v)
	D113807 00002	CLONIX 2E AC U-LINK 230	433Mhz external receiver with 2 outputs with NO contact. Compatible with U-LINK protocol (with 3 connection slots). Power supply 230V, 2048-position memory
	D113808 00003	CLONIX UNI AC U-LINK 230V	433Mhz external receiver with 3 outputs: 2 with NO contact and one NO/NC configurable. Compatible with U-LINK protocol (with 3 connection slots). Power supply 230V, 2048-position memory
	N999471	ECOSOL PANEL	Solar panel maximum power 35 Wp for recharging the ECOSOL system
	D113732	ECOSOL DOUBLE	Expansion batteries
	N999476	ECOSOL CABLE	20 m extension for ECOSOL CHARGER - ECOSOL CABLE
	D113731	ECOSOL BOX	Control and management unit for supplying solar power to systems with supply voltage of 24 V.
	N999473	ECOSOL POST BR	Set of stainless steel screws and brackets for installing the ECOSOL PANEL on a post of diameter 48-100mm ECOSOL POST BR
	N999475	ECOSOL SECURITY	Anti-tamper stainless steel screw fastener kit for ECOSOL PANEL and ECOSOL POST BR - ECOSOL SECURITY
	N999477	ECOSOL CHARGER	100-230V - 24V battery charger for rapid charging from mains for ECOSOL BOX and ECOSOL DOUBLE - ECOSOL CHARGER
	P111531	B EBA BLUE ENTRY ANDROID 4	BLUE-TOOTH expansion card for Blue Entry system. Manages up to 4 smartphones with the Android operating system
	P111532	B EBA BLUE ENTRY ANDROID 8	BLUE-TOOTH expansion card for Blue Entry system. Manages up to 8 smartphones with the Android operating system
	P111533	B EBA BLUE ENTRY ANDROID 16	BLUE-TOOTH expansion card for Blue Entry system. Manages up to 16 smartphones with the Android operating system
	P111469	B EBA BLUE GATEWAY	Expansion board for BLUETOOTH connection management
	P111467	B EBA WIE DRIVER	Expansion board for WIEGAND accessories connection management
	P111466	B EBA IO DRIVER	INPUT/OUTPUT expansion board
	P111468	B EBA RS 485 LINK	Expansion board for connection of central units with serial controls management
	P111530	B EBA RS 485 GATEWAY	GATEWAY expansion card for management of RS 485 connection
	D113805 00002	B EBA TCP/IP GATEWAY	Remote management of automation systems with U-Link in TCP/IP network.

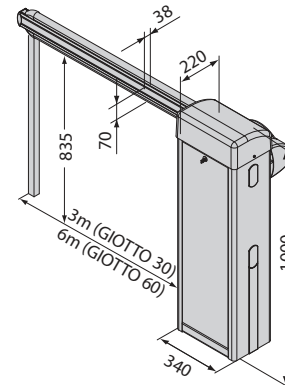


GIOTTO |  |  |  | 

Code	Name		Description
P940058 00002	GIOTTO 30 BT		Barrier with 24 V motor power supply for clear opening up to 3 m and opening time 4 sec . Impact resistance by means of encoder. Grey RAL 7015
P940058 00102	GIOTTO 30 BT RAL		Barrier with 24 V power supply for clear opening up to 3 m and opening time 4 sec . Impact resistance by means of encoder. RAL colour as requested
P940059 00002	GIOTTO 30S BT		Barrier with 24 V motor power supply for clear opening up to 3 m and opening time 2.5 sec . Impact resistance by means of encoder. Grey RAL 7015
P940059 00102	GIOTTO 30S BT RAL		Barrier with 24 V power supply for clear opening up to 3 m and opening time 2.5 sec . Impact resistance by means of encoder. RAL colour as requested
P940059 00001	GIOTTO 30S BT 120		Barrier with 24 V power supply for clear opening up to 3 m and opening time 2.5 sec. Impact resistance by means of encoder.
P940059 00101	GIOTTO 30S BT 120 RAL		Barrier with 24 V power supply for clear opening up to 3 m and opening time 2.5 sec. Impact resistance by means of encoder.
P940060 00002	GIOTTO 60 BT		Barrier with 24 V motor power supply for clear opening up to 6 m and opening time 5 sec . Impact resistance by means of encoder. Grey RAL 7015
P940060 00102	GIOTTO 60 BT RAL		Barrier with 24 V power supply for clear opening up to 6 m and opening time 5 sec . Impact resistance by means of encoder. RAL colour as requested
P940061 00002	GIOTTO 60S BT		Barrier with 24 V motor power supply for clear opening up to 6 m and opening time 4 sec . Impact resistance by means of encoder. Grey RAL 7015
P940061 00102	GIOTTO 60S BT RAL		Barrier with 24 V power supply for clear opening up to 6 m and opening time 4 sec . Impact resistance by means of encoder. RAL colour as requested
P940061 00001	GIOTTO 60S BT 120		Barrier with 24 V power supply for clear opening up to 6 m and opening time 4 sec. Impact resistance by means of encoder.
P940061 00101	GIOTTO 60S BT 120 RAL		Barrier with 24 V power supply for clear opening up to 6 m and opening time 4 sec. Impact resistance by means of encoder.

	GIOTTO 30 BT	GIOTTO 30S BT	GIOTTO 60 BT	GIOTTO 60S BT
Useful passage	3 m	3 m	6 m	6 m
Control unit	LIBRA C G	LIBRA C GS	LIBRA C G	LIBRA C GS
Motor power supply	24 V	24 V	24 V	24 V
Opening or closing time	4 sec	2.5 sec	5 sec	4 sec
Type of limit switch	electronic open/close			
Slowdown	adjustable	adjustable	adjustable	adjustable
Locking	mechanical	mechanical	mechanical	mechanical
Release	personal release key	personal release key	personal release key	personal release key
Frequency of use	intensive	very intensive	intensive	very intensive
Environmental conditions	from -10/(-40 with acc. thermo) °C to 55 °C			
Protection rating	IP54			


























Accessories

	Code	Name	Description
	D730251	CBO	Base plate for mod. MOOVI - GIOTTO
	N728033	AQ3	Complete 3 metre rectangular boom for GIOTTO and MOOVI
	N728034	AQ5	Complete 5 metre rectangular boom for GIOTTO and MOOVI
	N999507	OMEGA AQ	Pack of accessories for installation of 3/5 m rectangular boom for MOOVI/GIOTTO
	N728031	AT3	Complete 3 metre round boom for MOOVI/GIOTTO
	N728032	AT5	Complete 5 metre round boom for MOOVI/GIOTTO
	N728038	AT6	Complete 6 metre round boom for MOOVI/GIOTTO
	N999513	OMEGA AT	Pack of accessories for installation of 3/5 m round boom for MOOVI/GIOTTO
	PI20023	FAF 2	Rest fork for booms. For bolting to ground.
	PI20023 00100	FAF 2 RAL	Fixed rest fork for booms with customised RAL colour. For bolting to ground.
	D113748 00003	RADIUS B LTA 24 R1	Flashing light without incorporated antenna for motors with power supply 24 V.
	PI23025	B 00 R02	Wall mounting for B LTA series flashing beacons
	D111904	MITTO B RCB02 R1	Transmitter with 2 channels. Range 50/100 m. Power supply 12 V with 1 battery type 23 A
	D831081	CMS	Sign
	N999608	ACTR	Pack of 12 additional reflective labels (1 pack already included with each boom)
	N728051	ART 90 Q	90° articulated joint for Moovi and Giotto booms. Max 4m clear passage.
	D573003	SB	Aluminium skirt for road barrier booms. Price per linear metre (Calculate length of useful passage minus 40cm)
	PI20001 00001	KIT LIGHT	Lights on boom 3 or 4.5 m



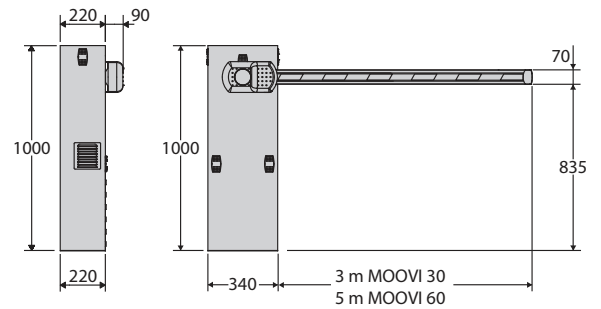
	P120001 00002	KIT LIGHT1	Lights for booms over 4.5 m
	P120028 00001	PCA N3	Top and bottom rubber cover profile for booms of 3 m max.
	P120028 00002	PCA N4	Top and bottom rubber cover profile for booms of 4 m max.
	P120028 00003	PCA N5	Top and bottom rubber cover profile for booms of 5 m max.
	P120028 00004	PCA N6	Top and bottom rubber cover profile for booms of 6 m max.
	P120025 00100	FAF 2R RAL	Fixed rest fork for booms with customised RAL colour. For bolting to ground.
	P120026	ZFAF2	Additional anchor plates for cementing FAF2 forks to ground.
	D940007	GAM	Mobile rest leg for BGV barrier boom (not usable on BGV 30)
	D940008	GA AQ AT	Movable support leg for AQ or AT booms (on MOOVI, MICHELANGELO and GIOTTO barriers)
	D940009	GAMA AQ AT	Dampened movable support leg for AQ or AT booms (on MOOVI, MICHELANGELO and GIOTTO barriers)
	N190104	BIR C	Rubber safety edge (H 30 mm), price per m
	P111401 00001	VENTIMIGLIA NS	Infrared device for BIR C or BAR C safety edges (conforms to EN 12978 Standard)
	P120017	BAT KIT 1	Set of backup batteries for GIOTTO series barriers. Not compatible with GIOTTO BT A
	P120018	THERMO	Thermostat controlled heating element for use with MOOVI barriers - THERMO
	P120031	PRM	Hand protection kit against cutting, for MOOVI
	P111376	SCS 1	Serial board for connection to zone and opposing leaves for control units with display While stocks last
	P111001 00003	RME 2	230Vac dual channel metal object detector Supplied with RME 2 installation base
	P111274	RME 1 BT	24Vac single channel metal object detector with installation base
	D110926 00001	SPIRA 2X1	Magnetic loop 2 x 1 m
	P111537	ERIS A30	Pair of wireless photocells with possibility of management of an IR or resistive active safety edge. Possibility of directing the beam 180 ° horizontally and 20 ° vertically. Range 30 m. Power supply 24 V ac/dc.
	P111526	DESME A15	Pair of self-aligning photocells. Range 30 m. Power supply 24 V ac/dc.
	P111527	DESME A15 O	Pair of photocells adjustable horizontally and vertically. IR signal synchronised to prevent any risk of blinding. Range . Power supply ac/dc.
	P111528	THEA A15 O.PF	Pair of orientable photocells with integrated flashing beacon Beam can be oriented 40° horizontally and 10° vertically. Synchronised infrared signal to avoid any possibility of accidental dazzling. Range 30 m. Power supply 24 V ac/dc. For external application.
	P903018	PHP	Pair of aluminium posts for THEA/DESME series photocells Height 522 mm
	P903019	PHP2	Pair of double aluminium posts for THEA/DESME series photocells. Height 522 mm

	P903025	PHP ADA	Pair of adapters for the installation of AKTA photocells on PHP posts
	D113746 00003	GSM RECEIVER	GSM receiver. Enables the operation of an automation system with a free phone call
	P121023	Q.BO KEY W/M AV	Vandalproof key selector with double contact, for outdoor use. Metal structure.
	P121024	Q.BO TOUCH	Wireless digital touch button panel 433Mhz rolling code.
	D113674 00001	CLONIX 2E	CLONIX 2E 433 MHZ dual channel external receiver with rolling code (to be used if there is no CLONIX receiver in the system)
	D113718 00002	CLONIX 4 RTE	External 4-channel 433 MHz rolling code receiver. Power relay outputs (16A 230v)
	D113807 00002	CLONIX 2E AC U-LINK 230	433Mhz external receiver with 2 outputs with NO contact. Compatible with U-LINK protocol (with 3 connection slots). Power supply 230V, 2048-position memory
	D113808 00003	CLONIX UNI AC U-LINK 230V	433Mhz external receiver with 3 outputs: 2 with NO contact and one NO/NC configurable. Compatible with U-LINK protocol (with 3 connection slots). Power supply 230V, 2048-position memory
	N999471	ECOSOL PANEL	Solar panel maximum power 35 Wp for recharging the ECOSOL system
	D113732	ECOSOL DOUBLE	Expansion batteries
	N999476	ECOSOL CABLE	20 m extension for ECOSOL CHARGER - ECOSOL CABLE
	D113731	ECOSOL BOX	Control and management unit for supplying solar power to systems with supply voltage of 24 V.
	N999473	ECOSOL POST BR	Set of stainless steel screws and brackets for installing the ECOSOL PANEL on a post of diameter 48-100mm ECOSOL POST BR
	N999475	ECOSOL SECURITY	Anti-tamper stainless steel screw fastener kit for ECOSOL PANEL and ECOSOL POST BR - ECOSOL SECURITY
	N999477	ECOSOL CHARGER	100-230V - 24V battery charger for rapid charging from mains for ECOSOL BOX and ECOSOL DOUBLE - ECOSOL CHARGER


MOOVI | | |

	Code	Name	Description
	P940062 00002	MOOVI 30	Barrier with 230 V motor power supply for clear opening up to 3 m and opening time 4 sec . Impact resistance by means of sensitive edge. Grey RAL 7015
	P940062 00102	MOOVI 30 RAL	Barrier with 230 V power supply for clear opening up to 3 m and opening time 4 sec . Impact resistance by means of sensitive edge. RAL colour as requested
	P940063 00002	MOOVI 30 RMM	Barrier with 230 V motor power supply for clear opening up to 3 m and opening time 4 sec . Impact resistance by means of encoder. Grey RAL 7015
	P940063 00102	MOOVI 30 RMM RAL	Barrier with 230 V power supply for clear opening up to 3 m and opening time 4 sec . Impact resistance by means of encoder. RAL colour as requested
	P940064 00002	MOOVI 30S	Barrier with 230 V power supply for useful passage up to 3 m and opening time 1.5+slow sec. Impact reaction via . RAL 7015 grey colour
	P940064 00102	MOOVI 30S RAL	Barrier with 230 V power supply for clear opening up to 3 m and opening time 1.5+slow sec . Impact resistance by means of encoder. RAL colour as requested
	P940031 00002	MOOVI 30S INOX	Barrier with 230 V power supply for clear opening up to 3 m and opening time 1.5+slow sec . Impact resistance by means of encoder. Stainless steel structure
	P940065 00002	MOOVI 60	Barrier with 230 V power supply for useful passage up to 6 m and opening time 8 sec. Impact reaction through . RAL 7015 grey colour
	P940065 00102	MOOVI 60 RAL	Barrier with 230 V power supply for clear opening up to 6 m and opening time 8 sec . Impact resistance by means of sensitive edge. RAL colour as requested
	P940066 00002	MOOVI 60 RMM	Barrier with 230 V motor power supply for clear opening up to 6 m and opening time 8 sec . Impact resistance by means of encoder. Grey RAL 7015
	P940066 00102	MOOVI 60 RMM RAL	Barrier with 230 V power supply for clear opening up to 6 m and opening time 8 sec . Impact resistance by means of encoder. RAL colour as requested
	P940066 00004	MOOVI 60RMM INOX	Barrier with 230 V power supply for clear opening up to 6 m and opening time 8 sec . Impact resistance by means of encoder. Stainless steel structure

	MOOVI 30	MOOVI 30 RMM MOOVI 30S MOOVI 30S RAL MOOVI 30S INOX	MOOVI 60	MOOVI 60 RMM	MOOVI 60RMM INOX
Useful passage	3 m	3 m	6 m	6 m	6 m
Control unit	ALPHA BOM	LEO MV D	ALPHA BOM	LEO MV D	
Motor power supply	230 V	230 V	230 V	230 V	230 V
Type of limit switch	electric, incorp. and adjustable				
Slowdown		adjustable		adjustable	
Locking	mechanical	mechanical	mechanical	mechanical	mechanical
Release	personal release key	personal release key	personal release key	personal release key	personal release key
Frequency of use	semi-intensive	semi-intensive	semi-intensive	semi-intensive	semi-intensive
Environmental conditions	from -20 °C to 50 °C				
Protection rating	IP24				










Accessories

	Code	Name	Description
	D730251	CBO	Base plate for mod. MOOVI - GIOTTO
	N728033	AQ3	Complete 3 metre rectangular boom for GIOTTO and MOOVI
	N728034	AQ5	Complete 5 metre rectangular boom for GIOTTO and MOOVI
	N999507	OMEGA AQ	Pack of accessories for installation of 3/5 m rectangular boom for MOOVI/GIOTTO
	N999509	OMEGA AQ S/STEEL	Pack of accessories for installation of 3/5 m rectangular boom for MOOVI INOX
	N728031	AT3	Complete 3 metre round boom for MOOVI/GIOTTO
	N728032	AT5	Complete 5 metre round boom for MOOVI/GIOTTO
	N728038	AT6	Complete 6 metre round boom for MOOVI/GIOTTO
	N999513	OMEGA AT	Pack of accessories for installation of 3/5 m round boom for MOOVI/GIOTTO
	P120031	PRM	Hand protection kit against cutting, for MOOVI
	P120023	FAF 2	Rest fork for booms. For bolting to ground.
	P120023 00100	FAF 2 RAL	Fixed rest fork for booms with customised RAL colour. For bolting to ground.
	P123025	B 00 R02	Wall mounting for B LTA series flashing beacons
	D111904	MITTO B RCB02 R1	Transmitter with 2 channels. Range 50/100 m. Power supply 12 V with 1 battery type 23 A
	D831081	CMS	Sign
	N999608	ACTR	Pack of 12 additional reflective labels (1 pack already included with each boom)
	N728051	ART 90 Q	90° articulated joint for Moovi and Giotto booms. Max 4m clear passage.
	D573003	SB	Aluminium skirt for road barrier booms. Price per linear metre (Calculate length of useful passage minus 40cm)
	P120001 00001	KIT LIGHT	Lights on boom 3 or 4.5 m




	P120001 00002	KIT LIGHTI	Lights for booms over 4.5 m
	P120028 00001	PCA N3	Top and bottom rubber cover profile for booms of 3 m max.
	P120028 00002	PCA N4	Top and bottom rubber cover profile for booms of 4 m max.
	P120028 00003	PCA N5	Top and bottom rubber cover profile for booms of 5 m max.
	P120028 00004	PCA N6	Top and bottom rubber cover profile for booms of 6 m max.
	P120025 00100	FAF 2R RAL	Fixed rest fork for booms with customised RAL colour. For bolting to ground.
	P120026	ZFAF2	Additional anchor plates for cementing FAF2 forks to ground.
	D940007	GAM	Mobile rest leg for BGV barrier boom (not usable on BGV 30)
	D940008	GA AQ AT	Movable support leg for AQ or AT booms (on MOOVI, MICHELANGELO and GIOTTO barriers)
	D940009	GAMA AQ AT	Dampened movable support leg for AQ or AT booms (on MOOVI, MICHELANGELO and GIOTTO barriers)
	N190104	BIR C	Rubber safety edge (H 30 mm), price per m
	P111401 00001	VENTIMIGLIA NS	Infrared device for BIR C or BAR C safety edges (conforms to EN 12978 Standard)
	P120018	THERMO	Thermostat controlled heating element for use with MOOVI barriers - THERMO
	P111376	SCS 1	Serial board for connection to zone and opposing leaves for control units with display While stocks last
	P111001 00003	RME 2	230Vac dual channel metal object detector Supplied with RME 2 installation base
	P111274	RME 1 BT	24Vac single channel metal object detector with installation base
	D110926 00001	SPIRA 2X1	Magnetic loop 2 x 1 m
	P111537	ERIS A30	Pair of wireless photocells with possibility of management of an IR or resistive active safety edge. Possibility of directing the beam 180 ° horizontally and 20 ° vertically. Range 30 m. Power supply 24 V ac/dc.
	P111526	DESME A15	Pair of self-aligning photocells. Range 30 m. Power supply 24 V ac/dc.
	P111527	DESME A15 O	Pair of photocells adjustable horizontally and vertically. IR signal synchronised to prevent any risk of blinding. Range . Power supply ac/dc.
	P111714	THEA A15 O.PF UNI 05	Pair of orientable photocells with integrated flashing beacon Beam can be oriented 40° horizontally and 10° vertically. Synchronised infrared signal to avoid any possibility of accidental dazzling. Range 30 m. Power supply 24 V ac/dc. For external application.
	P111528	THEA A15 O.PF	Pair of orientable photocells with integrated flashing beacon Beam can be oriented 40° horizontally and 10° vertically. Synchronised infrared signal to avoid any possibility of accidental dazzling. Range 30 m. Power supply 24 V ac/dc. For external application.
	P903018	PHP	Pair of aluminium posts for THEA/DESME series photocells Height 522 mm
	P903025	PHP ADA	Pair of adapters for the installation of AKTA photocells on PHP posts
	P903019	PHP2	Pair of double aluminium posts for THEA/DESME series photocells. Height 522 mm

	P121023	Q.BO KEY WM AV	Vandalproof key selector with double contact, for outdoor use. Metal structure.
	P121024	Q.BO TOUCH	Wireless digital touch button panel 433Mhz rolling code.
	D113746 00003	GSM RECEIVER	GSM receiver. Enables the operation of an automation system with a free phone call
	D113748 00002	RADIUS B LTA 230 R1	Flashing light with incorporated antenna for motors with power supply 230 V.
	D113718 00002	CLONIX 4 RTE	External 4-channel 433 MHz rolling code receiver. Power relay outputs (16A 230v)
	D113674 00001	CLONIX 2E	CLONIX 2E 433 MHZ dual channel external receiver with rolling code (to be used if there is no CLONIX receiver in the system)
	D113808 00003	CLONIX UNI AC U-LINK 230V	433Mhz external receiver with 3 outputs: 2 with NO contact and one NO/NC configurable. Compatible with U-LINK protocol (with 3 connection slots). Power supply 230V, 2048-position memory
	D113807 00002	CLONIX 2E AC U-LINK 230	433Mhz external receiver with 2 outputs with NO contact. Compatible with U-LINK protocol (with 3 connection slots). Power supply 230V, 2048-position memory

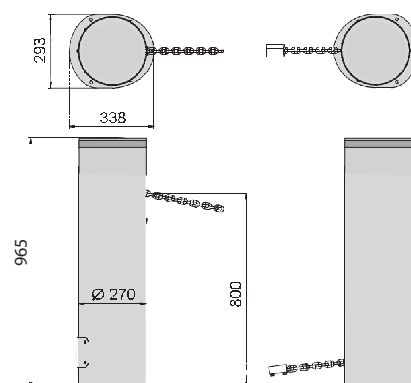


TWIN | |








	Code	Name	Description
	P970079	TWIN ON LIGHT	Motorised column for automatic chain barrier 24 V for intensive use, suitable for delimiting access zones of residential and industrial areas and small car parks, covering access points up to 16 m. Equipped with cap with traffic lights.
	P970080	TWIN OFF LIGHT	Non-motorised column for automatic chain barrier - V for intensive use, suitable for delimiting access zones of residential and industrial areas and small car parks, covering access points up to 16 m. Equipped with cap with traffic lights.
	P970099	TWIN-ON	Motorised column for automatic chain barrier 24 V for intensive use, suitable for delimiting access zones of residential and industrial areas and small car parks, covering access points up to 16 m.
	P970100	TWIN-OFF	Non-motorised column for automatic chain barrier - V for intensive use, suitable for delimiting access zones of residential and industrial areas and small car parks, covering access points up to 16 m. Equipped with cap with traffic lights.

	TWIN ON LIGHT	TWIN OFF LIGHT TWIN-OFF
Frequency of use	intensive	intensive
Opening or closing time	10 sec.	
Safety	armoured padlock with numbered key	armoured padlock with numbered key
Case treatment	cataphoresis	cataphoresis
Type of limit switch	electronic	
Impact reaction	electronic torque limiter	
Environmental conditions	from -20 °C to 60 °C	
Motor voltage	24 V	
Chain	ø 8 (prv-chn 10). / ø 4.5(prv-chn 16) mm	ø 8 (prv-chn 10). / ø 4.5(prv-chn 16) mm

Dimensions












Accessories

	Code	Name	Description
	P800077	PRV-CHN 10	Chain for access points up to 10 m, Ø 8 mm wire . Armoured lock not included.
	P800078	PRV-CHN 16	Chain for access points up to 16 m, wire Ø 4.5 mm. Armoured lock not included.
	P800107	TWIN CHN PADLOCK 	Armoured lock for Twin chain closing
	P800088	CHN-DRIVE 1	Above-ground guide for holding chain (2m)
	P800079	CHN-DRIVE 2	Floor guide for chain housing
	PI20068	BBV TWIN	TWIN backup batteries
	D110912	COMPASS - ISOCARD	ISO standard proximity badge
	D110914	COMPASS - RING	Key-ring transponder for access control
	D113256	COMPASS 485	Interface control unit for connection with a maximum of 2 compass slim . Number of cards managed: up to 6000 in stand alone .
	D113704	COMPASS SLIM	Reader head with ip55 protection rating.

	P111274	RME 1 BT	24Vac single channel metal object detector with installation base
	P111001 00003	RME 2	230Vac dual channel metal object detector Supplied with RME 2 installation base
	D110926 00001	SPIRA 2X1	Magnetic loop 2 x 1 m
	D113800	AXXEDO Q.BO SA	Stand-alone keypad with 125 KHz proximity reader and two relays for the control of a gate and a courtesy light
	P121023	Q.BO KEY WM AV	Vandalproof key selector with double contact, for outdoor use. Metal structure.
	P121022	Q.BO KEY WM	Key selector for outdoor use with double contact.
	P121024	Q.BO TOUCH	Wireless digital touch button panel 433Mhz rolling code.
	P121025	Q.BO PAD	Vandalproof digital push-button panel, for outdoor use. Metal structure and s/steel buttons. Compatible with WIEGAND protocol, it ensures maximum system safety as it does not directly control the opening of the entry point.
	P121016	RB	4-channel wall-mounted radio control with rolling code
	P903018	PHP	Pair of aluminium posts for THEA/DESME series photocells Height 522 mm
	P903026	PHP3	Single aluminium column for Q.bo series selectors. Height 1038 mm
	P903019	PHP2	Pair of double aluminium posts for THEA/DESME series photocells. Height 522 mm
	P903027	PHP4	Pair of aluminium columns for Q.bo series selectors and DESME and THEA series photocells. Height 1038 mm
	D113746 00003	GSM RECEIVER	GSM receiver. Enables the operation of an automation system with a free phone call
	D113674 00001	CLONIX 2E	CLONIX 2E 433 MHZ dual channel external receiver with rolling code (to be used if there is no CLONIX receiver in the system)
	D113718 00002	CLONIX 4 RTE	External 4-channel 433 MHz rolling code receiver. Power relay outputs (16A 230v)
	D113807 00002	CLONIX 2E AC U-LINK 230	433Mhz external receiver with 2 outputs with NO contact. Compatible with U-LINK protocol (with 3 connection slots). Power supply 230V, 2048-position memory
	D113808 00003	CLONIX UNI AC U-LINK 230V	433Mhz external receiver with 3 outputs: 2 with NO contact and one NO/NC configurable. Compatible with U-LINK protocol (with 3 connection slots). Power supply 230V, 2048-position memory
	P123025	B OO R02	Wall mounting for B LTA series flashing beacons
	D113748 00002	RADIUS B LTA 230 R1	Flashing light with incorporated antenna for motors with power supply 230 V.
	D113749 00002	RADIUS B LTA 230 R2	Flashing light without incorporated antenna for motors with power supply 230 V.
	D113783	IPNOS B LTB 24 R1	Flashing beacon with LED technology. New design language with smoke-grey cover. Built-in antenna. Power supply 24 V.
	P111526	DESME A15	Pair of self-aligning photocells. Range 30 m. Power supply 24 V ac/dc.
	P111527	DESME A15 O	Pair of photocells adjustable horizontally and vertically. IR signal synchronised to prevent any risk of blinding. Range . Power supply ac/dc.
	P111528	THEA A15 O.PF	Pair of orientable photocells with integrated flashing beacon Beam can be oriented 40° horizontally and 10° vertically. Synchronised infrared signal to avoid any possibility of accidental dazzling. Range 30 m. Power supply 24 V ac/dc. For external application.



	D111946	MITTO B RCB04 R1 SUNRISE	Transmitter 4 channels. Range 50/100 m. Power supply 12 V with 1 battery type 23 A. Colour: Sunrise Yellow
	D111947	MITTO B RCB04 R1 CLEAR ICE	Transmitter 4 channels. Range 50/100 m. Power supply 12 V with 1 battery type 23 A. Colour: Clear Ice White
	D111945	MITTO B RCB04 R1 VINEYARD	Transmitter 4 channels. Range 50/100 m. Power supply 12 V with 1 battery type 23 A. Colour: Vineyard Red
	D111904	MITTO B RCB02 R1	Transmitter with 2 channels. Range 50/100 m. Power supply 12 V with 1 battery type 23 A
	N999542	MITTO B RCB02 R3	Transmitter 2 channels. Range 50/100 m. Power supply 12 V with 1 battery type 23 A. Pack of 100pcs numbered for block memorisation.
	D111906	MITTO B RCB04 R1	Transmitter with 4 channels. Range 50/100 m. Power supply 12 V with 1 battery type 23 A
	N999543	MITTO B RCB04 R3	Transmitter 4 channels. Range 50/100 m. Power supply 12 V with 1 battery type 23 A. Pack of 100pcs numbered for block memorisation.
	D111907	MITTO B RCB04 R2 REPLAY	Copyable transmitter 4 channels. Range 50/100 m. Power supply 12 V with 1 battery type 23 A
	D111905	MITTO B RCB02 R2 REPLAY	Copyable transmitter 2 channels. Range 50/100 m. Power supply 12 V with 1 battery type 23 A
	D111888	KLEIO B RCA02 R1	Transmitter with 2 channels. Range 50/100 m. Power supply 12 V with 1 battery type 23 A
	D111890	KLEIO B RCA04 R1	Transmitter with 4 channels. Range 50/100 m. Power supply 12 V with 1 battery type 23 A

ARM ACCESSORIES COMPATIBILITY

CODE	MODEL	MAXIMA 30 (1,7 / 3m)	MAXIMA ULTRA 35 (1,7 / 3m)	MAXIMA ULTRA 35 (3 / 5m)	MAXIMA 60 (4 / 6m)	MAXIMA 80 (6 / 8m)	MAXIMA ULTRA 68 (4 / 8m)
324020-3M-U	RST ATM		■ ⁽²⁾	■ ⁽³⁾	■	■	■
324090-U	GA ATM			■ ⁽³⁾	■	■	■
323250-U	KIT ATM LIGHT 3 R/G	■	■				
323251-U	KIT ATM LIGHT 5 R/G			■			
323252-U	KIT ATM LIGHT 8 R/G				■	■	■
323220-U	PCA ATM 3	■	■				
323221-U	PCA ATM 5			■			
323222-U	PCA ATM 8				■	■	■

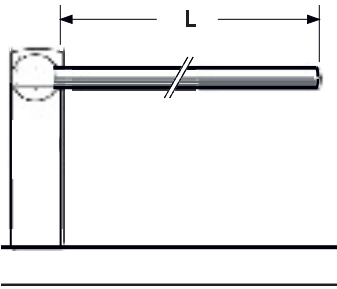
⁽¹⁾ Red light control only ⁽²⁾ Low speed only ⁽³⁾ Check springs table



MAXIMA ULTRA 35

SPRINGS

SPRING TYPE	Ø WIRE	SPRING COLOR
R	7.5	RED
B	8.0	BLUE
		GREEN



BALANCING THE ARM

MAXIMA ULTRA 35 (springs calibration - approximate data)											
	L	1700	2000	2250	2500	2750	3000	3500	4000	4500	5000
ATM		R	R	R	R	B	B	G	G	G	G
	A (mm)	103	103	100	94	100	95	103	103	103	95
ATM + GA ATM									G	G	G
	A (mm)								98	90	80
ATM + PCA ATM		R	R	R	R	B	B	G	G	G	G
	A (mm)	103	103	96	87	95	90	103	103	98	88
ATM + PCA ATM + GA ATM									G	G	G
	A (mm)								95	85	75
ATM + KIT ATM LIGHT R/G		R	R	R	R	B	B	G	G	G	G
	A (mm)	103	103	98	90	97	90	103	103	100	88
ATM + KIT ATM LIGHT R/G + GA ATM									G	G	G
	A (mm)								95	85	80
ATM + KIT ATM LIGHT R/G + PCA ATM		R	R	R	R	B	B	G	G	G	G
	A (mm)	103	100	92	82	92	84	103	100	95	82
ATM + KIT ATM LIGHT R/G + PCA ATM + GA ATM									G	G	
	A (mm)								90	80	
ATM + RST ATM		R	R	B	B	B	G	G	G	G	
	A (mm)	103	95	100	90	85	103	100	90	80	
ATM + RST ATM + GA ATM									G	G	
	A (mm)								90	80	
ATM + RST ATM + KIT ATM LIGHT R/G		R	R	B	B	B	G	G	G	G	
	A (mm)	100	90	95	85	80	103	98	85	75	
ATM + RST ATM + GA ATM + KIT ATM LIGHT R/G									G	G	
	A (mm)								88	75	

Do not weight the arm down by applying other accessories

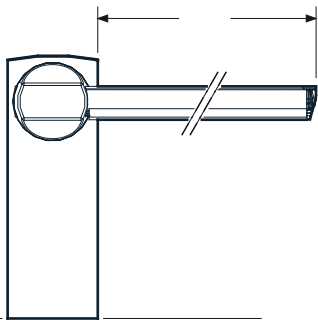
check that the arm is balanced at ~45°.



MAXIMA ULTRA 68 WITH OMEGA ATML U

SPRINGS

SPRING TYPE	Ø WIRE	SPRING COLOR
W	7,5	WHITE
W + W	7,5 + 7,5	WHITE + WHITE
W + Y	7,5 + 9,0	WHITE + YELLOW
Y	9,0	YELLOW
Y + Y	9,0 + 9,0	YELLOW + YELLOW
Y + P	9,0 + 9,5	YELLOW + PURPLE
P	9,5	PURPLE



BALANCING THE ARM

MAXIMA ULTRA 68 (springs calibration - approximate data)										
	L	4000	4500	5000	5500	6000	6500	7000	7500	8000
ATML		W+W	W+W	Y	Y	W+Y	Y+Y	Y+Y	Y+P	Y+P
	A (mm)	125	125	125	95	125	125	110	120	100
ATML + GA ATM		W+W	W+W	Y	W+Y	W+Y	Y+Y	Y+Y	Y+P	P+P
	A (mm)	125	95	95	120	95	110	115	110	105
ATML + PCA ATM		W+W	W+W	Y	W+Y	W+Y	Y+Y	Y+P	P+P	P+P
	A (mm)	125	85	85	115	85	100	105	110	95
ATML + PCA ATM + GA ATM		W+W	Y	W+Y	W+Y	Y+Y	Y+P	Y+P	P+P	P+P
	A (mm)	100	95	120	95	120	110	90	95	80
ATML + KIT ATML LIGHT R/G		W+W	W+W	W+W	W+Y	W+Y	Y+Y	Y+Y	Y+P	P+P
	A (mm)	125	115	80	125	110	120	100	110	115
ATML + KIT ATML LIGHT R/G + GA ATM		W+W	Y	Y	W+Y	W+Y	Y+Y	Y+P	P+P	P+P
	A (mm)	125	115	85	115	85	100	110	115	95
ATML + KIT ATML LIGHT R/G + PCA ATM		Y	Y	Y	W+Y	Y+Y	Y+P	Y+P	P+P	P+P
	A (mm)	125	115	80	105	125	120	100	100	80
ATML + KIT ATML LIGHT R/G + PCA ATM + GA ATM		Y	Y	W+Y	W+Y	Y+Y	Y+P	P+P	P+P	P+P
	A (mm)	125	85	115	85	115	105	110	85	70
ATML + RST ATM		Y	Y	W+Y	W+Y	Y+Y	Y+P	P+P	P+P	P+P
	A (mm)	125	100	120	90	120	105	110	90	70
ATML + RST ATM + GA ATM		Y	W+Y	W+Y	Y+Y	Y+Y	P+P	P+P	P+P	
	A (mm)	110	125	100	125	100	115	95	75	
ATML + RST ATM + KIT ATML LIGHT R/G		Y	Y	W+Y	Y+Y	Y+Y	P+P	P+P	P+P	
	A (mm)	125	90	115	125	110	125	105	80	
ATML + RST ATM + GA ATM + KIT ATML LIGHT R/G		Y	W+Y	W+Y	Y+Y	Y+Y	P+P	P+P	P+P	
	A (mm)	105	125	95	120	95	110	90	75	

Do not weight the arm down by applying other accessories

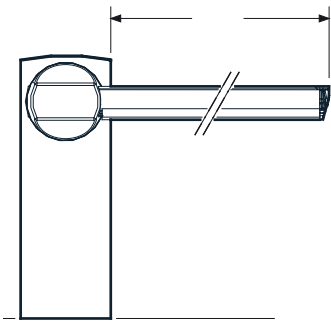
check that the arm is balanced at ~45°.



MAXIMA ULTRA 68 WITH OMEGA FRC ATML U

SPRINGS

SPRING TYPE	Ø WIRE	SPRING COLOR
W	7,5	WHITE
W + W	7,5 + 7,5	WHITE + WHITE
W + Y	7,5 + 9,0	WHITE + YELLOW
Y	9,0	YELLOW
Y + Y	9,0 + 9,0	YELLOW + YELLOW
Y + P	9,0 + 9,5	YELLOW + PURPLE
P	9,5	PURPLE



BALANCING THE ARM

MAXIMA ULTRA 68 (springs calibration - approximate data)										
	L	4000	4500	5000	5500	6000	6500	7000	7500	8000
ATML		W+W	Y	Y	W+Y	W+Y	Y+Y	Y+Y	Y+P	P+P
	A (mm)	110	110	85	115	95	125	90	100	105
ATML + GA ATM		Y	W+Y	W+Y	W+Y	Y+Y	Y+P	Y+P	P+P	P+P
	A (mm)	110	125	115	90	120	125	100	105	90
ATML + PCA ATM		Y	W+Y	W+Y	W+Y	Y+Y	Y+P	P+P	P+P	P+P
	A (mm)	110	125	110	85	115	125	110	95	80
ATML + PCA ATM + GA ATM		Y	W+Y	W+Y	Y+Y	Y+Y	Y+P	P+P	P+P	P+P
	A (mm)	85	115	90	120	100	105	100	80	65
ATML + KIT ATML LIGHT R/G		Y	Y	W+Y	W+Y	Y+Y	Y+Y	Y+P	P+P	P+P
	A (mm)	125	105	125	105	125	115	105	115	95
ATML + KIT ATML LIGHT R/G + GA ATM		Y	W+Y	W+Y	W+Y	Y+Y	Y+P	Y+P	P+P	P+P
	A (mm)	100	125	105	85	115	125	90	100	85
ATML + KIT ATML LIGHT R/G + PCA ATM		Y	W+Y	W+Y	Y+Y	Y+Y	Y+P	P+P	P+P	P+P
	A (mm)	105	125	105	125	110	115	105	90	75
ATML + KIT ATML LIGHT R/G + PCA ATM + GA ATM		Y	W+Y	W+Y	Y+Y	Y+Y	P+P	P+P	P+P	P+P
	A (mm)	85	110	85	115	95	125	90	75	60
ATML + RST ATM		Y	W+Y	W+Y	Y+Y	Y+Y	P+P	P+P	P+P	P+P
	A (mm)	95	115	95	120	100	125	95	75	60
ATML + RST ATM + GA ATM		W+Y	W+Y	Y+Y	Y+Y	Y+Y	P+P	P+P	P+P	
	A (mm)	125	100	125	105	85	110	80	60	
ATML + RST ATM + KIT ATML LIGHT R/G		Y	W+Y	W+Y	Y+Y	Y+Y	P+P	P+P	P+P	P+P
	A (mm)	90	115	85	115	95	115	85	70	60
ATML + RST ATM + GA ATM + KIT ATML LIGHT R/G		W+Y	W+Y	Y+Y	Y+Y	Y+Y	P+P	P+P	P+P	
	A (mm)	125	95	120	100	75	105	75	60	

Do not weight the arm down by applying other accessories

check that the arm is balanced at ~45°.



MICHELANGELO BT A

WORKING LENGTH OF BOOM AND BALANCING (m)

SB	PCA N (above boom only)	PCA N (below boom only)	KIT LIGHT	GA AQ AT - GAMA AQ AT	BIR	MCL 40 + AT 704						MCL 40 + AQ 6						MCL 60 + AQ 6				MCL 60 + AT 704 + ATT502				MCL 60 + AT706				MCL 80 + AT 706		MCL 80 + AT 704+AT504				
						A		B		C		A		B		C		A		B		A		B		A		B		A		A				
						min L	max L	min L	max L	min L	max L	min L	max L	min L	max L	min L	max L	min L	max L	min L	max L	min L	max L	min L	max L	min L	max L	min L	max L	min L	max L	min L	max L	min L	max L	
•								3.0	3.6	2.4	3.1					3.3	4.0	2.8	3.6	5.7	6.0	4.8	5.9	5.4	6.0	3.9	5.1	5.1	5.7	4.0	5.1			7.9	8.0	
•	•						3.8	4	2.9	3.5	2.3	3.0			3.3	4.0	2.7	3.4	5.6	6.0	4.5	5.6	5.3	6.0	3.8	5.1	4.9	5.5	3.9	4.9			7.8	8.0		
•	•	•					3.8	4.0	2.8	3.4	2.3	2.9			3.3	3.9	2.6	3.3	5.5	6.0	4.4	5.5	5.2	6.0	3.8	5.1	4.8	5.4	3.8	4.8			7.6	8.0		
					•		3.6	3.9	2.8	3.3	2.2	2.8			3.1	3.7	2.5	3.2	5.4	6.0	4.5	5.5	5.0	5.8	4.2	5.0	4.6	5.2	3.7	4.6			7.3	7.8		
					•		3.5	3.8	2.7	3.2	2.1	2.7	3.9	4.0	3.0	3.6	2.4	3.0	5.4	6.0	4.4	5.3	4.8	5.6	3.4	4.6	4.5	5.0	3.6	4.5			7.0	7.4		
					•		3.5	3.7	2.6	3.1	2.1	2.7	3.9	4.0	2.9	3.5	2.3	3.0	5.3	5.9	4.3	5.3	4.7	5.5	3.3	4.5	4.4	4.9	3.5	4.4			6.9	7.3		
•							3.1	3.3	2.4	2.8	1.9	2.4	3.4	3.7	2.6	3.1	2.1	2.6	4.7	5.2	3.8	4.5					4.0	4.5	3.2	4.0	5.8	6.0				
•	•						3.0	3.2	2.3	2.7	1.8	2.3	3.3	3.5	2.5	3.0	2.0	2.5	4.6	5.1	3.7	4.4					3.9	4.4	3.1	3.9	5.6	5.9				
•	•					•	3.0	3.2	2.3	2.7	1.8	2.3	3.3	3.5	2.5	2.9	2.0	2.5	4.5	5.0	3.6	4.4					3.8	4.3	3.0	3.8	5.6	5.8				
					•		3.9	4.0	2.8	3.5	2.3	2.9			3.3	4.0	2.6	3.4	5.6	6.0	4.5	5.5	5.3	6.0	3.6	5.1	5.0	5.6	3.9	5.0			7.9	8.0		
					•		3.7	3.9	2.7	3.3	2.2	2.8			3.1	3.8	2.5	3.2	5.5	6.0	4.4	5.5	5.2	6.0	3.5	5.0	4.8	5.4	3.8	4.8			7.5	8.0		
		•			•		3.5	3.8	2.6	3.2	2.1	2.7			3.0	3.6	2.3	3.0	5.4	6.0	4.3	5.5	5.2	5.9	3.4	4.9	4.6	5.2	3.6	4.6			7.1	7.6		
		•	•		•		3.6	3.9	2.7	3.3	2.2	2.8			3.1	3.7	2.4	3.1	5.4	6.0	4.4	5.5	5.1	5.9	3.4	5.0	4.7	5.3	3.7	4.7			7.4	8.0		
		•	•		•		3.5	3.7	2.6	3.1	2.1	2.6	3.9	4.0	2.9	3.5	2.3	3.0	5.3	6.0	4.2	5.3	4.9	5.7	3.1	4.5	4.5	5.1	3.6	4.5			7.1	7.8		
		•	•		•	•	3.4	3.6	2.5	3.0	2.0	2.5	3.8	4.0	2.8	3.4	2.3	2.9	5.4	5.9	4.3	5.3	4.7	5.5	3.1	4.5	4.4	4.9	3.5	4.4			6.8	7.5		
		•	•		•	•	3.3	3.5	2.4	2.9	2.0	2.5	3.6	3.9	2.7	3.3	2.2	2.8	5.0	5.6	4.0	4.9	4.5	5.3	2.9	4.2	4.3	4.8	3.3	4.2			6.5	7.2		
		•	•		•	•	3.2	3.4	2.4	2.9	1.9	2.4	3.6	3.8	2.6	3.2	2.1	2.7	4.9	5.5	3.9	4.9	4.5	5.2	2.8	4.1	4.2	4.7	3.3	4.2			6.4	7.1		
•					•		2.9	3.1	2.2	2.6	1.7	2.2	3.2	3.4	2.4	2.9	1.9	2.4	4.4	4.9	3.3	4.2					3.8	4.3	3.0	3.8	5.6	5.8				
•	•				•		2.8	3.1	2.1	2.6	1.6	2.1	3.1	3.3	2.3	2.8	1.8	2.3	4.3	4.8	3.2	4.1					3.7	4.2	2.9	3.7	5.5	5.7				
•	•				•		2.8	3.0	2.1	2.5	1.6	2.1	3.0	3.3	2.3	2.7	1.8	2.3	4.2	4.7	3.2	4.0					3.6	4.1	2.9	3.6	5.4	5.6				
								3.4	4.0	2.6	3.2				3.8	4.0	3.0	3.8	5.3	6.0	4.8	6.0	5.2	6.0	3.8	5.1	5.3	6.0	4.2	5.3			7.9	8.0		

GIOTTO - GIOTTO BT A





WORKING LENGTH OF BOOM AND BALANCING (m)

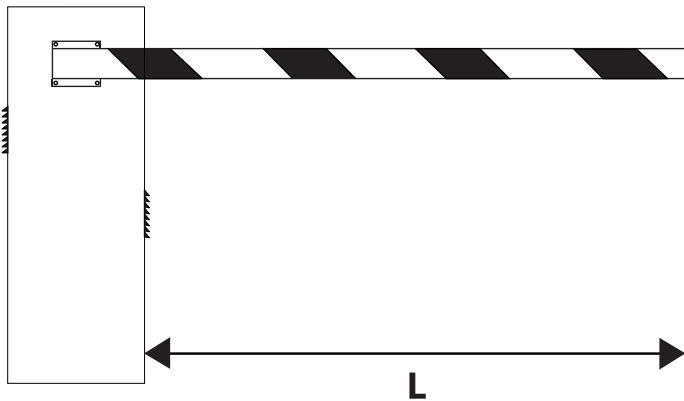
SB	PCA N (above boom only)	PCA N (below boom only)	KIT LIGHT	GA AQ AT GAMA AQ AT	BIR	GIOTTO BT / GIOTTO S BT 60				GIOTTO BT / GIOTTO S BT 30							
						A		B		A		B		C			
						min L	max L	min L	max L	min L	max L	min L	max L	min L	max L		
	•					5.0	5.0	3.9	5.0							1.9	3.0
	•	•				4.7	5.0	3.7	4.9							1.8	3.0
	•	•	•			4.6	5.0	3.6	4.7				2.9	3.0	1.7	2.9	
					•	4.4	4.9	3.4	4.5				2.8	3.0	1.7	2.8	
					•	4.2	4.6	3.3	4.3				2.7	3.0	1.6	2.7	
					•	4.1	4.5	3.2	4.2				2.6	3.0	1.5	2.6	
•						3.6	4.0	2.8	3.7	2.8	3.0	2.3	2.6	1.3	2.3		
•	•					3.4	3.8	2.7	3.6	2.7	2.9	2.2	2.5	1.3	2.2		
•	•					3.4	3.8	2.7	3.5	2.7	2.9	2.2	2.5	1.3	2.2		
					•	4.8	5.0	3.7	5.0				2.9	3.0	1.6	2.9	
					•	4.5	5.0	3.5	4.7				2.8	3.0	1.5	2.8	
					•	4.3	4.8	3.3	4.4				2.6	3.0	1.4	2.6	
					•	4.2	4.7	3.2	4.3				2.5	3.0	1.4	2.5	
					•	4.0	4.5	3.1	4.2				2.5	2.9	1.3	2.5	
					•	3.8	4.3	2.9	4.0	2.9	3.0	2.3	2.8	1.3	2.3		
					•	3.7	4.2	2.9	3.9	2.9	3.0	2.3	2.7	1.2	2.3		
•						3.3	3.7	2.6	3.5	2.5	2.8	2.0	2.4	1.1	2.0		
•	•					3.2	3.6	2.5	3.3	2.5	2.7	2.0	2.3	1.1	2.0		
•	•					3.2	3.5	2.4	3.3	2.4	2.7	1.9	2.3	1.0	1.9		
						6.0	6.0	4.4	5.0							2.1	3.0



MOOVI 30-60

WORKING LENGTH OF BOOM AND BALANCING (m)

SB	PCA N (above boom only)	PCA N (below boom only)	KIT LIGHT	GA/GAMA AQ AT	BIR	MOOVI 60				MOOVI 30			
						A 		B 		B 		C 	
						min L	max L	min L	max L	min L	max L	min L	max L
	▪					5.0	5.0	3.9	5.0			2.9	3.0
	▪	▪				4.7	5.0	3.7	4.9			2.8	3.0
	▪	▪	▪			4.6	5.0	3.6	4.7			2.7	3.0
					▪	4.4	4.9	3.4	4.5			2.6	3.0
	▪				▪	4.2	4.6	3.3	4.3			2.4	3.0
	▪		▪		▪	4.1	4.5	3.2	4.2	2.9	3.0	2.4	3.0
▪						3.6	4.0	2.8	2.7	2.9	3.0	2.1	3.0
▪	▪					3.4	3.8	2.7	3.6	2.8	3.0	2.0	3.0
▪	▪		▪			3.4	3.8	2.7	3.5	2.7	3.0	1.9	3.0
				▪		4.8	5.0	3.7	5.0			2.7	3.0
	▪			▪		4.5	5.0	3.5	4.7			2.5	3.0
	▪	▪		▪		4.3	4.8	3.3	4.4			2.4	3.0
	▪	▪	▪	▪		4.2	4.7	3.2	4.3	2.9	3.0	2.3	3.0
				▪	▪	4.0	4.5	3.1	4.2	2.8	3.0	2.2	3.0
	▪			▪	▪	3.8	4.3	2.9	4.0	2.7	3.0	2.1	3.0
	▪		▪	▪	▪	3.7	4.2	2.9	3.9	2.9	3.0	2.1	3.0
▪				▪	▪	3.3	3.7	2.6	3.5	2.6	3.0	1.8	3.0
▪	▪			▪	▪	3.2	3.6	2.5	3.3	2.6	3.0	1.7	3.0
▪	▪		▪	▪	▪	3.2	3.5	2.4	3.3	2.5	3.0	1.7	3.0
						6.0	6.0	4.4	5.0			2.9	3.0



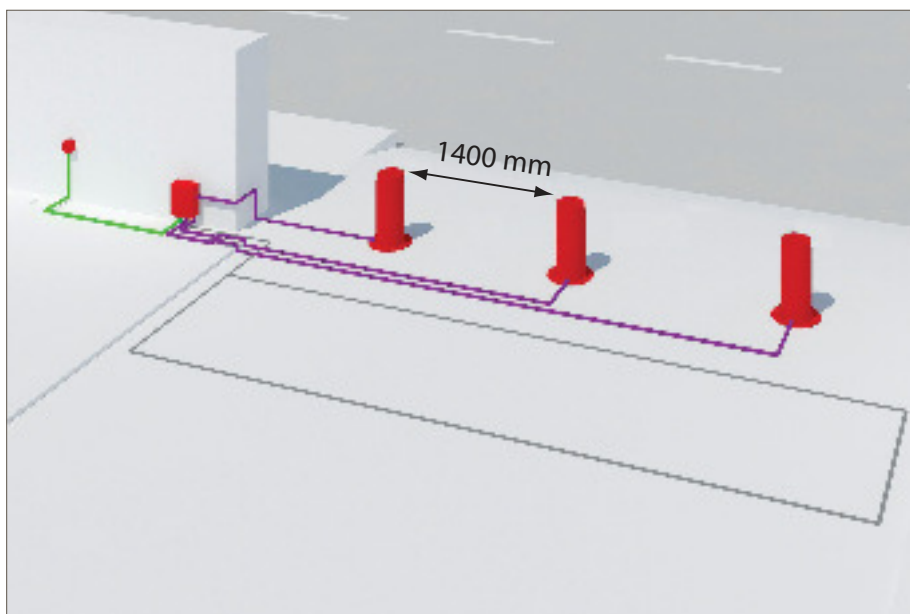
Rising bollards

Guide to choosing

Rod height	Voltage	Operator type	Operator	PLUS
-		-	RANCH D 275/800CN L	High breakage resistance
		-	XPASS B 330/1200 BODY L	Height 1200mm
		-	XPASS B 330/1200 BODY LI	Stainless steel
		-	XPASS B 330/1200 HYDR. UNIT	Independent hydraulic unit
		-	XPASS B 330/1200 HYDR. UNIT + EFO	Independent hydraulic unit with EFO device
500mm		Semi-automatic bollards	DAMPY B 115/500	Cataphoresis
		Semi-automatic bollards	DAMPY B 219/500	Cataphoresis
		Semi-automatic bollards	DAMPY B 115/500 I	Stainless steel
		Semi-automatic bollards	DAMPY B 219/500 I	Stainless steel
		Semi-automatic bollards	DAMPY B 219/500 L	Lights
		Semi-automatic bollards	DAMPY B 219/500 LI	Lights and s/steel
		Fixed bollards	RANCH B 219/500	Cataphoresis
		Fixed bollards	RANCH B 219/500 I	Stainless steel
		Fixed bollards	RANCH B 219/500 L	Lights
	Fixed bollards	RANCH B 219/500 LI	Lights and s/steel	
	230V	Automatic bollards	STOPPY B 115/500	Slowdown in opening and closing
		Automatic bollards	STOPPY MBB KIT 219/500.C 230 C	Bollard and foundation box
		Automatic bollards	STOPPY MBB KIT 219/500.C 230 L C	Bollard and foundation box with light crown
Automatic bollards		STOPPY MBB KIT 219/500.C 230 LI C	Stainless steel bollard and foundation box	
600mm		Fixed bollards	RANCH C 275/600CN	Painted steel
		Fixed bollards	RANCH C 275/600CN L	Painted steel
		Fixed bollards	RANCH C 275/600CN I	Stainless steel
		Fixed bollards	RANCH C 275/600CN LI	Stainless steel
	230V	hydraulic bollards	PILLAR B 275/600.6C L	Cap with lights
		hydraulic bollards	PILLAR B 275/600.6C LI	Stainless steel shaft
		hydraulic bollards	PILLAR B 275/600.6C L SD	Cap with Lights & Security Device
		hydraulic bollards	PILLAR B 275/600.6C LI SD	Stainless steel and Security Device
700mm		Semi-automatic bollards	DAMPY B 219/700	Cataphoresis
		Semi-automatic bollards	DAMPY B 219/700 I	Stainless steel
		Semi-automatic bollards	DAMPY B 219/700 L	Lights
		Semi-automatic bollards	DAMPY B 219/700 LI	Lights and s/steel
		Fixed bollards	RANCH B 219/700	Cataphoresis
		Fixed bollards	RANCH B 219/700 I	Stainless steel
		Fixed bollards	RANCH B 219/700 L	Lights
		Fixed bollards	RANCH B 219/700 LI	Lights and s/steel
	230V	Automatic bollards	STOPPY B 200/700	Available with light crown
		Automatic bollards	STOPPY MBB KIT 219/700.C 230 C	Bollard and foundation box
		Automatic bollards	STOPPY MBB KIT 219/700.C 230 L C	Bollard and foundation box with light crown
		Automatic bollards	STOPPY MBB KIT 219/700.C 230 LI C	Stainless steel bollard and foundation box



800mm	-	Fixed bollards	RANCH C 275/800CN	Painted steel
		Fixed bollards	RANCH C 275/800CN L	Painted steel
		Fixed bollards	RANCH C 275/800CN I	Stainless steel
		Fixed bollards	RANCH C 275/800CN LI	Stainless steel
	230V	hydraulic bollards	PILLAR B 275/800.6C L	Cap with lights
		hydraulic bollards	XPASS B 275/800C L	Cap with lights
		hydraulic bollards	PILLAR B 275/800.6C LI	Stainless steel shaft
		hydraulic bollards	XPASS B 275/800C LI	Stainless steel shaft
		hydraulic bollards	PILLAR B 275/800.6C L SD	Cap with Lights & Security Device
		hydraulic bollards	XPASS B 275/800C L SD	Cap with Lights & Security Device
		hydraulic bollards	PILLAR B 275/800.6C LI SD	Stainless steel and Security Device
		hydraulic bollards	XPASS B 275/800C LI SD	Stainless steel and Security Device
		Fixed bollards	RANCH D 275/800C L	Lights
		Fixed bollards	RANCH D 275/800C LI	Stainless steel shaft



A	Operator
B	Control unit
D	Receiver
N	Junction box
R	Magnetic loop detector
—	2x1.5
—	3x1.5
—	RG 58
—	2x1
—	13x1



XPASS B | |

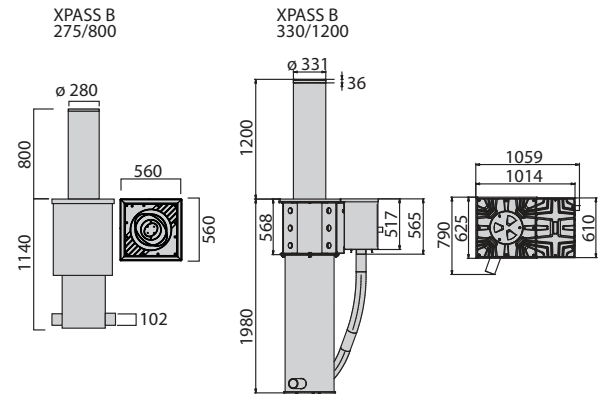


Code	Name	Description
P970105 00001	XPASS B 330/1200 BODY L	Anti-terrorism hydraulic bollard K12 230V. Shaft height 1200 mm, diameter 330 mm and LED light cap. The shaft keeps the access point closed in case of a power failure. Version in RAL 7015 painted steel. Hydraulic unit not included
P970105 00002	XPASS B 330/1200 BODY LI	Anti-terrorism hydraulic bollard K12 230V. Shaft height 1200 mm, diameter 330 mm and LED light cap. The shaft keeps the access point closed in case of a power failure. Stainless steel version. Hydraulic unit not included
D113828	XPASS B 330/1200 HYDR. UNIT	Hydraulic unit for XPASS B 330/1200 BODY L / LI without EFO device for rapid emergency raising
D113829	XPASS B 330/1200 HYDR. UNIT + EFO	Hydraulic unit for XPASS B 330/1200 BODY L / LI with EFO device for rapid emergency raising
P970094 00001	XPASS B 275/800C L	Anti-terrorism hydraulic bollard K4 230 V. Shaft height 800 mm, diameter 275 and LED light cap. The shaft lowers automatically in case of a power failure. Version in RAL 7015 painted steel.
P970094 00002	XPASS B 275/800C LI	Anti-terrorism hydraulic bollard K4 230 V. Shaft height 800 mm, diameter 275 and LED light cap. The shaft lowers automatically in case of a power failure. Stainless steel version.
P970094 00003	XPASS B 275/800C L SD	Anti-terrorism hydraulic bollard K4 230 V. Shaft height 800 mm, diameter 275 and LED light cap. The shaft keeps the access point closed in case of a power failure. Version in RAL 7015 painted steel.
P970094 00004	XPASS B 275/800C LI SD	Anti-terrorism hydraulic bollard K4 230 V. Shaft height 800 mm, diameter 275 and LED light cap. The shaft keeps the access point closed in case of a power failure. Stainless steel version.

	XPASS B 275/800C L	XPASS B 275/800C LI	XPASS B 275/800C L SD	XPASS B 275/800C LI SD	XPASS B 330/1200 BODY L	XPASS B 330/1200 BODY LI	XPASS B 330/1200 HYDR. UNIT	XPASS B 330/1200 HYDR. UNIT + EFO
Voltage	230 V	230 V	230 V	230 V	230 V	230 V	230 V	230 V
Rod height	800 mm	800 mm	800 mm	800 mm	1200 mm	1200 mm	1200 mm	1200 mm
Rod thickness	10 mm	10 mm	10 mm	10 mm	25 mm	25 mm	25 mm	25 mm
Rod diameter	275	275	275	275	330	330	330	330
Raise time	7 max sec.	7 max sec.	7 max sec.	7 max sec.	5.3 max sec.	5.3 max sec.	5.3 max (1.5 per emergency) sec.	5.3 max (1.5 per emergency) sec.
Lower time	4 sec.	4 sec.	4 sec.	4 sec.	4 sec.	4 sec.	4 sec.	4 sec.
Rod treatment	ral 7015 painted steel and reflective film h: 100 mm	aisi304 or aisi316	ral 7015 painted steel and reflective film h: 100 mm	aisi304 or aisi316 stainless steel	ral 7015 painted steel and reflective film h: 100 mm	aisi304 or aisi316	ral 7015 painted steel and reflective film h: 100 mm	aisi304 or aisi316
Operator type	hydraulic bollards	hydraulic bollards	hydraulic bollards	hydraulic bollards	hydraulic bollards	hydraulic bollards	hydraulic bollards	hydraulic bollards
Control unit	PERSEO CBD 230.P SD or PERSEO CBE 230.P SD				PERSEO CBE 230.P SD			
Break-in proof	730000 J	730000 J	730000 J	730000 J	2100000 J	2100000 J	2100000 J	2100000 J
Frequency of use	2000 Op/gg	2000 Op/gg	2000 Op/gg	2000 Op/gg	2000 Op/gg	2000 Op/gg	2000 Op/gg	2000 Op/gg
Antiterrorism: reference standard	pas 68:2010 7500/50/n2				iwa14-1:2013 v/7200(n3c)/80/90 single bollard installation			
Type of limit switch	reed magnetic sensor							
Manual cycle	reversible in the absence of voltage	reversible in the absence of voltage	reversible by means of mechanical key with no power	reversible by means of mechanical key with no power	reversible by means of mechanical key with no power	reversible by means of mechanical key with no power	reversible by means of mechanical key with no power	reversible by means of mechanical key with no power
Environmental conditions	from -40 °C to 60 °C							
Protection rating	IP67							



Dimensions



Accessories

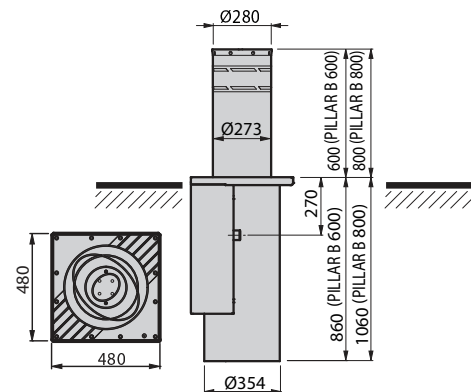
	Code	Name		Description
	D113779 00002	PERSEO CBD 230.P SD		Universal control panel for 1 to 4 Stoppy actuators. Integrated 2-channel receiver, 2048 codes
	D113812 00002	PERSEO CBE 230.P SD		Control unit with U-Link, receiver and incorporated heating circuit (to -40°C) for electro-mechanical and hydraulic bollards. Can manage up to 4 bollards at the same time (or up to 2 Xpass 1200)
	P111001 00003	RME 2		230Vac dual channel metal object detector Supplied with RME 2 installation base
	D110926 00001	SPIRA 2X1		Magnetic loop 2 x 1 m
	P800037	TBA		Bottom element for TBA totem. Top covering not included.
	P800039	TL		Traffic lights and top covering for totem
	P800108	TCAP		Top covering without lights for elements of Totem.
	P800038	TSU		Top element for TSU totem. Top covering not included.
	P800040	TPF		Foundation and anchor plate for TPF totem
	P800103	XPASS 800 ALARM		-
	D113705	ACOUSTIC DETECTOR		Adjustable acoustic detector for sirens ACOUSTIC DETECTOR
	P800042	STOPPY EXTENSION 50		Extra charge for 40 m cable for bollards
	P800041	STOPPY EXTENSION 25		Extra charge for 15 m cable for bollards



PILLAR B |

	Code	Name	Description
	P970092 00001	PILLAR B 275/600.6C L	Hydraulic bollard 230 V, shaft height 600 mm and diameter 275. LED light cap and H adhesive strip: 100 mm approved. The shaft automatically lowers in case of a power failure. RAL 7015 painted steel version.
	P970092 00002	PILLAR B 275/600.6C LI	Hydraulic bollard 230 V, shaft height 600 mm and diameter 275. LED light cap and H adhesive strip: 100 mm approved. The shaft automatically lowers in case of a power failure. Stainless steel version.
	P970092 00003	PILLAR B 275/600.6C L SD	Hydraulic bollard 230 V, shaft height 600 mm and diameter 275. LED light cap and H adhesive strip: 100 mm approved. The shaft stays raised in case of a power failure. RAL 7015 painted steel version.
	P970092 00004	PILLAR B 275/600.6C LI SD	Hydraulic bollard 230 V, shaft height 600 mm and diameter 275. LED light cap and H adhesive strip: 100 mm approved. The shaft stays raised in case of a power failure. Stainless steel version.
	P970093 00001	PILLAR B 275/800.6C L	Hydraulic bollard 230 V, shaft height 800 mm and diameter 275. LED light cap and H adhesive strip: 100 mm approved. The shaft automatically lowers in case of a power failure. RAL 7015 painted steel version.
	P970093 00002	PILLAR B 275/800.6C LI	Hydraulic bollard 230 V, shaft height 800 mm and diameter 275. LED light cap and H adhesive strip: 100 mm approved. The shaft automatically lowers in case of a power failure. Stainless steel version.
	P970093 00003	PILLAR B 275/800.6C L SD	Hydraulic bollard 230 V, shaft height 800 mm and diameter 275. LED light cap and H adhesive strip: 100 mm approved. The shaft stays raised in case of a power failure. RAL 7015 painted steel version.
	P970093 00004	PILLAR B 275/800.6C LI SD	Hydraulic bollard 230 V, shaft height 800 mm and diameter 275. LED light cap and H adhesive strip: 100 mm approved. The shaft stays raised in case of a power failure. Stainless steel version.
























	PILLAR B 275/600.6C L	PILLAR B 275/600.6C L SD PILLAR B 275/600.6C LI SD	PILLAR B 275/800.6C L	PILLAR B 275/800.6C L SD PILLAR B 275/800.6C LI SD
Voltage	230 V	230 V	230 V	230 V
Rod height	600 mm	600 mm	800 mm	800 mm
Rod diameter	275	275	275	275
Opening or closing time	5 sec.	5 sec.	6.5 sec.	6.5 sec.
Operator type	hydraulic bollards	hydraulic bollards	hydraulic bollards	hydraulic bollards
Control unit	PERSEO CBD 230.P SD			
Type of limit switch	reed magnetic sensor			
Impact resistance	20000 J	20000 J	20000 J	20000 J
Break-in proof	250000 J	250000 J	250000 J	250000 J
Manual cycle	reversible in the absence of voltage	release key	reversible in the absence of voltage	release key
Frequency of use	3000 Op/gg	3000 Op/gg	3000 Op/gg	3000 Op/gg
Environmental conditions	from -40 °C to 60 °C			
Protection rating	IP67			

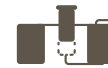
Dimensions













Accessories

	Code	Name	Description
	D113779 00002	PERSEO CBD 230.P SD	Universal control panel for 1 to 4 Stoppy actuators. Integrated 2-channel receiver, 2048 codes
	D113812 00002	PERSEO CBE 230.P SD	Control unit with U-Link, receiver and incorporated heating circuit (to -40°C) for electro-mechanical and hydraulic bollards. Can manage up to 4 bollards at the same time (or up to 2 Xpass I200)
	P800042	STOPPY EXTENSION 50	Extra charge for 40 m cable for bollards
	P800041	STOPPY EXTENSION 25	Extra charge for 15 m cable for bollards
	P800102	PILLAR ALARM	Magnetic anti-theft kit for PILLAR B hydraulic bollards. To be requested when ordering
	P800040	TPF	Foundation and anchor plate for TPF totem
	P800039	TL	Traffic lights and top covering for totem
	P800108	TCAP	Top covering without lights for elements of Totem.
	P800037	TBA	Bottom element for TBA totem. Top covering not included.
	P800038	TSU	Top element for TSU totem. Top covering not included.
	D113705	ACOUSTIC DETECTOR	Adjustable acoustic detector for sirens ACOUSTIC DETECTOR
	D113800	AXXEDO Q.BO SA	Stand-alone keypad with 125 KHz proximity reader and two relays for the control of a gate and a courtesy light
	P121025	Q.BO PAD	Vandalproof digital push-button panel, for outdoor use. Metal structure and s/steel buttons. Compatible with WIEGAND protocol, it ensures maximum system safety as it does not directly control the opening of the entry point.
	P121024	Q.BO TOUCH	Wireless digital touch button panel 433Mhz rolling code.
	P121022	Q.BO KEY WM	Key selector for outdoor use with double contact.
	P121023	Q.BO KEY WM AV	Vandalproof key selector with double contact, for outdoor use. Metal structure.
	P111526	DESME A15	Pair of self-aligning photocells. Range 30 m. Power supply 24 V ac/dc.
	P111527	DESME A15 O	Pair of photocells adjustable horizontally and vertically. IR signal synchronised to prevent any risk of blinding. Range . Power supply ac/dc.
	P111538	ACV30	Vandal-proof protection for AKTA photocells
	P111536	AKTA A30	Pair of photocells adjustable 180 ° horizontally and 20 ° vertically. Range 30 m. Power supply 24 V ac/dc.
	P111399	IT23	Connection interface for CELLULA RFL in accordance with EN12453 Standard
	P903004	CC50	Pair of aluminium posts for CELLULA 50 and CELLULA RFL photocells
	P111391	CELLULA RFL	Reflective photocell for external application (range 12 m) Power supply 24V ac/dc (requires S RFLP P111409)
	P903014	CM RFL	CELLULA RFL wall mounting support

	P111409	S RFLP		Reflector and support for wall mounting and mounting on CC post for CELLULA RFL
	P903013	CC RFL		CELLULA RFL and S RFLP mounting support on CC posts
	P111274	RME 1 BT		24Vac single channel metal object detector with installation base
	P111001 00003	RME 2		230Vac dual channel metal object detector Supplied with RME 2 installation base
	D110926 00001	SPIRA 2X1		Magnetic loop 2 x 1 m
	P903018	PHP		Pair of aluminium posts for THEA/DESME series photocells Height 522 mm
	P903026	PHP3		Single aluminium column for Q.bo series selectors. Height 1038 mm
	P903019	PHP2		Pair of double aluminium posts for THEA/DESME series photocells. Height 522 mm
	P903027	PHP4		Pair of aluminium columns for Q.bo series selectors and DESME and THEA series photocells. Height 1038 mm
	P903025	PHP ADA		Pair of adapters for the installation of AKTA photocells on PHP posts
	P903020	APL		Pair of foundation plates for PHP posts
	D113256	COMPASS 485		Interface control unit for connection with a maximum of 2 compass slim . Number of cards managed: up to 6000 in stand alone .
	D110912	COMPASS - ISOCARD		ISO standard proximity badge
	D110914	COMPASS - RING		Key-ring transponder for access control
	D113704	COMPASS SLIM		Reader head with ip55 protection rating.
	D111904	MITTO B RCB02 R1		Transmitter with 2 channels. Range 50/100 m. Power supply 12 V with 1 battery type 23 A
	N999542	MITTO B RCB02 R3		Transmitter 2 channels. Range 50/100 m. Power supply 12 V with 1 battery type 23 A. Pack of 100pcs numbered for block memorisation.
	D111906	MITTO B RCB04 R1		Transmitter with 4 channels. Range 50/100 m. Power supply 12 V with 1 battery type 23 A
	N999543	MITTO B RCB04 R3		Transmitter 4 channels. Range 50/100 m. Power supply 12 V with 1 battery type 23 A. Pack of 100pcs numbered for block memorisation.
	D111888	KLEIO B RCA02 R1		Transmitter with 2 channels. Range 50/100 m. Power supply 12 V with 1 battery type 23 A
	D111890	KLEIO B RCA04 R1		Transmitter with 4 channels. Range 50/100 m. Power supply 12 V with 1 battery type 23 A
	D111905	MITTO B RCB02 R2 REPLAY		Copyable transmitter 2 channels. Range 50/100 m. Power supply 12 V with 1 battery type 23 A
	D111907	MITTO B RCB04 R2 REPLAY		Copyable transmitter 4 channels. Range 50/100 m. Power supply 12 V with 1 battery type 23 A
	D111945	MITTO B RCB04 R1 VINEYARD		Transmitter 4 channels. Range 50/100 m. Power supply 12 V with 1 battery type 23 A. Colour: Vineyard Red
	D111947	MITTO B RCB04 R1 CLEAR ICE		Transmitter 4 channels. Range 50/100 m. Power supply 12 V with 1 battery type 23 A. Colour: Clear Ice White
	D111946	MITTO B RCB04 R1 SUNRISE		Transmitter 4 channels. Range 50/100 m. Power supply 12 V with 1 battery type 23 A. Colour: Sunrise Yellow

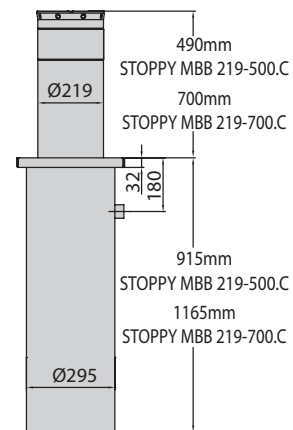


	P121016	RB	4-channel wall-mounted radio control with rolling code
	D113674 00001	CLONIX 2E	CLONIX 2E 433 MHz dual channel external receiver with rolling code (to be used if there is no CLONIX receiver in the system)
	D113718 00002	CLONIX 4 RTE	External 4-channel 433 MHz rolling code receiver. Power relay outputs (16A 230V)
	D113807 00002	CLONIX 2E AC U-LINK 230	433Mhz external receiver with 2 outputs with NO contact. Compatible with U-LINK protocol (with 3 connection slots). Power supply 230V, 2048-position memory
	D113808 00003	CLONIX UNI AC U-LINK 230V	433Mhz external receiver with 3 outputs: 2 with NO contact and one NO/NC configurable. Compatible with U-LINK protocol (with 3 connection slots). Power supply 230V, 2048-position memory
	D113670 00002	RTD 2048	Four-channel rolling code receiver with 2048 codes and built-in programming display. 230Vac power supply, radio command block programming
	D113746 00003	GSM RECEIVER	GSM receiver. Enables the operation of an automation system with a free phone call
	D113748 00002	RADIUS B LTA 230 R1	Flashing light with incorporated antenna for motors with power supply 230 V.
	P123025	B 00 R02	Wall mounting for B LTA series flashing beacons
	P123026	B 00 R01	Metal guard for B LTA
	D111713 00001	MOP	Accessory for adding an output channel to RTD
	D831081	CMS	Sign
	D121458	TRAFFIC LIGHT	Red - green traffic light

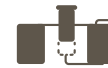
STOPPY MBB | |

	Code	Name	Description
	R950008 00002	STOPPY MBB KIT 219/500.C 230 C	Electromechanical bollard complete with form, with shaft height 500 mm and diameter 220. Impact resistance 10500 J.
	R950008 00003	STOPPY MBB KIT 219/500.C 230 L C	Electromechanical bollard complete with form, with shaft height 500 mm and diameter 220. Impact resistance 10500 J. Cap with incorporated lights and buzzer.
	R950008 00004	STOPPY MBB KIT 219/500.C 230 LI C	Electromechanical bollard complete with form, with shaft height 500 mm and diameter 220. Impact resistance 10500 J. Cap with incorporated lights and buzzer. Stainless steel version
	R950009 00002	STOPPY MBB KIT 219/700.C 230 C	Electromechanical bollard complete with form, with shaft height 700 mm and diameter 220. Impact resistance 10500 J.
	R950009 00003	STOPPY MBB KIT 219/700.C 230 L C	Electromechanical bollard complete with form, with shaft height 700 mm and diameter 220. Impact resistance 10500 J. Cap with incorporated lights and buzzer.
	R950009 00004	STOPPY MBB KIT 219/700.C 230 LI C	Electromechanical bollard complete with form, with shaft height 700 mm and diameter 220. Impact resistance 10500 J. Cap with incorporated lights and buzzer. Stainless steel version

	STOPPY MBB KIT
Opening or closing time	9 sec.
Control unit	PERSEO CBD
Type of limit switch	reed magnetic sensor
Slowdown	yes
Impact resistance	10500 J
Break-in proof	150000 J
Locking	electric brake
Manual cycle	reversible in the absence of voltage
Frequency of use	very intensive
Environmental conditions	from -15 °C to 60 °C
Protection rating	IP67

Dimensions

Accessories

	Code	Name	Description
	D113779 00002	PERSEO CBD 230.P SD	Universal control panel for 1 to 4 Stopy actuators. Integrated 2-channel receiver, 2048 codes
	D113812 00002	PERSEO CBE 230.P SD	Control unit with U-Link, receiver and incorporated heating circuit (to -40°C) for electro-mechanical and hydraulic bollards. Can manage up to 4 bollards at the same time (or up to 2 Xpass 1200)
	P800075	STOPPY ALARM	Anti-theft kit: to be ordered separately, assembled during production
	P800041	STOPPY EXTENSION 25	Extra charge for 15 m cable for bollards
	P800042	STOPPY EXTENSION 50	Extra charge for 40 m cable for bollards
	P975001	STOPPY BAT	Set of buffer batteries allowing bollard to stay raised in the event of a power cut STOPPY BAT
	P800040	TPF	Foundation and anchor plate for TPF totem




	P800039	TL	Traffic lights and top covering for totem
	P800108	TCAP	Top covering without lights for elements of Totem.
	P800037	TBA	Bottom element for TBA totem. Top covering not included.
	P800038	TSU	Top element for TSU totem. Top covering not included.
	D113705	ACOUSTIC DETECTOR	Adjustable acoustic detector for sirens ACOUSTIC DETECTOR
	D113800	AXXEDO Q.BO SA	Stand-alone keypad with 125 KHz proximity reader and two relays for the control of a gate and a courtesy light
	P121025	Q.BO PAD	Vandalproof digital push-button panel, for outdoor use. Metal structure and s/steel buttons. Compatible with WIEGAND protocol, it ensures maximum system safety as it does not directly control the opening of the entry point.
	P121024	Q.BO TOUCH	Wireless digital touch button panel 433Mhz rolling code.
	P121022	Q.BO KEY WM	Key selector for outdoor use with double contact.
	P121023	Q.BO KEY WM AV	Vandalproof key selector with double contact, for outdoor use. Metal structure.
	P111526	DESME A15	Pair of self-aligning photocells. Range 30 m. Power supply 24 V ac/dc.
	P111527	DESME A15 O	Pair of photocells adjustable horizontally and vertically. IR signal synchronised to prevent any risk of blinding. Range . Power supply ac/dc.
	P111538	ACV30	Vandal-proof protection for AKTA photocells
	P111536	AKTA A30	Pair of photocells adjustable 180 ° horizontally and 20 ° vertically. Range 30 m. Power supply 24 V ac/dc.
	P111399	IT23	Connection interface for CELLULA RFL in accordance with EN12453 Standard
	P903004	CC50	Pair of aluminium posts for CELLULA 50 and CELLULA RFL photocells
	P111391	CELLULA RFL	Reflective photocell for external application (range 12 m) Power supply 24V ac/dc (requires S RFLP P111409)
	P903014	CM RFL	CELLULA RFL wall mounting support
	P111409	S RFLP	Reflector and support for wall mounting and mounting on CC post for CELLULA RFL
	P903013	CC RFL	CELLULA RFL and S RFLP mounting support on CC posts
	P111274	RME 1 BT	24Vac single channel metal object detector with installation base
	P111001 00003	RME 2	230Vac dual channel metal object detector Supplied with RME 2 installation base
	D110926 00001	SPIRA 2X1	Magnetic loop 2 x 1 m
	P903018	PHP	Pair of aluminium posts for THEA/DESME series photocells Height 522 mm
	P903026	PHP3	Single aluminium column for Q.bo series selectors. Height 1038 mm
	P903019	PHP2	Pair of double aluminium posts for THEA/DESME series photocells. Height 522 mm
	P903027	PHP4	Pair of aluminium columns for Q.bo series selectors and DESME and THEA series photocells. Height 1038 mm

	P903025	PHP ADA	Pair of adapters for the installation of AKTA photocells on PHP posts
	P903020	APL	Pair of foundation plates for PHP posts
	D113704	COMPASS SLIM	Reader head with ip55 protection rating.
	D113256	COMPASS 485	Interface control unit for connection with a maximum of 2 compass slim . Number of cards managed: up to 6000 in stand alone .
	D110912	COMPASS - ISOCARD	ISO standard proximity badge
	D110914	COMPASS - RING	Key-ring transponder for access control
	D111904	MITTO B RCB02 R1	Transmitter with 2 channels. Range 50/100 m. Power supply 12 V with 1 battery type 23 A
	N999542	MITTO B RCB02 R3	Transmitter 2 channels. Range 50/100 m. Power supply 12 V with 1 battery type 23 A. Pack of 100pcs numbered for block memorisation.
	D111906	MITTO B RCB04 R1	Transmitter with 4 channels. Range 50/100 m. Power supply 12 V with 1 battery type 23 A
	N999543	MITTO B RCB04 R3	Transmitter 4 channels. Range 50/100 m. Power supply 12 V with 1 battery type 23 A. Pack of 100pcs numbered for block memorisation.
	D111905	MITTO B RCB02 R2 REPLAY	Copyable transmitter 2 channels. Range 50/100 m. Power supply 12 V with 1 battery type 23 A
	D111907	MITTO B RCB04 R2 REPLAY	Copyable transmitter 4 channels. Range 50/100 m. Power supply 12 V with 1 battery type 23 A
	D111945	MITTO B RCB04 R1 VINEYARD	Transmitter 4 channels. Range 50/100 m. Power supply 12 V with 1 battery type 23 A. Colour: Vineyard Red
	D111947	MITTO B RCB04 R1 CLEAR ICE	Transmitter 4 channels. Range 50/100 m. Power supply 12 V with 1 battery type 23 A. Colour: Clear Ice White
	D111946	MITTO B RCB04 R1 SUNRISE	Transmitter 4 channels. Range 50/100 m. Power supply 12 V with 1 battery type 23 A. Colour: Sunrise Yellow
	D111888	KLEIO B RCA02 R1	Transmitter with 2 channels. Range 50/100 m. Power supply 12 V with 1 battery type 23 A
	D111890	KLEIO B RCA04 R1	Transmitter with 4 channels. Range 50/100 m. Power supply 12 V with 1 battery type 23 A
	PI21016	RB	4-channel wall-mounted radio control with rolling code
	D113674 00001	CLONIX 2E	CLONIX 2E 433 MHZ dual channel external receiver with rolling code (to be used if there is no CLONIX receiver in the system)
	D113718 00002	CLONIX 4 RTE	External 4-channel 433 MHz rolling code receiver. Power relay outputs (16A 230V)
	D113807 00002	CLONIX 2E AC U-LINK 230	433Mhz external receiver with 2 outputs with NO contact. Compatible with U-LINK protocol (with 3 connection slots). Power supply 230V, 2048-position memory
	D113808 00003	CLONIX UNI AC U-LINK 230V	433Mhz external receiver with 3 outputs: 2 with NO contact and one NO/NC configurable. Compatible with U-LINK protocol (with 3 connection slots). Power supply 230V, 2048-position memory
	D113670 00002	RTD 2048	Four-channel rolling code receiver with 2048 codes and built-in programming display. 230Vac power supply, radio command block programming
	D113746 00003	GSM RECEIVER	GSM receiver. Enables the operation of an automation system with a free phone call
	D113748 00002	RADIUS B LTA 230 R1	Flashing light with incorporated antenna for motors with power supply 230 V.



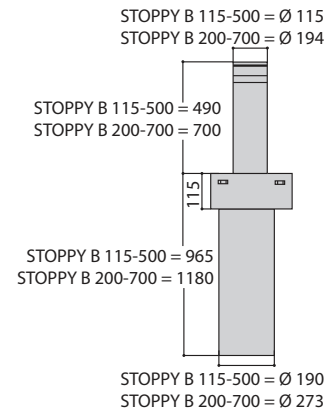
	P123025	B 00 R02	Wall mounting for B LTA series flashing beacons
	P123026	B 00 R01	Metal guard for B LTA
	D111713 00001	MOP	Accessory for adding an output channel to RTD
	D831081	CMS	Sign
	D121458	TRAFFIC LIGHT	Red - green traffic light

Stopy B | |

	Code	Name	Description
	P970088 00001	STOPPY B 115/500	Electromechanical bollard 230 V with shaft diameter 115 mm and height 500 mm. Impact resistance 6000 J.
	P970089 00001	STOPPY B 200/700	Electromechanical bollard 230 V with shaft diameter 200 mm and height 700 mm. Impact resistance 6000 J. Version with LED light cap.


	STOPPY B 115/500	STOPPY B 200/700
Rod diameter	115 mm	200 mm
Rod height	500 mm	700 mm
Opening or closing time	7 sec.	9 sec.
Control unit	PERSEO CBD	
Type of limit switch	reed magnetic sensor	
Slowdown	yes	yes
Impact resistance	6000 J	6000 J
Break-in proof	60000 J	60000 J
Locking	electric brake	electric brake
Manual cycle	reversible in the absence of voltage	reversible in the absence of voltage
Frequency of use	semi-intensive	semi-intensive
Environmental conditions	from -20 °C to 60 °C	
Protection rating	IP67	

Dimensions





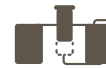
PERSEO CBD 230.P SD

Universal control panel for 1 to 4 actuators. Integrated 2-channel receiver, 2048 codes

	PERSEO CBD 230.P SD D113779 00002
	<ul style="list-style-type: none"> Application: control panel for 1 to 4 STOPPY and STOPPY H operators (in parallel) Board power supply: 230V single phase Operators power supply: 230V single phase or 400V three-phase Main features: removable terminal blocks, digital programming, display, connector for programmer Proxima, channel receiver 2048 codes included. Main functions: automatic re-closing, separate opening and closing, preflashing, deadman feature Compatibility: PERSEO 2

Accessories

	Code	Name	Description
	D113812 00002	PERSEO CBE 230.P SD 	Control unit with U-Link, receiver and incorporated heating circuit (to -40°C) for electro-mechanical and hydraulic bollards. Can manage up to 4 bollards at the same time (or up to 2 Xpass 1200)
	P975001	STOPPY BAT	Set of buffer batteries allowing bollard to stay raised in the event of a power cut STOPPY BAT
	P800037	TBA	Bottom element for TBA totem. Top covering not included.
	P800038	TSU	Top element for TSU totem. Top covering not included.
	P800040	TPF	Foundation and anchor plate for TPF totem
	P800039	TL	Traffic lights and top covering for totem
	P800108	TCAP	Top covering without lights for elements of Totem.
	P800042	STOPPY EXTENSION 50	Extra charge for 40 m cable for bollards
	P800041	STOPPY EXTENSION 25	Extra charge for 15 m cable for bollards



	D113705	ACOUSTIC DETECTOR	Adjustable acoustic detector for sirens ACOUSTIC DETECTOR
	D113800	AXXEDO Q.BO SA	Stand-alone keypad with 125 KHz proximity reader and two relays for the control of a gate and a courtesy light
	P121025	Q.BO PAD	Vandalproof digital push-button panel, for outdoor use. Metal structure and s/steel buttons. Compatible with WIEGAND protocol, it ensures maximum system safety as it does not directly control the opening of the entry point.
	P121024	Q.BO TOUCH	Wireless digital touch button panel 433Mhz rolling code.
	P121023	Q.BO KEY WM AV	Vandalproof key selector with double contact, for outdoor use. Metal structure.
	P121022	Q.BO KEY WM	Key selector for outdoor use with double contact.
	P111526	DESME A15	Pair of self-aligning photocells. Range 30 m. Power supply 24 V ac/dc.
	P111527	DESME A15 O	Pair of photocells adjustable horizontally and vertically. IR signal synchronised to prevent any risk of blinding. Range . Power supply ac/dc.
	P111538	ACV30	Vandal-proof protection for AKTA photocells
	P111536	AKTA A30	Pair of photocells adjustable 180 ° horizontally and 20 ° vertically. Range 30 m. Power supply 24 V ac/dc.
	P111399	IT23	Connection interface for CELLULA RFL in accordance with EN12453 Standard
	P903004	CC50	Pair of aluminium posts for CELLULA 50 and CELLULA RFL photocells
	P111391	CELLULA RFL	Reflective photocell for external application (range 12 m) Power supply 24V ac/dc (requires S RFLP P111409)
	P111409	S RFLP	Reflector and support for wall mounting and mounting on CC post for CELLULA RFL
	P903013	CC RFL	CELLULA RFL and S RFLP mounting support on CC posts
	P903014	CM RFL	CELLULA RFL wall mounting support
	P111274	RME 1 BT	24Vac single channel metal object detector with installation base
	P111001 00003	RME 2	230Vac dual channel metal object detector Supplied with RME 2 installation base
	D110926 00001	SPIRA 2X1	Magnetic loop 2 x 1 m
	P903018	PHP	Pair of aluminium posts for THEA/DESME series photocells Height 522 mm
	P903026	PHP3	Single aluminium column for Q.bo series selectors. Height 1038 mm
	P903019	PHP2	Pair of double aluminium posts for THEA/DESME series photocells. Height 522 mm
	P903027	PHP4	Pair of aluminium columns for Q.bo series selectors and DESME and THEA series photocells. Height 1038 mm
	P903025	PHP ADA	Pair of adapters for the installation of AKTA photocells on PHP posts
	P903020	APL	Pair of foundation plates for PHP posts
	D113704	COMPASS SLIM	Reader head with ip55 protection rating.

	D113256	COMPASS 485	Interface control unit for connection with a maximum of 2 compass slim . Number of cards managed: up to 6000 in stand alone .
	D110912	COMPASS - ISOCARD	ISO standard proximity badge
	D110914	COMPASS - RING	Key-ring transponder for access control
	D111904	MITTO B RCB02 R1	Transmitter with 2 channels. Range 50/100 m. Power supply 12 V with 1 battery type 23 A
	N999542	MITTO B RCB02 R3	Transmitter 2 channels. Range 50/100 m. Power supply 12 V with 1 battery type 23 A. Pack of 100pcs numbered for block memorisation.
	D111906	MITTO B RCB04 R1	Transmitter with 4 channels. Range 50/100 m. Power supply 12 V with 1 battery type 23 A
	N999543	MITTO B RCB04 R3	Transmitter 4 channels. Range 50/100 m. Power supply 12 V with 1 battery type 23 A. Pack of 100pcs numbered for block memorisation.
	D111888	KLEIO B RCA02 R1	Transmitter with 2 channels. Range 50/100 m. Power supply 12 V with 1 battery type 23 A
	D111890	KLEIO B RCA04 R1	Transmitter with 4 channels. Range 50/100 m. Power supply 12 V with 1 battery type 23 A
	D111905	MITTO B RCB02 R2 REPLAY	Copyable transmitter 2 channels. Range 50/100 m. Power supply 12 V with 1 battery type 23 A
	D111907	MITTO B RCB04 R2 REPLAY	Copyable transmitter 4 channels. Range 50/100 m. Power supply 12 V with 1 battery type 23 A
	D111945	MITTO B RCB04 R1 VINEYARD	Transmitter 4 channels. Range 50/100 m. Power supply 12 V with 1 battery type 23 A. Colour: Vineyard Red
	D111946	MITTO B RCB04 R1 SUNRISE	Transmitter 4 channels. Range 50/100 m. Power supply 12 V with 1 battery type 23 A. Colour: Sunrise Yellow
	D111947	MITTO B RCB04 R1 CLEAR ICE	Transmitter 4 channels. Range 50/100 m. Power supply 12 V with 1 battery type 23 A. Colour: Clear Ice White
	P121016	RB	4-channel wall-mounted radio control with rolling code
	D113674 00001	CLONIX 2E	CLONIX 2E 433 MHz dual channel external receiver with rolling code (to be used if there is no CLONIX receiver in the system)
	D113718 00002	CLONIX 4 RTE	External 4-channel 433 MHz rolling code receiver. Power relay outputs (16A 230v)
	D113807 00002	CLONIX 2E AC U-LINK 230	433Mhz external receiver with 2 outputs with NO contact. Compatible with U-LINK protocol (with 3 connection slots). Power supply 230V, 2048-position memory
	D113808 00003	CLONIX UNI AC U-LINK 230V	433Mhz external receiver with 3 outputs: 2 with NO contact and one NO/NC configurable. Compatible with U-LINK protocol (with 3 connection slots). Power supply 230V, 2048-position memory
	D113670 00002	RTD 2048	Four-channel rolling code receiver with 2048 codes and built-in programming display. 230Vac power supply, radio command block programming
	D113746 00003	GSM RECEIVER	GSM receiver. Enables the operation of an automation system with a free phone call
	D113748 00002	RADIUS B LTA 230 R1	Flashing light with incorporated antenna for motors with power supply 230 V.
	P123026	B 00 R01	Metal guard for B LTA
	P123025	B 00 R02	Wall mounting for B LTA series flashing beacons
	D111713 00001	MOP	Accessory for adding an output channel to RTD



	D831081	CMS	Sign
	D121458	TRAFFIC LIGHT	Red - green traffic light



=

Phase-out



=

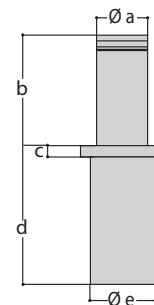
New

DAMPY B | |

Code	Name	Description
P970083 00001	DAMPY B 115/500	Semi-automatic bollard with gas spring with shaft diameter 115 and height 500 mm. Impact resistance 5000 J. RAL 7015 painted steel version
P970083 00002	DAMPY B 115/500 I	Semi-automatic bollard with gas spring with shaft diameter 115 and height 500 mm. Impact resistance 5000 J. Stainless steel version
P970084 00001	DAMPY B 219/500	Semi-automatic bollard with gas spring with shaft diameter 220 and height 500 mm. Impact resistance 10000 J. RAL 7015 painted steel version
P970084 00002	DAMPY B 219/500 I	Semi-automatic bollard with gas spring with shaft diameter 220 and height 500 mm. Impact resistance 10000 J. Stainless steel version
P970085 00001	DAMPY B 219/500 L	Semi-automatic bollard with gas spring with shaft diameter 220 and height 500 mm. Impact resistance 10000 J. RAL 7015 painted steel version with LED light cap
P970085 00002	DAMPY B 219/500 LI	Semi-automatic bollard with gas spring with shaft diameter 220 and height 500 mm. Impact resistance 10000 J. Stainless steel version with LED light cap
P970086 00001	DAMPY B 219/700	Semi-automatic bollard with gas spring with shaft diameter 220 and height 700 mm. Impact resistance 10000 J. RAL 7015 painted steel version
P970086 00002	DAMPY B 219/700 I	Semi-automatic bollard with gas spring with shaft diameter 220 and height 700 mm. Impact resistance 10000 J. Stainless steel version
P970087 00001	DAMPY B 219/700 L	Semi-automatic bollard with gas spring with shaft diameter 220 and height 700 mm. Impact resistance 10000 J. RAL 7015 painted steel version with LED light cap
P970087 00002	DAMPY B 219/700 LI	Semi-automatic bollard with gas spring with shaft diameter 220 and height 700 mm. Impact resistance 10000 J. Stainless steel version with LED light cap



	DAMPY B 115/500	DAMPY B 115/500 I	DAMPY B 219/500	DAMPY B 219/500 I - L - LI	DAMPY B 219/700	DAMPY B 219/700 I - LI
Rod height	500 mm	500 mm	500 mm	500 mm	700 mm	700 mm
Rod diameter	115	115	220	220	220	220
Rod thickness	4 mm	4 mm	6 mm	6 mm	6 mm	6 mm
Rod treatment	cataphoresis	stainless steel	cataphoresis	stainless steel	cataphoresis	stainless steel
Rod movement	internal gas spring	internal gas spring	internal gas spring	internal gas spring	internal gas spring	internal gas spring
Impact resistance	5000 J	5000 J	10000 J	10000 J	10000 J	10000 J
Break-in proof	30000 J	30000 J	60000 J	60000 J	60000 J	60000 J
Rod locking	with triangle key	with triangle key	with triangle key	with triangle key	with triangle key	with triangle key

Dimensions


	a	b	c	d	e
DAMPY B 115-500 / DAMPY B 115-500 INOX	115	500	25	593	168
DAMPY B 210-500 / DAMPY B 219-500 INOX	210	500	45	756	273
DAMPY B 210-700 / DAMPY B 219-700 INOX	210	700	45	1016	273

Accessories

Code	Name	Description
P800104	ALLU	Power supply for Gas and Fixed Bollards with Lights 24 Vac (up to 80 bollards)

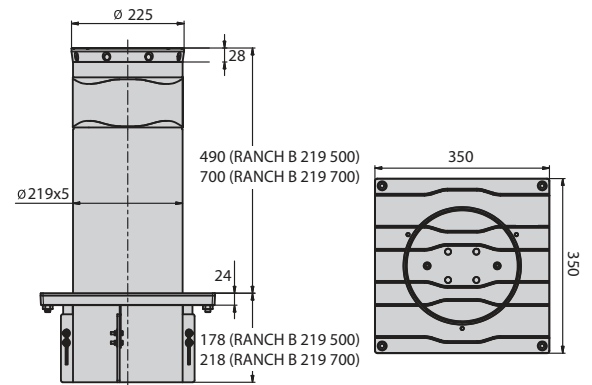


Ranch B | |

	Code	Name	Description
	P970081 00001	RANCH B 219/500	Fixed bollard with shaft diameter 220 and height 500 mm. RAL 7015 painted steel version
	P970081 00003	RANCH B 219/500 I	Fixed bollard with shaft diameter 220 and height 500 mm. Stainless steel version
	P970081 00002	RANCH B 219/500 L	Fixed bollard with shaft diameter 220 and height 500 mm. RAL 7015 painted steel version with LED light cap
	P970081 00004	RANCH B 219/500 LI	Fixed bollard with shaft diameter 220 and height 500 mm. Stainless steel version with LED light cap
	P970082 00001	RANCH B 219/700	Fixed bollard with shaft diameter 220 and height 700 mm. RAL 7015 painted steel version
	P970082 00003	RANCH B 219/700 I	Fixed bollard with shaft diameter 220 and height 700 mm. Stainless steel version
	P970082 00002	RANCH B 219/700 L	Fixed bollard with shaft diameter 220 and height 700 mm. RAL 7015 painted steel version with LED light cap
	P970082 00004	RANCH B 219/700 LI	Fixed bollard with shaft diameter 220 and height 700 mm. Stainless steel version with LED light cap

	RANCH B 219/500	RANCH B 219/500 I RANCH B 219/500 LI	RANCH B 219/700	RANCH B 219/700 I RANCH B 219/700 LI
Rod height	500 mm	500 mm	700 mm	700 mm
Operator type	fixed bollards	fixed bollards	fixed bollards	fixed bollards
Rod diameter	220	220	220	220
Rod thickness	3 mm	3 mm	3 mm	3 mm
Rod treatment	cataphoresis	stainless steel	cataphoresis	stainless steel
Rod fixing	3 bolts J	3 bolts J	3 bolts J	3 bolts J

Dimensions



Accessories

Code	Name	Description
P800104	ALLU	Power supply for Gas and Fixed Bollards with Lights 24 Vac (up to 80 bollards)



RANCH C New | |

Code	Name	Description
P970102 00001	RANCH C 275/600CN	Fixed bollard used for preventing access for long periods. Height 600 mm and diameter 275. Version without lights and shaft in RAL 7015 painted steel. Flange not included
P970102 00002	RANCH C 275/600CN L	Fixed bollard used for preventing access for long periods. Height 600 mm and diameter 275. Version with lights and shaft in RAL 7015 painted steel. Flange not included
P970102 00003	RANCH C 275/600CN I	Fixed bollard used for preventing access for long periods. Height 600 mm and diameter 275. Version without lights and shaft in stainless steel. Flange not included
P970102 00004	RANCH C 275/600CN LI	Fixed bollard used for preventing access for long periods. Height 600 mm and diameter 275. Version with lights and shaft in stainless steel. Flange not included
P970103 00001	RANCH C 275/800CN	Fixed bollard used for preventing access for long periods. Height 800 mm and diameter 275. Version without lights and shaft in RAL 7015 painted steel. Flange not included
P970103 00002	RANCH C 275/800CN L	Fixed bollard used for preventing access for long periods. Height 800 mm and diameter 275. Version with lights and shaft in RAL 7015 painted steel. Flange not included
P970103 00003	RANCH C 275/800CN I	Fixed bollard used for preventing access for long periods. Height 800 mm and diameter 275. Version without lights and shaft in stainless steel. Flange not included
P970103 00004	RANCH C 275/800CN LI	Fixed bollard used for preventing access for long periods. Height 800 mm and diameter 275. Version with lights and shaft in stainless steel. Flange not included




	RANCH C 275/600CN	RANCH C 275/600CN I RANCH C 275/600CN LI	RANCH C 275/800CN	RANCH C 275/800CN I RANCH C 275/800CN LI
Rod height	600 mm	600 mm	800 mm	800 mm
Rod diameter	275	275	275	275
Rod thickness	3 mm	3 mm	3 mm	3 mm
Operator type	fixed bollards	fixed bollards	fixed bollards	fixed bollards
Rod treatment	ral 7015 painted steel	brushed aisi 316 stainless steel and reflective film	ral 7015 painted steel	brushed aisi 316 stainless steel and reflective film

Accessories

Code	Name	Description
P800104	ALLU	Power supply for Gas and Fixed Bollards with Lights 24 Vac (up to 80 bollards)
P800109	FLANGE RANCH C	Flange for Ranch C

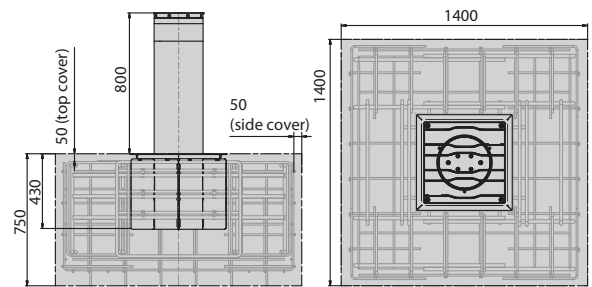


RANCH D | |

	Code	Name	Description
	P970104 00002	RANCH D 275/800CN L	Fixed anti-terrorism bollard, with shaft height and diameter . Version with cap with lights and RAL 7015 painted steel shaft. Flange not included
	P970096 00001	RANCH D 275/800C L	Fixed anti-terrorism bollard, with shaft height 800 mm and diameter 275 mm. Version with cap with lights and RAL 7015 painted steel shaft.
	P970096 00002	RANCH D 275/800C LI	Fixed anti-terrorism bollard, with shaft height 800 mm and diameter 275 mm. Version with cap with lights and stainless steel shaft.

	RANCH D 275/800C L	RANCH D 275/800C LI
Rod height	800 mm	800 mm
Rod diameter	275 mm	275 mm
Rod thickness	10 mm	10 mm
Operator type	fixed bollards	fixed bollards
Rod treatment	ral 7015 painted steel and reflective film h: 100 mm	aisi304 or aisi316 stainless steel
Break-in proof	730000 J	730000 J
Antiterrorism: reference standard	pas 68:2010 7500/50/n2 crash simulated	pas 68:2010 7500/50/n2 crash simulated

Dimensions



Accessories

	Code	Name	Description
	P800104	ALLU	Power supply for Gas and Fixed Bollards with Lights 24 Vac (up to 80 bollards)
	P800110	FLANGE RANCH D	Flange for Ranch D

Interconnectivity

Bft is constantly developing new technological solutions able to offer integrated systems, ensuring high flexibility as well as easy installation and maintenance. In full respect of Bft's "Ease of doing business" promise, the solutions offered feature a high level of opening and integration during installation and also later, thanks to the many possibilities of integration with building management systems (BMS).

The innovative interconnectivity systems and wireless connectivity solutions in the field of access automation are proposed and supported by Bft through the new U-link system communication protocol.


To facilitate installers in creating systems and in maintenance, Bft offers solutions based on Bluetooth transmission systems. This technology is an absolutely stable standard and ensures the correct capacity as well as optimum data protection, thanks to two coding levels offered by the Bluetooth transmission system and the Bft password and cryptography system.

In the spirit of "tuned to you", Bft can also offer cutting-edge interconnectivity solutions to make the control of gates and accesses easy and immediate for the end-user.

Dedicated solutions and applications downloadable directly to smartphones and tablets allow you to manage the various entry gates in a flexible and dynamic way with just a touch on your device, or even be recognised by the gate itself and open the access by simply holding your smartphone in your pocket.

Installation guide

A	Operator
B	Control unit
B1	B EBA 201 R01
B2	B EBA 201 R04
B3	PROXIMA BLUE or PC
	2x0.5





Description

Designed according to the installer’s specific needs for easy management and maintenance of the systems, the innovative U-Base software features an immediate and intuitive user interface and can operate on-line, updating data directly on connected systems or off-line operating on the information present in the local database of the computer on which it is installed.

The system therefore enables wireless interfacing with Bft control units and receivers (U-Link compatible) using Bluetooth technology, and easily managing or reprogramming them without having to be there.

The main functions include the possibility of displaying and editing control unit parameters and logics, as well as viewing the list of recorded alarms. Through an immediate graphic interface, also all the functions and parameters of the motors are monitored, displaying the threshold current, absorbed current and the position of the operator in real-time.

The software provides user friendly management of even very complex networks



All functions and parameters are now easy to review and edit on the PC. The GUI also allows the user to review speed and absorption curves in real time.



Thanks to the U-Base Mobile version, it is also possible to manage systems remotely using an Android smartphone or tablet



Summary table

Code	Name
P111510	U-BASE 2 PC
P111523	U-BASE 2 ANDROID
P111465	PROXIMA BLUE





Description

U-Sdk is the innovative application that can make Bft automation systems compatible and easily integrated with a BMS network for the supervision of buildings. The system enables direct communication with all cards equipped with the new U-Link protocol, thereby ensuring communication in the building, integrated with Bft systems and other possible devices: access control, air conditioning, lighting, alarms, etc. Up to eight configurable systems are possible, depending on the versioning, for a maximum of 960 operators integratable in the building's supervision network. U-Sdk is also available in the "Light" version for simplified management, and in the "Full" version enabling complete integration of all the Bft card parameters. The pack contains the CD-ROM with the application and the relevant manuals, the USB Bluetooth, the licence and quickstart.

Outstanding integration with BMS supervision systems and Bft U-Link compatible automation.

Facilitated supervision of all automation controls (open, close, start, stop, etc.), thus providing integrated monitoring of all parameters, with a full overview of diagnostics and alarms ("Full" version)

The option of creating configurable sockets allows commands to be modulated to handle information about the system number, operations and the operator/group of operators being controlled. Available system access-point are automatically detected by Bluetooth.



U-Link



Summary table

Code	Name	
P111514 00002	U-SDK FULL 2	
P111514 00008	U-SDK FULL 8	
P111513 00002	U-SDK LIGHT 2	
P111513 00008	U-SDK LIGHT 8	



Description

Bft interconnectivity does not only show what the technology can do, but what it can do that is useful: Magistro is an innovative system for the control and management of automatic gates, roller shutters or lights in your home or office. It allows local or remote control via PC or App through a simple and intuitive interface. Easy to install, simple to use, it is based on Z-Wave wireless technology. A Total Control solution perfectly Tuned to you. A system designed for those who install it, and for all those who use it. That's why Bft has created an open system, and therefore easy to integrate. Scalable, and therefore gradually completable with a small expense. Quick to install, and therefore cost effective.

It allows local or remote control via PC or App through a simple and intuitive interface.



Maximum integration with compatible Bft U-Link automation systems.



U-Link

Compatible with more than 1500 consumer products already on the market and arranged for Z-Wave protocol.



Z-Wave

Summary table















Code	Name
R400000	MAGISTRO BRAIN KIT
P111535	BEBA Z-WAVE DRIVER
R400002	MAGISTRO ROLL KIT
R400001	MAGISTRO LIGHT KIT
R400003	MAGISTRO UNI KIT
R400004	MAGISTRO BATT&KEY KIT
R400000 00001	MAGISTRO STARTER KIT new



Accessories

	Code	Name		Description
	R300004	MAGISTRO SECURITY KIT		Z-Wave anti-intrusion accessories kit. Contains one Bft B-eba Z-Wave Driver card, two motion sensors EV HSP02-1, two door contacts EV SM103-2, one internal siren EV SE812, one TP MINI KEYPAD, one remote control AL KEY FOB DSA22.
	P111729	EV HSP02-1		PIR (passive infrared receiver) motion detector: it detects the presence of a person in a room. It can be assigned to 4 different devices. It is battery powered,
	P111732	EV SP103-2		PIR (passive infrared receiver) motion detector. Range up to 10 metres, 100° detection angle. Powered by two 1.5 AAA batteries
	P111736	EV SP814-1		Ambient lux meter, PIR (passive infrared receiver) motion detector and twilight. Possibility of choice and activation of PIR or not, and its sensitivity adjustment. Interchangeable Fresnell lens, to adapt it to ceiling installations (360° coverage) or wall installations (110° coverage). Possibility of free adjustment of motion triggering and lux level. Powered by three 1.5V AA batteries.
	P111731	EV SM103-2		It provides information on the opening/closing of doors and windows. It consists of a magnetic part and the main unit. One of the two parts is installed on the movable part of the door (or window). The other component is installed on the profile. The sensor EV SM103 is a battery-powered device, on standby unless it detects an action. After an idle period (programmable), the device is activated and sends a status message. The unit has an anti-tamper control.
	P111740	EV HSM02-1		It provides information on the opening/closing of doors and windows. A battery-powered device, it remains in standby mode unless it detects an action. After an idle period (programmable), the device is activated and sends a status message. It has a tamper-control unit.
	P111730	EV SE812		The siren EV SE812 is very loud and has an intermittent warning light, that will communicate the alarm throughout the house. The siren can be activated for a burglar alarm or for a smoke detector, or both. It is also possible to install several sirens, which will make the alarm signal heard in various places in the house. The siren has an adjustable connector, and a choice of volume of 90 dB or 100 dB.
	D113822	TP MINI KEYPAD		Z-Wave enabled RFID keypad able to easily activate or deactivate the alarm system. The "Home" and "Away" buttons are used to switch the security system on/off, and/or to quickly carry out automation scenarios. In addition to using the numeric keypad, it is also possible to pass an RFID tag in front of the keypad to switch the system on/off.
	D110981	TP RFID KEY TAG		RFID badge.
	D111985	AL KEY FOB DSA22		Key-ring remote control with 4 buttons on the back to control any type of Z-Wave device, such as lights, blinds, etc. Each button allows up to 2 scenarios to be controlled through long or short presses.
	P111742	EV SF812-1		Smoke detector which uses a non-radioactive photo-sensor. Easy to install on the ceiling in the house, to have a room equipped with a smoke alarm system. It sends an alarm if smoke is detected, and the system can also send an email or a text message. In addition, it resends the alarm to other devices through the Z-Wave network.
	P111741	EV ST812-1		It detects water leaks and sends an alarm message when the leak is detected. The sensor can be installed up to 3 m. from the main device. It can be installed on any flat surface, using only screws or adhesive tape. A battery-powered device operating in standby mode unless it detects an action. The unit has an anti-tamper control.



	P111739	EV ST815-1		Light sensor designed to be installed on a tabletop or wall. It has an LCD display for brightness, 4 buttons to switch between min., max. or instantaneous. If the brightness reaches the reference value, the sensor sends alerts to the associated devices; it can activate or deactivate lights or open curtains if the brightness is too low. Suitable for use in the dark and outside.
	P111734	EV ST814-1		Ambient humidity and temperature sensor, designed for wall or tabletop use. The device has an LCD screen that shows the ambient humidity and temperature. The 4 buttons are used to switch between min., max. and actual values. The device communicates the recorded values through the Z-Wave network and allows the levels of activation to be defined for the direct control of other Z-Wave devices when the measured value exceeds a certain threshold.
	P111733	EV AN158-4		Controlled wall socket. Allows total control of any device connected to it. It can be connected to any type of load. It can be operated locally by pressing its button. In addition to the switching function, it allows the display of energy consumption, thanks to the energy meter incorporated in the device. Provides consumption data in W and kW/h. It also has an auto-off function in case of overload.
	P111735	EV AD142-2		Light regulator (dimmer) socket. It is installed between a standard wall socket and the connection plug of a lamp. It is included in a Z-Wave network and can be controlled with a remote control or by Magistro Brain. It can only be connected to resistive loads. It can be operated locally by pressing its button.
	P111737	EV AN157-2		Z-Wave ON/OFF socket.
	P111738	EV AN145-2		ON/OFF controlled lamp holder. Through Z-Wave commands it remotely controls a light bulb up to 100W (25W if energy saving) with E27 thread. Easy to install.
	P111743	TP ZXT 120		Z-Wave device for the extension of IR (infrared) controls. It has an integrated code library, to simplify configuration.





Description

An innovative application for access automation management with just a tap on your mobile phone or smartphone (Android and iOS operating system). Operation is in manual mode requiring confirmation by the user before opening, and in automatic mode allowing opening only by approaching the gate. Maximum flexibility and modularity over time: Blue Entry lets you control and nominate up to 4 different accesses, assigning the most convenient manual/automatic opening mode for each. Maximum control and protection of accesses, thanks to the high data encryption guaranteed by the Bluetooth standard and by passwords for accessing the Bluetooth expansion card installed in the Bft control unit. With the special "POWER SAVING FUNCT. (Android) and BLUETOOTH LOW ENERGY (iOS)", Blue Entry allows you to optimise and extend the battery life of the device and ensure efficient operation over time.

Operation is easy and intuitive, thanks to automatic gate detection by the smartphone and the guided GUI.



The automatic gate opening function means trying to find your keys or remote is a thing of the past, and opening the gate is no longer a problem when you have your hands full with the shopping, for example, or while riding a motorcycle.








The system uses the Bluetooth technology, the communications standard for mobile devices, which ensures secure access and cost free operation.





Accessories

	Code	Name	Description
	P111531	B EBA BLUE ENTRY ANDROID 4	BLUE-TOOTH expansion card for Blue Entry system. Manages up to 4 smartphones with the Android operating system
	P111532	B EBA BLUE ENTRY ANDROID 8	BLUE-TOOTH expansion card for Blue Entry system. Manages up to 8 smartphones with the Android operating system
	P111533	B EBA BLUE ENTRY ANDROID 16	BLUE-TOOTH expansion card for Blue Entry system. Manages up to 16 smartphones with the Android operating system
	P111748 00002	B EBA BLUE ENTRY IOS LE 4 	BLUE -TOOTH expansion card Low Energy for Blue Entry system. It manages up to 4 smartphones with iOS operating system . Compatible with operating system iOS 7 or later .
	P111748 00001	B EBA BLUE ENRTY IOS LE 8 	BLUE-TOOTH Low Energy expansion card for Blue Entry system. Manages up to 8 smartphones with iOS operating system. Compatible with iOS 7 operating system or later.
	P111748	B EBA BLUE ENTRY IOS LE 16 	BLUE-TOOTH Low Energy expansion card for Blue Entry system. Manages up to 16 smartphones with iOS operating system. Compatible with iOS 7 operating system or later.



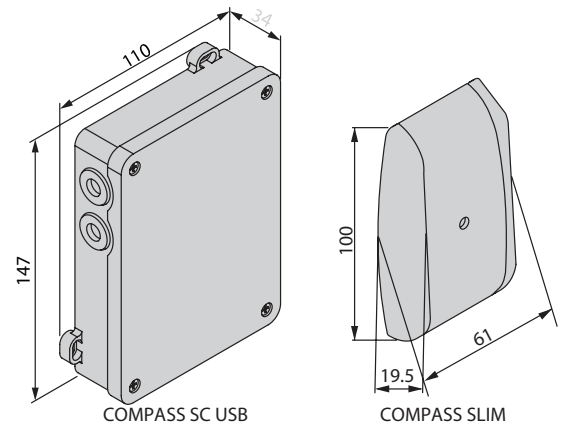
Hands-free access control and devices

Compass | |

	Code	Name	Description
	D113691	COMPASS SC USB	Access control unit allowing connection with a maximum of 32 compass 485 . Number of cards managed: up to 6000 in stand alone. Number of events memorised: up to 65535 in stand alone.
	D113256	COMPASS 485	Interface control unit for connection with a maximum of 2 compass slim. Number of cards managed: up to 6000 in stand alone.
	D113704	COMPASS SLIM	Reader head with ip55 protection rating.

	COMPASS SC USB COMPASS 485	COMPASS SLIM
Power supply	230 V	12 V
Max output relay current	5 A	
Environmental conditions	from -20 °C to 60 °C	
Protection rating	IP20	IP55





Dimensions



Accessories

	Code	Name	Description
	D110912	COMPASS - ISOCARD	ISO standard proximity badge
	D110914	COMPASS - RING	Key-ring transponder for access control
	D110917	COMPASS - CUSTOM ISOCARD	ISO standard proximity card with BFT logo
	D113671 00002	RTD CA 2048	Four-channel rolling code receiver with 2048 codes and built-in programming display. Usable with COMPASS
	P111388	SECURBASE LIGHT USB	Management software for COMPASS access control system based on COMPASS SC.
	P111389	SECURBASE PLUS USB	Advanced management software for COMPASS access control system based on COMPASS SC.
	D111904	MITTO B RCB02 R1	Transmitter with 2 channels. Range 50/100 m. Power supply 12 V with 1 battery type 23 A
	N999542	MITTO B RCB02 R3	Transmitter 2 channels. Range 50/100 m. Power supply 12 V with 1 battery type 23 A. Pack of 100pcs numbered for block memorisation.
	D111905	MITTO B RCB02 R2 REPLAY	Copyable transmitter 2 channels. Range 50/100 m. Power supply 12 V with 1 battery type 23 A



	D111906	MITTO B RCB04 R1	Transmitter with 4 channels. Range 50/100 m. Power supply 12 V with 1 battery type 23 A
	N999543	MITTO B RCB04 R3	Transmitter 4 channels. Range 50/100 m. Power supply 12 V with 1 battery type 23 A. Pack of 100pcs numbered for block memorisation.
	D111907	MITTO B RCB04 R2 REPLAY	Copyable transmitter 4 channels. Range 50/100 m. Power supply 12 V with 1 battery type 23 A
	P121024	Q.BO TOUCH	Wireless digital touch button panel 433Mhz rolling code.
	P121022	Q.BO KEY WM	Key selector for outdoor use with double contact.





Axxedo | |

	Code	Name	Description
	D111960	AXXEDO CEREBRO	Advanced access control unit allowing the connection of up to 256 q.bo dc for controlling 32 gates. Number of cards managed: 32000. Number of events stored: up to 32000 in stand-alone . The control unit is provided with Axxedo scratch card 4 for the complete management of 4 gates
	D111984	AXXEDO CEREBRO 8	Advanced access control unit allowing the connection of up to 64 q.bo dc for controlling 8 gates. Number of cards managed: 32000. Number of events stored: up to 32000 in stand-alone. The control unit is provided with Axxedo scratch card 4 for the complete management of 4 gates
	D113809	AXXEDO SLOT	peripheral device for entering badge codes directly on PC
	D111959	AXXEDO MODULE	Peripheral device that controls 4 gates and where it is possible to connect - badge readers
	D113801	AXXEDO STAND ALONE	peripheral device with master slave functions for controlling a gate
	D113799	AXXEDO Q.BO DC	Keypad with incorporated 125 KHz proximity reader
	D113800	AXXEDO Q.BO SA	Stand-alone keypad with 125 KHz proximity reader and two relays for the control of a gate and a courtesy light

Accessories

	Code	Name	Description
	D110912	COMPASS - ISOCARD	ISO standard proximity badge
	D110917	COMPASS - CUSTOM ISOCARD	ISO standard proximity card with BFT logo
	D110914	COMPASS - RING	Key-ring transponder for access control



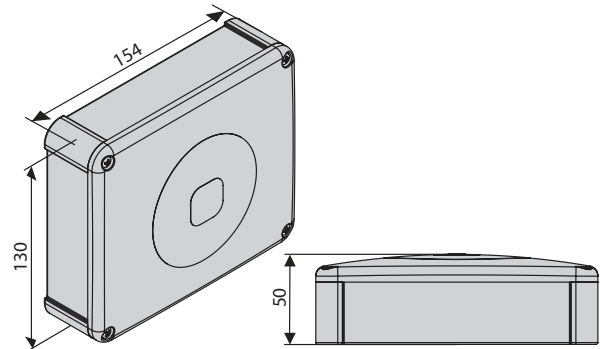
	D121696	AXXEDO POWER	24 Vdc 2.0A switching power supply for DIN rail mounting
	N999658	AXXEDO NOISE FILTER	The Noise Filter kit comprises two filters that protect the AXXEDO line devices from noise generated by inductive loads (e.g. relay coils, electric lock coils, etc.) and transients (voltage peaks)
	P111675	AXXEDO SCRATCH CARD 16	Scratch card containing the secret code enabling management of 16 entry points through axxedo soft
	P111674	AXXEDO SCRATCH CARD 4	Scratch card containing the secret code enabling management of 4 entry points through axxedo soft
	D223078	AXXEDO BOX	panel box for Axxedo control units

Passy |

	Code	Name	Description
	D111456	PASSY TRANSPONDER	Transponder with button for manual control of automation.
	D111457 00001	PASSY ANTENNA OMNI	Unidirectional antenna with power supply 14/18v dc/ac
	D111457 00002	PASSY ANTENNA MONO	Omnidirectional antenna with power supply

	PASSY TRANSPONDER	PASSY ANTENNA OMNI PASSY ANTENNA MONO
Power supply		14/18v dc/ac
Current input		typ 3w max 6w
Band		2400-2483 mhz
Power	<8db	
Protection rating		IP55
Operating temperature	from -10 °C to 60 °C	from -20 °C to 70 °C
Frequency	433.92±0.1 mhz	

Dimensions



Accessories

	Code	Name	Description
	P121024	Q.BO TOUCH	Wireless digital touch button panel 433Mhz rolling code.
	P121012	SELETTO	Recessed digital button panel with metal body and stainless steel keys
	P121013	SELETTO E	External digital button panel with metal body and stainless steel keys
	D113674 00001	CLONIX 2E	CLONIX 2E 433 MHz dual channel external receiver with rolling code (to be used if there is no CLONIX receiver in the system)

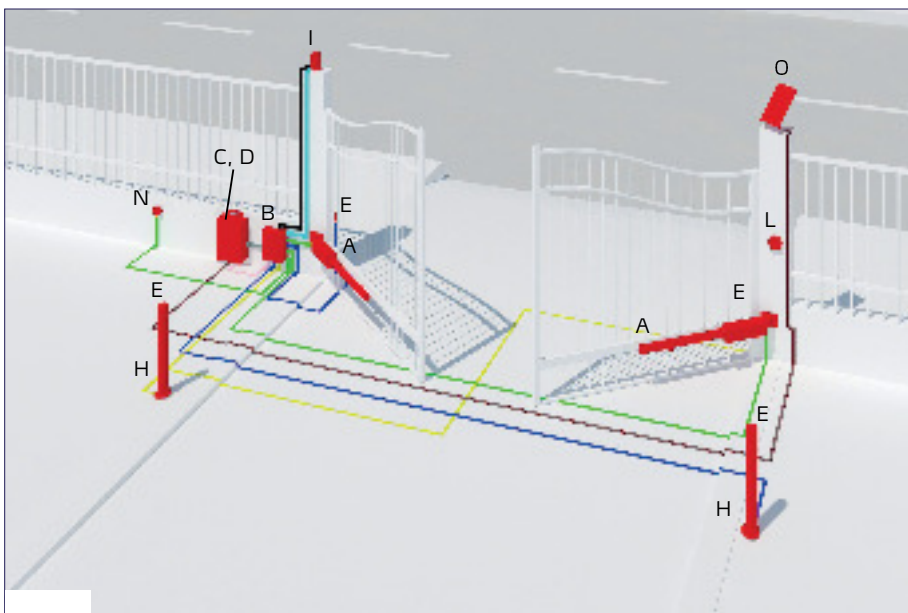


Solar-powered system

Autonomy of system

Built-In	ECOSOL*	ECOSOL+DOUBLE*
HYDRA R	8	16
LIBRA C MA - PHOBOS BT (from vers. 6.02)	21	42
LIBRA C MA - ELI250 BT (from vers. 6.02)	5	10
LIBRA C LX - LUX BT (from vers. 1.07)	5	10
LIBRA C LX - LUX G BT (from vers. 1.07)	3	7
LIBRA C MV (from vers. 1.04 MICHELANGELO)	15	30
LIBRA C MO (from vers. 1.00.1 MOOVI BT)	20	40
LINX - VIRGO	22	44
QSCD MA - DEIMOS BT	9	19
QSCD MA - URANO BT	7	15
HQSCD - ARES 1500	6	13
VENERE D - EOS120	9	18
VENERE D - ARGO + SCS-IO	8	16
VENERE D - ARGO G + SCS-IO	8	16

*N° of days operation without sun: 10 cycles per day with 1 pair of 130 photocells, one blinker. Cycle time 25 Sec. 10 Sec. TCA.



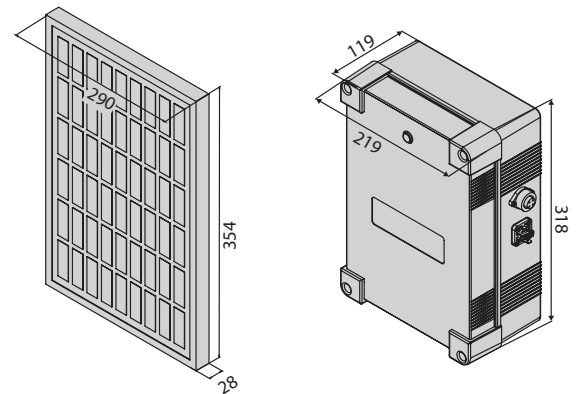
A	Operator
B	Control unit
C	Backup Batteries
D	Receiver
E	Photocell
H	Post
I	Flashing Beacon
L	Control system (key selector switch, keypad, badge reader)
N	Junction box
O	Solar panel
	2x1.5
	2x0.75
	3x1.5
	RG 58
	5x1
	2x1



ECOSOL | |


	Code	Name	Description
	D113731	ECOSOL BOX	Control and management unit for supplying solar power to systems with supply voltage of 24 V.
	D113750	ECOSOL BOX NO BATTERY	Control and management unit for supplying solar power to systems with supply voltage of 24 V. Batteries not included.
	D113732	ECOSOL DOUBLE	Expansion batteries
	N999471	ECOSOL PANEL	Solar panel maximum power 35 Wp for recharging the ECOSOL system

	ECOSOL BOX ECOSOL DOUBLE	ECOSOL PANEL
Nominal voltage	24 V	24 V
Maximum current	10 A	
Peak power		10 Wp
Battery nominal capacity	7.2 Ah	
Battery type	12 A	
Maximum panel power	35 Wp	35 Wp
Consumption in standby	0.15 W	
Environmental conditions	from -20 °C to 50 °C	
Protection rating	IP55	IP65

Dimensions

Accessories








	Code	Name	Description
	N999473	ECOSOL POST BR	Set of stainless steel screws and brackets for installing the ECOSOL PANEL on a post of diameter 48-100mm ECOSOL POST BR
	N999475	ECOSOL SECURITY	Anti-tamper stainless steel screw fastener kit for ECOSOL PANEL and ECOSOL POST BR - ECOSOL SECURITY
	N999476	ECOSOL CABLE	20 m extension for ECOSOL CHARGER - ECOSOL CABLE
	N999477	ECOSOL CHARGER	100-230V - 24V battery charger for rapid charging from mains for ECOSOL BOX and ECOSOL DOUBLE - ECOSOL CHARGER

CLONIX |    |

	Code	Name	Description
	D113807 00002	CLONIX 2E AC U-LINK 230	433Mhz external receiver with 2 outputs with NO contact. Compatible with U-LINK protocol (with 3 connection slots). Power supply 230V, 2048-position memory
	D113808 00003	CLONIX UNI AC U-LINK 230V	433Mhz external receiver with 3 outputs: 2 with NO contact and one NO/NC configurable. Compatible with U-LINK protocol (with 3 connection slots). Power supply 230V, 2048-position memory
	D113718 00002	CLONIX 4 RTE	External 4-channel 433 MHz rolling code receiver. Power relay outputs (16A 230v)
	D113670 00002	RTD 2048	Four-channel rolling code receiver with 2048 codes and built-in programming display. 230Vac power supply, radio command block programming
	D113674 00001	CLONIX 2E	External dual channel 433 MHz rolling code receiver. 128-position memory

	CLONIX 2E AC U-LINK 230	CLONIX UNI AC U-LINK 230V CLONIX 4 RTE RTD 2048	CLONIX 2E
Motor power supply	230 V	230 V	
Environmental conditions	to 55 °C	from -20 °C to 55 °C	
Power supply	230 V	230 V	24 V

Accessories

	Code	Name	Description
	D111904	MITTO B RCB02 R1	Transmitter with 2 channels. Range 50/100 m. Power supply 12 V with 1 battery type 23 A
	D111906	MITTO B RCB04 R1	Transmitter with 4 channels. Range 50/100 m. Power supply 12 V with 1 battery type 23 A
	P111531	B EBA BLUE ENTRY ANDROID 4	BLUE-TOOTH expansion card for Blue Entry system. Manages up to 4 smartphones with the Android operating system
	P111468	B EBA RS 485 LINK	Expansion board for connection of central units with serial controls management
	P111535	BEBA Z-WAVE DRIVER	Expansion card for connection with Z-Wave wireless protocol
	P111523	U-BASE 2 ANDROID	BFT receiver and control unit management and programming software. Version for Android mobile device, Bluetooth connection
	P111510	U-BASE 2 PC	Management and programming software for Bft control units and receivers. Version for PC, Bluetooth connection

MIME | | |

	Code	Name	Description
	D113824	MIME AC	Récepteur bicanal à usage interne 433MHz, 2 independent outputs 230 Vac power supply 30-position memory Operating mode: monostable, bistable, timed, motor control
	R400005	KIT MIME AC	Récepteur bicanal à usage interne 433MHz, 2 independent outputs 230 Vac power supply 30-position memory Operating mode: monostable, bistable, timed, motor control

	MIME AC
Power supply	230 V
Environmental conditions	from -20 °C to 55 °C
Built-in antenna	yes

Accessories

	Code	Name	Description
	D111904	MITTO B RCB02 R1	Transmitter with 2 channels. Range 50/100 m. Power supply 12 V with 1 battery type 23 A
	D111906	MITTO B RCB04 R1	Transmitter with 4 channels. Range 50/100 m. Power supply 12 V with 1 battery type 23 A
	D111947	MITTO B RCB04 R1 CLEAR ICE	Transmitter 4 channels. Range 50/100 m. Power supply 12 V with 1 battery type 23 A. Colour: Clear Ice White
	D111946	MITTO B RCB04 R1 SUNRISE	Transmitter 4 channels. Range 50/100 m. Power supply 12 V with 1 battery type 23 A. Colour: Sunrise Yellow
	D111945	MITTO B RCB04 R1 VINEYARD	Transmitter 4 channels. Range 50/100 m. Power supply 12 V with 1 battery type 23 A. Colour: Vineyard Red
	N999522	CLIP B OO R04	Wall mounting clip for KLEIO B RCA and MITTO B RCB remote controls. 30 unit pack
	P121016	RB	4-channel wall-mounted radio control with rolling code
	P121024	Q.BO TOUCH	Wireless digital touch button panel 433Mhz rolling code.

IPNOS | | | |

	Code	Name	Description
	D113783	IPNOS B LTB 24 R1	Flashing beacon with LED technology. New design language with smoke-grey cover. Built-in antenna. Power supply 24 V.

IPNOS B LTB 24 R1	
Voltage	24 V
Environmental conditions (min)	-20 °
Environmental conditions (max)	60 °
Protection rating	IP44

Accessories

	Code	Name	Description
	P123025	B 00 R02	Wall mounting for B LTA series flashing beacons
	P123026	B 00 R01	Metal guard for B LTA

RADIUS | | | |


	Code	Name	Description
	D113748 00003	RADIUS B LTA 24 R1	Flashing light without incorporated antenna for motors with power supply 24 V.
	D113749 00003	RADIUS B LTA 24 R2	Flashing light without incorporated antenna for motors with power supply 24 V.
	D113748 00002	RADIUS B LTA 230 R1	Flashing light with incorporated antenna for motors with power supply 230 V.
	D113749 00002	RADIUS B LTA 230 R2	Flashing light without incorporated antenna for motors with power supply 230 V.

	RADIUS B LTA 24 R1 RADIUS B LTA 24 R2	RADIUS B LTA 230 R1 RADIUS B LTA 230 R2
Voltage	24 V	230 V
Environmental conditions (min)	-20 °	-20 °
Environmental conditions (max)	60 °	60 °
Protection rating	IP44	

Accessories









	Code	Name	Description
	P123025	B 00 R02	Wall mounting for B LTA series flashing beacons
	P123026	B 00 R01	Metal guard for B LTA

KLEIO |    |

	Code	Name	Description
	D111888	KLEIO B RCA02 R1	Transmitter with 2 channels. Range 50/100 m. Power supply 12 V with 1 battery type 23 A
	D111890	KLEIO B RCA04 R1	Transmitter with 4 channels. Range 50/100 m. Power supply 12 V with 1 battery type 23 A

	KLEIO B RCA02 R1 KLEIO B RCA04 R1
Voltage	12 V
Number of batteries	1
Battery type	23 A
Range	50/100 m

Accessories

	Code	Name	Description
	D113807 00002	CLONIX 2E AC U-LINK 230	433Mhz external receiver with 2 outputs with NO contact. Compatible with U-LINK protocol (with 3 connection slots). Power supply 230V, 2048-position memory
	D113808 00003	CLONIX UNI AC U-LINK 230V	433Mhz external receiver with 3 outputs: 2 with NO contact and one NO/NC configurable. Compatible with U-LINK protocol (with 3 connection slots). Power supply 230V, 2048-position memory
	D113674 00001	CLONIX 2E	CLONIX 2E 433 MHZ dual channel external receiver with rolling code (to be used if there is no CLONIX receiver in the system)
	D113718 00002	CLONIX 4 RTE	External 4-channel 433 MHz rolling code receiver. Power relay outputs (16A 230v)
	P111510	U-BASE 2 PC	Management and programming software for Bft control units and receivers. Version for PC, Bluetooth connection
	P111529	U-PROG 	Programmer for radio control units and receivers with possibility of wired or BlueTooth connection
	N999522	CLIP B 00 R04	Wall mounting clip for KLEIO B RCA and MITTO B RCB remote controls. 30 unit pack
	N999521	CLIP1 B 00 R03	Clip for hooking KLEIO B RCA and MITTO B RCB series remote controls to belt or sun visor. Supplied in pack of 30pcs



MITTO |

	Code	Name	Description
	D111904	MITTO B RCB02 R1	Transmitter with 2 channels. Range 50/100 m. Power supply 12 V with 1 battery type 23 A
	D111905	MITTO B RCB02 R2 REPLAY	Copyable transmitter 2 channels. Range 50/100 m. Power supply 12 V with 1 battery type 23 A
	N999542	MITTO B RCB02 R3	Transmitter 2 channels. Range 50/100 m. Power supply 12 V with 1 battery type 23 A. Pack of 100pcs numbered for block memorisation.
	D111906	MITTO B RCB04 R1	Transmitter with 4 channels. Range 50/100 m. Power supply 12 V with 1 battery type 23 A
	D111907	MITTO B RCB04 R2 REPLAY	Copyable transmitter 4 channels. Range 50/100 m. Power supply 12 V with 1 battery type 23 A
	N999543	MITTO B RCB04 R3	Transmitter 4 channels. Range 50/100 m. Power supply 12 V with 1 battery type 23 A. Pack of 100pcs numbered for block memorisation.
	N999629	MITTO B RCB04 R6 RAINBOW	Pack of four MITTO 4 transmitters in the four BFT colours: vineyard red sunrise yellow clear ice white deep sea blue
	D111945	MITTO B RCB04 R1 VINEYARD	Transmitter 4 channels. Range 50/100 m. Power supply 12 V with 1 battery type 23 A. Colour: Vineyard Red
	D111946	MITTO B RCB04 R1 SUNRISE	Transmitter 4 channels. Range 50/100 m. Power supply 12 V with 1 battery type 23 A. Colour: Sunrise Yellow
	D111947	MITTO B RCB04 R1 CLEAR ICE	Transmitter 4 channels. Range 50/100 m. Power supply 12 V with 1 battery type 23 A. Colour: Clear Ice White

	MITTO B RCB02 R1 MITTO B RCB02 R2 REPLAY MITTO B RCB02 R3 MITTO B RCB04 R1 MITTO B RCB04 R2 REPLAY MITTO B RCB04 R3 MITTO B RCB04 R6 RAINBOW MITTO B RCB04 R1 VINEYARD MITTO B RCB04 R1 SUNRISE MITTO B RCB04 R1 CLEAR ICE
Voltage	12 V
Number of batteries	1
Battery type	23 A
Range	50/100 m

Accessories

	Code	Name	Description
	D113807 00002	CLONIX 2E AC U-LINK 230	433Mhz external receiver with 2 outputs with NO contact. Compatible with U-LINK protocol (with 3 connection slots). Power supply 230V, 2048-position memory
	D113808 00003	CLONIX UNI AC U-LINK 230V	433Mhz external receiver with 3 outputs: 2 with NO contact and one NO/NC configurable. Compatible with U-LINK protocol (with 3 connection slots). Power supply 230V, 2048-position memory
	D113718 00002	CLONIX 4 RTE	External 4-channel 433 MHz rolling code receiver. Power relay outputs (16A 230v)
	D113674 00001	CLONIX 2E	CLONIX 2E 433 MHz dual channel external receiver with rolling code (to be used if there is no CLONIX receiver in the system)
	P111510	U-BASE 2 PC	Management and programming software for Bft control units and receivers. Version for PC, Bluetooth connection
	P111529	U-PROG	Programmer for radio control units and receivers with possibility of wired or BlueTooth connection

	N999522	CLIP B 00 R04	Wall mounting clip for KLEIO B RCA and MITTO B RCB remote controls. 30 unit pack
	N999521	CLIP1 B 00 R03	Clip for hooking KLEIO B RCA and MITTO B RCB series remote controls to belt or sun visor. Supplied in pack of 30pcs

Q.BO |

	Code	Name	Description
	P121024	Q.BO TOUCH	Wireless digital touch button panel 433Mhz rolling code.
	P121022	Q.BO KEY WM	Key selector for outdoor use with double contact.
	P121023	Q.BO KEY WM AV	Vandalproof key selector with double contact, for outdoor use. Metal structure.
	P121025	Q.BO PAD	Vandalproof digital push-button panel, for outdoor use. Metal structure and s/steel buttons. Compatible with WIEGAND protocol, it ensures maximum system safety as it does not directly control the opening of the entry point.

	Q.BO TOUCH	Q.BO KEY WM	Q.BO PAD
Voltage			12/24 V
Number of batteries	2		
Battery type	cr123a A		
Environmental conditions (min)	-10 °	-20 °	-10 °
Environmental conditions (max)	55 °	60 °	55 °
Range			
Protection rating	IP55		IP44

Accessories

	Code	Name	Description
	P111467	B EBA WIE DRIVER	Expansion board for WIEGAND accessories connection management
	P111408	SCS WIE	Board for connection of SELETTO (E) push-button panel and COMPASS SLIM proximity reader Until stocks last
	P903026	PHP3	Single aluminium column for Q.bo series selectors. Height 1038 mm
	D113674 00001	CLONIX 2E	CLONIX 2E 433 MHZ dual channel external receiver with rolling code (to be used if there is no CLONIX receiver in the system)
	D113718 00002	CLONIX 4 RTE	External 4-channel 433 MHz rolling code receiver. Power relay outputs (16A 230v)

THEA | | | |

	Code	Name	Description
	P111528	THEA A15 O.PF	Pair of orientable photocells with integrated flashing beacon Beam can be oriented 40° horizontally and 10° vertically. Synchronised infrared signal to avoid any possibility of accidental dazzling. Range 30 m. Power supply 24 V ac/dc. For external application.
	P111714	THEA A15 O.PF UNI	Pair of orientable photocells with integrated flashing beacon Beam can be oriented 40° horizontally and 10° vertically. Synchronised infrared signal to avoid any possibility of accidental dazzling. Range 30 m. Power supply 24 V ac/dc. For external application.

	THEA A15 O.PF
Voltage	24 V
Horiz. adjustment	40 °
Vert. adjustment	10 °
Range	30 m
Protection rating	IP55

Accessories

	Code	Name	Description
	P903022	PHP BI	Dual-face adapter for THEA/DESME photocells
	P903018	PHP	Pair of aluminium posts for THEA/DESME series photocells Height 522 mm
	P903019	PHP2	Pair of double aluminium posts for THEA/DESME series photocells. Height 522 mm
	P903021	PHP ADA CC	Pair of adapters for the installation of THEA/DESME photocells on CC posts
	P903023	PHP BA1	Support for mounting THEA/DESME photocells on Giotto, Moovi and Michelangelo enclosures
	P903020	APL	Pair of foundation plates for PHP posts

DESME | | | |

	Code	Name	Description
	P111526	DESME A15	Pair of self-aligning photocells. Range 30 m. Power supply 24 V ac/dc.
	P111527	DESME A15 O	Pair of photocells adjustable horizontally and vertically. IR signal synchronised to prevent any risk of blinding. Range . Power supply ac/dc.

	DESME A15	DESME A15 O
Voltage	24 V	24 V
Horiz. adjustment		40 °
Vert. adjustment		10 °
Range	30 m	30 m
Protection rating	IP55	

Accessories

	Code	Name	Description
	P903018	PHP	Pair of aluminium posts for THEA/DESME series photocells Height 522 mm
	P903019	PHP2	Pair of double aluminium posts for THEA/DESME series photocells. Height 522 mm
	P903021	PHP ADA CC	Pair of adapters for the installation of THEA/DESME photocells on CC posts
	P903022	PHP BI	Dual-face adapter for THEA/DESME photocells
	P903023	PHP BA1	Support for mounting THEA/DESME photocells on Giotto, Moovi and Michelangelo enclosures
	P903024	ACV20	Vandal-proof protection for DESME photocells
	P903020	APL	Pair of foundation plates for PHP posts

AKTA - ERIS |

	Code	Name	Description
	P111536	AKTA A30	Pair of photocells adjustable 180 ° horizontally and 20 ° vertically. Range 30 m. Power supply 24 V ac/dc.
	P111537	ERIS A30	Pair of wireless photocells with possibility of management of an IR or resistive active safety edge. Possibility of directing the beam 180 ° horizontally and 20 ° vertically. Range 30 m. Power supply 24 V ac/dc.

	AKTA A30 ERIS A30
Voltage	24 V
Horiz. adjustment	180 °
Vert. adjustment	20 °
Range	30 m
Protection rating	IP55

Accessories

	Code	Name	Description
	N190106	STR	Pair of STR infrared sensors
	N190104	BIR C	Rubber safety edge (H 30 mm), price per m
	P111451 00002	BAR C BA 2	Double profile safety edge with lip seals (L2000xh60 mm.) BAR C BA 2
	P903025	PHP ADA	Pair of adapters for the installation of AKTA photocells on PHP posts
	P903018	PHP	Pair of aluminium posts for THEA/DESME series photocells Height 522 mm
	P903019	PHP2	Pair of double aluminium posts for THEA/DESME series photocells. Height 522 mm
	P903020	APL	Pair of foundation plates for PHP posts
	P111538	ACV30	Vandal-proof protection for AKTA photocells
	N999465	DCW BAT	Pack of 12 batteries for DCW photocell safety edge

Control units



ALCOR N D113706 00002

- Compatibility: ALCOR SD
- Application: control panel for one or two swing gate operators
- Board power supply: 230V single-phase
- Operators power supply: 230V single-phase 300W max each operator
- Main features: removable terminal blocks, settings controlled by potentiometers, fault signalling LEDs and incorporated dual channel receiver
- Main functions: stays locked when closed, 3/4 step logic, partial opening, separate opening/closing



LIBRA C LX QSG2 D113715 00002

- Application: control panel for one or two operators for swing gates (LUX BT)
- Board power supply: 230V single-phase
- Operators power supply: 24Vdc
- Main features: removable terminal blocks, programming with display and incorporated dual channel receiver, anti-crushing, slowdown during opening and closing and electronic self-learning, D-TRACK torque control system, traffic-light management possible with SCS IO and TLB boards
- Main functions: automatic re-closing, fast closing, partial opening, deadman feature, pulse blocking, separate opening/closing
- Control panel for one or two LUX BT series operators



THALIA P D113747 00002

- Application: control panel for one or two 24V operators for swing gates
- Board power supply: 230V single-phase
- Operators power supply: 24Vdc 240W max each operator
- Main features: removable terminal blocks with new standard colour-coding, simplified scenario-based programming with display and incorporated dual channel receiver, D-Track anti-crushing system, slowdown during opening and closing and electronic self-learning
- Main features: automatic closing, rapid closing, partial opening, operation with deadman feature, direct connection powered solenoid lock and electromagnet, direct connection edge 8K2.
- Compatibility: LIBRA C MA, LIBRA C LX, LIBRA, LIBRA R, LIBRA MA R



THALIA P 120V D113747 00001

- Application: control panel for one or two 24V operators for swing gates
- Board power supply: 230V single-phase
- Operators power supply: 24Vdc 180W max each operator
- Main features: removable terminal blocks with new standard colour-coding, simplified scenario-based programming with display and incorporated dual channel receiver, D-Track anti-crushing system, slowdown during opening and closing and electronic self-learning
- Main functions: automatic re-closing, fast closing, partial opening, deadman feature
- Compatibility: LIBRA C MA, LIBRA, LIBRA R, LIBRA MA R



THALIA D113745 00002

- Application: control panel for one or two 24V operators for swing gates
- Board power supply: 230V single-phase
- Operators power supply: 24Vdc 180W max each operator
- Main features: removable terminal blocks with new standard colour-coding, simplified scenario-based programming with display and incorporated dual channel receiver, D-Track anti-crushing system, slowdown during opening and closing and electronic self-learning
- Main functions: automatic re-closing, fast closing, partial opening, deadman feature
- Compatibility: LIBRA C MA, LIBRA, LIBRA R, LIBRA MA R



ALENA ACL2 D113811 00002

- Application: control panel for one or two operators for swing gates
- Board power supply: 230V single-phase
- Operators power supply: 230V single-phase 300W max each operator
- Main features: removable terminal blocks, programming with dip switch and trimmer and built-in dual channel receiver
- Main functions: stays locked when closed, 3/4 step logic, partial opening, fast closing and self-diagnostics
- Compatibility: ALTAIR and ARIES



HYDRA N QSG2 D113730 00002

- Application: control panel for one or two overhead garage door operators
- Board power supply: 230V single-phase
- Operators power supply: 24Vdc 168W max each operator
- Main characteristics: removable terminal blocks, programming with display and incorporated dual channel receiver, anti-crushing, slowdown during opening and closing and electronic self-learning
- Main functions: automatic re-closing, fast closing, pulse blocking, blocking hold
- Compatibility: HYDRA, HYDRA R



LIBRA C MA D113672 00005

- Application: control panel for one or two 24V swing gate operators.
- Board power supply: 230V single-phase
- Operators power supply: 24Vdc 180W max each operator
- Main characteristics: removable terminal blocks, programming with display and incorporated dual channel receiver, anti-crushing, slowdown during opening and closing and electronic self-learning
- Main functions: automatic re-closing, fast closing, partial opening, deadman feature
- Compatibility: LIBRA, LIBRA R, LIBRA MA R



RIGEL 5 D113693 00003

- Application: universal control panel for one or two operators
- Board power supply: 230V single-phase
- Operators power supply: 230V single-phase 600+600W
- Main features: removable terminal blocks, programming and diagnostics with display, incorporated dual channel receiver, plug-in connector for additional receiver, electric snap latch or magnetic lock connection, electronic torque limiter, electronic slowdown during opening and closing, separate limit switch inputs for each motor, possibility of traffic-light management and hydraulic operator pre-heating with SSR5 board
- Main functions: automatic re-closing, separate motor working times, stays locked when closed, water hammer, 2/3/4 step logic, partial opening, fast closing, separate opening and closing
- Compatibility: RIGEL 4



ALTAIR P D113703 00002

- Application: control panel for one or two operators for swing gates
- Board power supply: 230V single-phase
- Operators power supply: 230V single-phase 300W max each operator
- Main features: removable terminal blocks, programming with display and built-in dual channel receiver
- Main functions: stays locked when closed, 3/4 step logic, partial opening, fast closing and self-diagnostics
- Compatibility: ALTAIR and ARIES



ALPHA SD D113680 00002

- Application: control panel for one operator for slide and swing gates, roll-up gates and overhead doors
- Board power supply: 230V single-phase
- Operator power supply: 230V single phase 500W max
- Main features: removable terminal blocks, settings controlled by potentiometers, LED-based fault reporting and incorporated dual channel receiver
- Main functions: fast closing, pulse blocking, gate open indicator light
- Compatibility: MIZAR



ELBA D113716 00002

- Application: control panel for REEL type operator for roller shutters
- Board power supply: 230V single-phase
- Operator power supply: 230V monophas
- Main features: Extremely compact size for installation in shutter case, programming with potentiometers and dip switches, built-in receiver
- Main functions: separate open/close, photocells input, possibility of centralised controls, anemometer and twilight sensor management
- Compatibility: CAPRI, CAPRI RIC, CAPRI TCA



ELBA BU D113717 00002

- Application: control panel for one roll-up door operator
- Board power supply: 230V single-phase
- Operator power supply: 230V monophas
- Main features: Extremely compact size for installation in shutter case, programming with potentiometers and dip switches, built-in receiver, control button on case
- Main functions: separate open/close, photocells input, possibility of centralised controls, anemometer and twilight sensor management
- Compatibility: CAPRI, CAPRI RIC, CAPRI TCA



PEG CB UP MONO P111457

- Application: control unit with deadman feature for PEGASO single phase operators
- Main features: removable terminal blocks, management of limit switches and auxiliary contacts
- Compatibility: PEGASO


PEG CB UP TRI P11458

- Application: control unit with deadman feature for PEGASO three-phase operators
- Main features: removable terminal blocks, management of limit switches and auxiliary contacts
- Compatibility: PEGASO TRI


ELMEC 1 D113612 00001

- Application: control panel for one operator for industrial sectional doors
- Board power supply: 230V single-phase
- Operator power supply: 230V single phase 750W max
- Main features: limit switch inputs, semi-automatic or deadman operation, separate open/close


ELMEC 2 D113613 00001

- Application: control panel for one operator for industrial sectional doors
- Board power supply: 400V three-phase
- Operator power supply: 400V three-phase 750W max
- Main features: limit switch inputs, semi-automatic or deadman operation, separate open/close


LEO D MA D113695 00002

- Application: control panel for one ICARO operator
- Board power supply: 230V single-phase
- Operators power supply: 230Vdc 750W max
- Main features: removable terminal blocks, programming with display, incorporated dual channel receiver and connector for additional receiver, anti-crushing, slowdown during opening and closing and electronic self-learning
- Main functions: torque management, motor slowdown and braking, pedestrian opening, separate open/close, TIMER input, fast closing and self-diagnostics
- Compatibility: LEO series


LIBRA CB HIDE D113742 00002


- Application: control panel for one or two HIDE SW operators
- Board power supply: 230V single-phase
- Operators power supply: 24Vdc 200W max each operator
- Main functions: automatic re-closing, fast closing, partial opening, deadman feature, pulse blocking, separate opening/closing
- Main features: removable terminal blocks, programming with display and incorporated dual channel receiver, anti-crushing, slowdown during opening and closing and electronic self-learning, D-TRACK torque control system


LEO B CBB L01 D113767 00002

- Application: control panel for one operator PEGASO B CJA monophase series
Board power supply: 230V single-phase
Operator power supply: 230V monophase


LEO B CBB W01 D113768 00002

- Application: control unit for PEGASO B CJA three-phase operators
Board power supply: 400V three-phase
Operator power supply: 400V three-phase


LEO B CBB L02 D113777 00002

- CENTRAL UNIT ICARO N F SQ 230V



SHEDIR B CBC O2 L01 P111515

- Application: wire centralisation board for 1 or 2 tubular motors
- Board power supply: 230V single-phase
- Operator power supply: 230V 600W max. each operator
- Main characteristics: simplified and compact wire centralisation system
- Functions: control of 1 or 2 motors (or motor units) in single or simultaneous mode, general up/down, motor 1 or unit 1 up/down, motor 2 or unit 2 up/down



ALCOR N SD 120V D113706 00003

- Application: control panel for one or two swing gate operators
- Board power supply: 230V single-phase
- Operators power supply: 230V single-phase 300W max each operator
- Main features: removable terminal blocks, settings controlled by potentiometers, fault signalling LEDs and incorporated dual channel receiver
- Main functions: stays locked when closed, 3/4 step logic, partial opening, separate opening/closing
- Compatibility: ALCOR 120V



RIGEL 5 SD 110V D113693 00001

- Application: universal control panel for one or two operators
- Board power supply: 230V single-phase
- Operators power supply: 230V single-phase 300W max each operator
- Main features: removable terminal blocks, programming and diagnostics with display, incorporated dual channel receiver, plug-in connector for additional receiver, electric snap latch or magnetic lock connection, electronic torque limiter, electronic slowdown during opening and closing, separate limit switch inputs for each motor, possibility of traffic-light management and hydraulic operator pre-heating with SSR5 board
- Main functions: automatic re-closing, separate motor working times, stays locked when closed, water hammer, 2/3/4 step logic, partial opening, fast closing, separate opening and closing
- Compatibility: RIGEL 4 110V



PERSEO CBD 230.P SD D113779 00002

- Application: control panel for 1 to 4 STOPPY and STOPPY H operators (in parallel)
- Board power supply: 230V single phase
- Operators power supply: 230V single phase or 400V three-phase
- Main features: removable terminal blocks, digital programming, display, connector for programmer Proxima, channel receiver 2048 codes included.
- Main functions: automatic re-closing, separate opening and closing, preflashing, deadman feature
- Compatibility: PERSEO 2



U-PROG P111529

- Programmer for radio control units and receivers with possibility of wired or BlueTooth connection



PROXIMA P111326

- Universal handheld programmer for control units, receivers and remote controls









UNIPOWER D121501

- 12Vdc power supply for Proxima


















**PERSEO CBE 230.P SD D113812 00002**

- Control unit with U-Link, receiver and incorporated heating circuit (to -40°C) for electro-mechanical and hydraulic bollards. Manages up to 4 operators at the same time

Accessories for control units

	Code	Name	Description
	D223066	CPEM	Panel box for central control units
	D223072	CPEL	Large panel box for central control units
	D223050	SD BOX	SD BOX WITH 2 HOLES DIA. 38
	D223040	QSG2	QSG2 ENCLOSURE 8.5x12x5"
	N999070	SFQ	Set of SD and QSG panel fixing brackets
	N999369	CP SD	Set of cable clamps for SD panel



Set of batteries for control units

	Code	Name		Description
	P111503	BBV SLC TL		Battery powered anti-panic device for VISTA SL, SL C, TL
	P111442	BBV SL		Battery powered anti-panic device for VISTA SL - BBV
	P125033	SL BAT1		SL BAT1 emergency battery kit for DEIMOS ULTRA BT
	P125035	SL BAT2		set of backup batteries for Deimos BT A and Ares BT A
	P125017	A-300 SL BAT		Set of backup batteries for A-300 SL series operators
	P125021	SB BAT 2		Set of backup batteries for DEIMOS 300 BT
	P125002	SB BAT		SB BAT emergency battery kit for DEIMOS BT
	P125009	BT BAT2		Set of backup batteries for ARES
	P125005	BT BAT		Set of backup batteries for LIBRA C MA, LIBRA C LX, HYDRA N, ARGO
	P125020	BBT BAT		Set of backup batteries for THALIA and THALIA P
	P125008	VIRGO BAT		Set of backup batteries for VIRGO
	P120017	BAT KIT 1		Set of backup batteries for GIOTTO series barriers. Not compatible with GIOTTO BT A
	P125038	MCL BT A BAT KIT		Set of backup batteries for MICHELANGELO barriers
	P975001	STOPPY BAT		Set of buffer batteries allowing bollard to stay raised in the event of a power cut STOPPY BAT
	P125007	BT BAT1		Set of backup batteries for HYDRA N QSG2










	P125006	CB EOS	Set of backup batteries for VENERE D
--	---------	---------------	--------------------------------------

Expansion boards

	Code	Name	Description
	P111531	B EBA BLUE ENTRY ANDROID 4	BLUE-TOOTH expansion card for Blue Entry system. Manages up to 4 smartphones with the Android operating system
	P111532	B EBA BLUE ENTRY ANDROID 8	BLUE-TOOTH expansion card for Blue Entry system. Manages up to 8 smartphones with the Android operating system
	P111533	B EBA BLUE ENTRY ANDROID 16	BLUE-TOOTH expansion card for Blue Entry system. Manages up to 16 smartphones with the Android operating system
	P111469	B EBA BLUE GATEWAY	Expansion board for BLUETOOTH connection management
	P111748 00002	B EBA BLUE ENTRY IOS LE 4	BLUE -TOOTH expansion card Low Energy for Blue Entry system. It manages up to 4 smartphones with iOS operating system . Compatible with operating system iOS 7 or later .
	P111748 00001	B EBA BLUE ENRTY IOS LE 8	BLUE-TOOTH Low Energy expansion card for Blue Entry system. Manages up to 8 smartphones with iOS operating system. Compatible with iOS 7 operating system or later.
	P111748	B EBA BLUE ENTRY IOS LE 16	BLUE-TOOTH Low Energy expansion card for Blue Entry system. Manages up to 16 smartphones with iOS operating system. Compatible with iOS 7 operating system or later.
	P111468	B EBA RS 485 LINK	Expansion board for connection of central units with serial controls management
	P111466	B EBA IO DRIVER	INPUT/OUTPUT expansion board
	P111467	B EBA WIE DRIVER	Expansion board for WIEGAND accessories connection management
	D113805 00002	B EBA TCP/IP GATEWAY	Remote management of automation systems with U-Link in TCP/IP network.
	P111535	BEBA Z-WAVE DRIVER	Expansion card for connection with Z-Wave wireless protocol
	D113727	TLB	Traffic-light management board for THALIA, THALIA P and LEO CBB.
	P111449	RAU	Wired connection board for BFT plug-in receivers
	P111400	FLC 8K2	Interface for connecting one or more 8K2 type edges
	P111399	IT23	Connection interface for CELLULA RFL in accordance with EN12453 Standard
	D111013	ME	Control board for 12Vac solenoid lock for 230V automation systems
	D111501	ME110	ME110 12V
	D111761	ME BT	Control board for 24Vac solenoid lock for 24V automation systems
	D113050	SPL	Pre-heating board with thermostat for 230V hydraulic operators. Not usable with RIGEL 5
	D111704	SSR5	Board for traffic-light management and pre-heating 230V hydraulic motors for RIGEL5
	D111061	SS	Gate open indicator light board for ALCOR N (operating with limit switch)
	P111376	SCS 1	Serial board for connection to zone and opposing leaves for control units with display While stocks last
	P111377	SCS 1 MA	Board for connection to more than two checked photocell copies for DEIMOS BT and ARES

	P111408	SCS WIE	Board for connection of SELETTO (E) push-button panel and COMPASS SLIM proximity reader Until stocks last
	P125014	SCS IO	Serial Input Output expansion board






Software

	Code	Name	Description
	P111388	SECURBASE LIGHT USB	Management software for COMPASS access control system based on COMPASS SC.
	P111389	SECURBASE PLUS USB	Advanced management software for COMPASS access control system based on COMPASS SC.
	P111510	U-BASE 2 PC	Management and programming software for Bft control units and receivers. Version for PC, Bluetooth connection
	P111513 00002	U-SDK LIGHT 2 	U-Sdk is the innovative application that can make Bft automation systems compatible and easily integrated with a BMS network for the supervision of buildings.
	P111514 00002	U-SDK FULL 2 	U-Sdk is the innovative application that can make Bft automation systems compatible and easily integrated with a BMS network for the supervision of buildings.
	P111513 00008	U-SDK LIGHT 8 	U-Sdk is the innovative application that can make Bft automation systems compatible and easily integrated with a BMS network for the supervision of buildings.
	P111514 00008	U-SDK FULL 8 	U-Sdk is the innovative application that can make Bft automation systems compatible and easily integrated with a BMS network for the supervision of buildings.
	P111523	U-BASE 2 ANDROID	BFT receiver and control unit management and programming software. Version for Android mobile device, Bluetooth connection
	P111674	AXXEDO SCRATCH CARD 4	Scratch card containing the secret code enabling management of 4 entry points through axxedo soft
	P111675	AXXEDO SCRATCH CARD 16	Scratch card containing the secret code enabling management of 16 entry points through axxedo soft

Impact measurer

	Code	Name	Description
	P111386	LEONARDO KIT	BFT impact measurer
	P111387	LEONARDO KIT BLUETOOTH	BFT Bluetooth impact measurer
	P145001	STRAIGHT EXTENSION	Straight extension access.for leonardo kit
	P145002	ANGULAR EXTENSION	Angular extension access.for leonardo kit

Receivers

	Code	Name	Description
	D113718 00002	CLONIX 4 RTE	External 4-channel 433 MHz rolling code receiver. Power relay outputs (16A 230v)
	D113674 00001	CLONIX 2E	CLONIX 2E 433 MHZ dual channel external receiver with rolling code (to be used if there is no CLONIX receiver in the system)
	D113674 00003	CLONIX 2E 2048	Dual channel 433 MHz rolling code plug-in receiver. 2048-position memory
	D111664	CLONIX 2 2048	Dual channel 433 MHz rolling code plug-in receiver. 2048-position memory
	D113670 00002	RTD 2048	Four-channel rolling code receiver with 2048 codes and built-in programming display. 230Vac power supply, radio command block programming
	D111713 00001	MOP	Accessory for adding an output channel to RTD
















	D111662	CLONIX 2	Dual channel 433 MHz rolling code plug-in receiver. 128-position memory
	D111305	RO 2	Dual channel 30.875 MHz plug-in receiver.
	D111050	RE	Wired connection board for two BFT plug-in receivers
	D113746 00003	GSM RECEIVER	GSM receiver. Enables the operation of an automation system with a free phone call
	P130025	ER 1	External receiver for REEL RUA series operators. Compatible with PAD series transmitters
	D113632	AEL 433	Antenna for 433 Mhz radio remote control with 4 m cable
	D113631	AEL 30.8	Antenna for 30.875 Mhz radio remote control with 4 m cable

Transmitters





	Code	Name	Description
	D111904	MITTO B RCB02 R1	Transmitter with 2 channels. Range 50/100 m. Power supply 12 V with 1 battery type 23 A
	N999542	MITTO B RCB02 R3	Transmitter 2 channels. Range 50/100 m. Power supply 12 V with 1 battery type 23 A. Pack of 100pcs numbered for block memorisation.
	D111905	MITTO B RCB02 R2 REPLAY	Copyable transmitter 2 channels. Range 50/100 m. Power supply 12 V with 1 battery type 23 A
	D111906	MITTO B RCB04 R1	Transmitter with 4 channels. Range 50/100 m. Power supply 12 V with 1 battery type 23 A
	N999543	MITTO B RCB04 R3	Transmitter 4 channels. Range 50/100 m. Power supply 12 V with 1 battery type 23 A. Pack of 100pcs numbered for block memorisation.
	D111907	MITTO B RCB04 R2 REPLAY	Copyable transmitter 4 channels. Range 50/100 m. Power supply 12 V with 1 battery type 23 A
	D111945	MITTO B RCB04 R1 VINEYARD	Transmitter 4 channels. Range 50/100 m. Power supply 12 V with 1 battery type 23 A. Colour: Vineyard Red
	D111946	MITTO B RCB04 R1 SUNRISE	Transmitter 4 channels. Range 50/100 m. Power supply 12 V with 1 battery type 23 A. Colour: Sunrise Yellow
	D111947	MITTO B RCB04 R1 CLEAR ICE	Transmitter 4 channels. Range 50/100 m. Power supply 12 V with 1 battery type 23 A. Colour: Clear Ice White
	N999629	MITTO B RCB04 R6 RAINBOW	Pack of four MITTO 4 transmitters in the four BFT colours: vineyard red sunrise yellow clear ice white deep sea blue
	D111888	KLEIO B RCA02 R1	Transmitter with 2 channels. Range 50/100 m. Power supply 12 V with 1 battery type 23 A
	D111890	KLEIO B RCA04 R1	Transmitter with 4 channels. Range 50/100 m. Power supply 12 V with 1 battery type 23 A
	N999522	CLIP B 00 R04	Wall mounting clip for KLEIO B RCA and MITTO B RCB remote controls. 30 unit pack
	N999521	CLIP1 B 00 R03	Clip for hooking KLEIO B RCA and MITTO B RCB series remote controls to belt or sun visor. Supplied in pack of 30pcs
	D111879	GHIBLI	GHIBLI 12V four-channel transmitter 433 MHz
	P121024	Q.BO TOUCH	Wireless digital touch button panel 433Mhz rolling code.
	P121016	RB	4-channel wall-mounted radio control with rolling code

	D111910	PAD RCD 05 R	5-channels remote control for REEL RUA, LOOP RADIO and ER-1 receiver
	D111911	PAD RCD 01 F	Wall-mounted radio control with rolling code

Control devices

	Code	Name	Description
	P121025	Q.BO PAD	Vandalproof digital push-button panel, for outdoor use. Metal structure and s/steel buttons. Compatible with WIEGAND protocol, it ensures maximum system safety as it does not directly control the opening of the entry point.
	P121024	Q.BO TOUCH	Wireless digital touch button panel 433Mhz rolling code.
	P121023	Q.BO KEY W/M AV	Vandalproof key selector with double contact, for outdoor use. Metal structure.
	P121022	Q.BO KEY W/M	Key selector for outdoor use with double contact.
	P903026	PHP3	Single aluminium column for Q.bo series selectors. Height 1038 mm
	P903027	PHP4	Pair of aluminium columns for Q.bo series selectors and DESME and THEA series photocells. Height 1038 mm
	P121016	RB	4-channel wall-mounted radio control with rolling code
	P121012	SELETTTO 	Recessed digital button panel with metal body and stainless steel keys
	P903008	CSC 50	Aluminium column for photocell mod. CELLULA 50 and selector mod. INTRO
	D121611	SPC	SPC external button panel with 2 start-stop buttons.
	D121612	SPC2	SPC2 external button panel with 2 open-close buttons.
	D121619	SPC3	SPC3 open stop close button panel.
	N574005	SIBOX	Empty wall-mounted safe for external release and control keypad Dimensions 179.5 x 122 x 92 mm
	N733036	MOX	External release system to be inserted in SIBOX safe
	P111274	RME 1 BT	24Vac single channel metal object detector with installation base
	D110926 00001	SPIRA 2X1	Magnetic loop 2 x 1 m

Activation sensors automatic doors and security

	Code	Name	Description
	P111662	VIO-M	Compact mono-directional activation sensor
	P111265	FPA 1 	Pair of photocells with one pair of sensors FPA1
	P111266	FPA 2 	Pair of photocells with two pairs of sensors

	P111657 00003	4SAFE IR SAFETY SENSOR MONIT.SW/2MOD/900	Monitored IR safety sensor for side-hung leaves, 2 modules, 900mm
	P111657 00002	4SAFE IR SAFETY SENSOR MONIT.SW/2MOD/700	Monitored IR safety sensor for side-hung leaves, 2 modules, 700mm
	P111657 00001	4SAFE IR SAFETY SENSOR MONIT.SW/1MOD/700	Monitored IR safety sensor for side-hung leaves, 1 module, 700mm
	P111656	VIO-ST	Infrared safety sensor, monitored
	P111655	IXIO-DT1	Safety and mono-directional activation sensor, dual technology, monitored, programmable c.telecom.
	P111654	VIO-DT1	Safety and mono-directional activation sensor, dual technology, monitored
	P111653	VIO-DT2	Safety and bi-directional activation sensor, dual technology, monitored
	P111652	HR100-CT	Safety and mono-directional activation sensor, infrared, monitored
	P111405	REMOTE CONTROL	Remote control for adjusting and setting FALCON, EAGLE ONE and ACTIVE8
	P111407	FALCON	Industrial presence sensor installable up to 7 m
	P111325	RIP	Multi-function active infrared radar, wide/narrow range

Signalling devices

	Code	Name	Description
	D113783	IPNOS B LTB 24 R1	Flashing beacon with LED technology. New design language with smoke-grey cover. Built-in antenna. Power supply 24 V.
	D113748 00002	RADIUS B LTA 230 R1	Flashing light with incorporated antenna for motors with power supply 230 V.
	D113749 00002	RADIUS B LTA 230 R2	Flashing light without incorporated antenna for motors with power supply 230 V.
	D113748 00003	RADIUS B LTA 24 R1	Flashing light without incorporated antenna for motors with power supply 24 V.
	D113749 00003	RADIUS B LTA 24 R2	Flashing light without incorporated antenna for motors with power supply 24 V.
	P123026	B 00 R01	Metal guard for B LTA
	P123025	B 00 R02	Wall mounting for B LTA series flashing beacons
	D121458	TRAFFIC LIGHT	Red - green traffic light
	D831081	CMS	Sign

Safety devices - Photocells and accessories

	Code	Name	Description
	P111714	THEA A15 O.PF UNI	Pair of orientable photocells with integrated flashing beacon Beam can be oriented 40° horizontally and 10° vertically. Synchronised infrared signal to avoid any possibility of accidental dazzling. Range 30 m. Power supply 24 V ac/dc. For external application.
	P111528	THEA A15 O.PF	Pair of orientable photocells with integrated flashing beacon Beam can be oriented 40° horizontally and 10° vertically. Synchronised infrared signal to avoid any possibility of accidental dazzling. Range 30 m. Power supply 24 V ac/dc. For external application.

	P111526	DESME A15		Pair of self-aligning photocells. Range 30 m. Power supply 24 V ac/dc.
	P111527	DESME A15 O		Pair of photocells adjustable horizontally and vertically. IR signal synchronised to prevent any risk of blinding. Range . Power supply ac/dc.
	P111536	AKTA A30		Pair of photocells adjustable 180 ° horizontally and 20 ° vertically. Range 30 m. Power supply 24 V ac/dc.
	P111537	ERIS A30		Pair of wireless photocells with possibility of management of an IR or resistive active safety edge. Possibility of directing the beam 180 ° horizontally and 20 ° vertically. Range 30 m. Power supply 24 V ac/dc.
	P903018	PHP		Pair of aluminium posts for THEA/DESME series photocells Height 522 mm
	P903026	PHP3		Single aluminium column for Q.bo series selectors. Height 1038 mm
	P903019	PHP2		Pair of double aluminium posts for THEA/DESME series photocells. Height 522 mm
	P903021	PHP ADA CC		Pair of adapters for the installation of THEA/DESME photocells on CC posts
	P903025	PHP ADA		Pair of adapters for the installation of AKTA photocells on PHP posts
	P903022	PHP BI		Dual-face adapter for THEA/DESME photocells
	P903023	PHP BA1		Support for mounting THEA/DESME photocells on Giotto, Moovi and Michelangelo enclosures
	P903024	ACV20		Vandal-proof protection for DESME photocells
	P111538	ACV30		Vandal-proof protection for AKTA photocells
	P903020	APL		Pair of foundation plates for PHP posts
	P903027	PHP4		Pair of aluminium columns for Q.bo series selectors and DESME and THEA series photocells. Height 1038 mm
	P111464	A-CELLULA FLX		Pair of A-CELLULA FLX flashing photocells for ALISEO series operators
	P111273	CELLULA 130		Pair of CELLULA130 photocells
	P111081	PRO 130		Anodised aluminium vandal-proof guard for CELLULA 130
	P903005	CC130		Pair of CC 130 posts
	P903006	CC130/2		Pair of aluminium posts with double fitting for CELLULA 130 photocells
	P903007	CSC 130		Aluminium post for CELLULA 130 photocell and INTRO selector, plus CC130 post
	P111272	CELLULA 50		Pair of built-in adjustable photocells (range 30 m) Power supply 24V ac
	P903004	CC50		Pair of aluminium posts for CELLULA 50 and CELLULA RFL photocells
	P903008	CSC 50		Aluminium column for photocell mod. CELLULA 50 and selector mod. INTRO
	P111460	KIT CELLULA 180 AT		KIT CELLULA 180 + DCW COVER
	N999465	DCW BAT		Pack of 12 batteries for DCW photocell safety edge

	P111382	FL NET	Pair of FL NET photocells Dip switch bus addressing
	P111391	CELLULA RFL	Reflective photocell for external application (range 12 m) Power supply 24V ac/dc (requires S RFLP P111409)
	P111399	IT23	Connection interface for CELLULA RFL in accordance with EN12453 Standard
	P111409	S RFLP	Reflector and support for wall mounting and mounting on CC post for CELLULA RFL
	P903013	CC RFL	CELLULA RFL and S RFLP mounting support on CC posts
	P903014	CM RFL	CELLULA RFL wall mounting support
	D221573	CCI	Recessed container for CELLULA 50 and INTRO.
	P903010	PFC1	Pair of foundation plates for CC50, CC130, CSC50, CSC130 and CC130/2 posts

Safety devices - Sensitive edges

	Code	Name	Description
	P111537	ERIS A30	Pair of wireless photocells with possibility of management of an IR or resistive active safety edge. Possibility of directing the beam 180 ° horizontally and 20 ° vertically. Range 30 m. Power supply 24 V ac/dc.
	N190106	STR	Pair of STR infrared sensors
	N999465	DCW BAT	Pack of 12 batteries for DCW photocell safety edge
	P111401 00001	VENTIMIGLIA NS	Infrared device for BIR C or BAR C safety edges (conforms to EN 12978 Standard)
	D141160	FLEXY 6	6x0.5 sq mm extensible spiral cable for industrial sectional doors. Extension max 6 m FLEXY 6

Rubber profiles

	Code	Name	Description
	D221074	TB	Plug for BIR C - TB
	N190104	BIR C	Rubber safety edge (H 30 mm), price per m
	N999025	TA	TA TAPPI BAR
	N190041	CSP 25	CSP 25 rubber shock absorber profile length 2500 mm
	N190040	CSP 20	CSP 20 rubber shock absorber profile length 2000 mm
	N190039	CSP 10	CSP 10 rubber shock absorber profile length 1000 mm






	P111056	CM5000	Mechanical safety edge, length 5 m
	P111055	CM4000	Mechanical safety edge, length 4 m
	P111054	CM3000	Mechanical safety edge, length 3 m
	P111053	CM2000	Mechanical safety edge, length 2 m
	P111052	CM1700	Wired sensitive edge of length 1.7 m CM 1700
	P111051	CM1500	Mechanical safety edge, length 1.5 m
	P111050	CM1000	Mechanical safety edge, length 1 m
	P111451 00006	BAR C BA 6	Double profile safety edge with lip seals (L6000xh60 mm.) BAR C BA 6
	P111451 00004	BAR C BA 4	Double profile safety edge with lip seals (L4000xh60 mm.) BAR C BA 4
	P111451 00002	BAR C BA 2	Double profile safety edge with lip seals (L2000xh60 mm.) BAR C BA 2
	P111450 00006	BAR C 6	Double profile rubber safety edge (L 6000 x H 60 mm)
	P111450 00004	BAR C 4	Double profile rubber safety edge (L 4000 x H 60 mm)
	P111450 00002	BAR C 2	Double profile rubber safety edge (L 2000 x H 60 mm)

Solenoid locks

	Code	Name	Description
	D121016	ECB DX	Right-hand horizontal solenoid lock, 12-24V
	D121017	ECB SX	Left-hand horizontal solenoid lock, 12-24V
	D121018	ECB VERTICALE	Vertical solenoid lock, 12-24V
	P123001 00001	EBP	EBP 230Vac electric drop lock
	P123001 00004	EBP 120	Drop electric lock + transf. 24/120V 60Hz
	P123006 00001	EBPE 52	Electroserrure avec canon extérieur de
	P123008 00001	EBPE 75	230Vac solenoid lock with zero stop resistance, also with release from outside for gates of max thickness 75 mm
	P123001 00013	EBP 24	24Vac solenoid lock, with 230/24V transformer installable in control panel
	P123001 00019	EBP24 120	Drop electric lock + transf. 24/120V 60Hz
	P123006 00013	EBPE 52 24V	EBPE 52 24V with transformer

Release systems

	Code	Name	Description
	N733502	SCP	Release for ELI 250 and SUB BT with personalized key.
	N733392	SCC	Releases for ELI250 with SCC lever spanner
	N733189	SCT	Release for ELI 250 and SUB BT with personalized key.
	N574039	BOX	Wall-mounted safe for steel cable release and electric control
	N574005	SIBOX	Empty wall-mounted safe for external release and control keypad Dimensions 179.5 x 122 x 92 mm
	N733036	MOX	External release system to be inserted in SIBOX safe
	D610256	CLS/82	Triangular release key for SUB operators l=82mm

	D610180	CLS	Triangular release key l=52mm
	P115003	ST	Automatic bolt release for sectional doors
	N733020	SEB	External key release for BERMA, FORB, IGEA LB and IGEA LB BTi
	N733069	SET/S	External release for insulated sectional and overhead doors of thickness up to 50 mm. SET/S
	N733422	RCAL	Lever release for ARGO and IGEA LB with steel cable l=7m RCAL
	D531097 00001	CRC SPARE KEY	CRC SPARE KEY



Parking systems

SYSTEM TYPE:

STAND-ALONE SYSTEM

ESPAS 10 MONEY BOX Espas 10 COIN

- Espas 20 I **1**
- Espas 20 U **2**
- Espas 20 P **3**
- Espas 20 T **4**

WIRED SYSTEM

- Espas 30 I **1**
- Espas 30 U **2**
- Espas 30 P **3**
- Espas 30 POS SERVER **4**

Guide to choosing

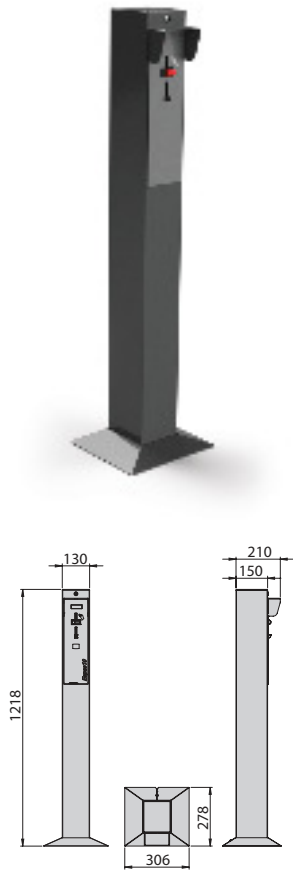
Espas 10 Espas 20 Espas 30

COMMUNICATION BETWEEN DEVICES	Stand alone operation	▪	▪	▪
	RS485/LAN communication protocol			▪
USER INTERFACE	Alphanumeric display		▪	▪
	Multi-language voice synthesis			▪
ONE-OFF USER MANAGEMENT	1D barcode ticket			▪
	2D barcode tickets		▪	
	Courtesy time management		▪	▪
	Ticket on fanfold thermal paper		▪	▪
SEASON TICKET HOLDER MANAGEMENT	Linear charge linked only to time spent in car park	▪		
	Operator pass with ISO125KHz card		▪	▪
	Season tickets with ISO 125KHz card			▪
	Season tickets with barcode tickets		▪	▪
	Antipassback function on entry/exit stations		▪	▪
	Time slot season tickets with iso cards			▪
	Decremental season tickets with iso cards (time, amount, transits)			▪
	Season tickets on "free-hand" support			▪
	Short-term time slot season tickets with tickets		▪	▪
	Short-term decremental season tickets with tickets (time, amount, transits)		▪	▪
AUTOMATIC PAY STATION	Short-term season tickets with daily tickets		▪	▪
	Alphanumeric display		▪	
	Graphic display			▪
	Payment by credit card *			▪
	Payment with up to 5 coin types		▪	▪
	Change giver, up to 5 coin types		▪	▪
	Change giver, up to 4 coin types, high capacity		▪	▪
	Change giver, 1 banknote type		▪	▪
	Automatic coin jam clearing		▪	▪
	Lost ticket function		▪	▪
	Payment data re-write on ticket function		▪	▪
	Receipt request		▪	▪
	Secondary coin box		▪	▪
	Cash movement report		▪	▪
	Programmable thermostat control system		▪	▪
Control unit on industrial PC			▪	
MANNED PAY STATION	1D barcode ticket printing and validation		▪	
	2D barcode ticket printing and validation		▪	
	Centralised management software			▪
	Issue of season tickets with ISO card			▪
	System software management from remote stations			▪

* Credit card available after verification of service in the relevant country



ESPAS 10 MONEY BOX |



The Espas 10 Money Box station, combined with an electromechanical barrier, is a device to control an entry or exit point of a car park, the station can be incorporated in a system in which the other passages are managed by Espas 20 posts.

BASIC COMPONENTS

- Coin machine enabled to accept only one 1 Euro or 2 Euro coin

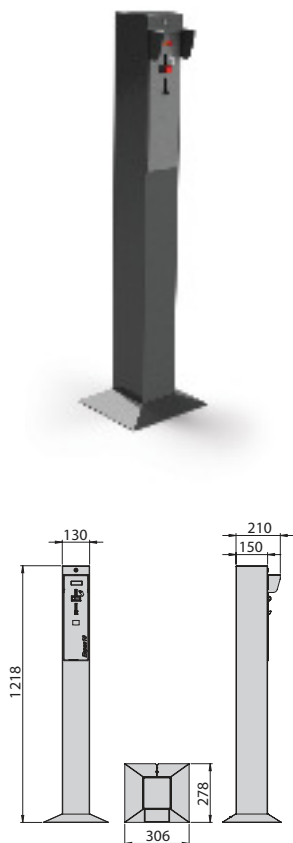
SPECIAL VERSION

- Espas 10 Money box coin: station with coin machine enabled to accept a shaped token

TECHNICAL DATA

- Material: galvanised steel body, painted in RAL7015
- Weight: 10 Kg

ESPAS 10 MONEY BOX PLUS |



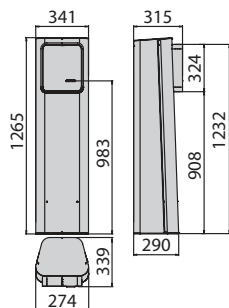
The Espas 10 Money Box Plus station, combined with an electromechanical barrier, is a device to control an entry or exit point of a car park, the station can be incorporated in a system in which the other passages are managed by Espas20 posts.

BASIC COMPONENTS

- Front panel comprising a 4 digit LCD display showing the amount to be paid
- Coin machine enabled to accept 0.10 0.20 0.50 1 and 2 Euro coins.

TECHNICAL DATA

- Power supply: 230Vac/50Hz
- Power input: 20 VA
- Material: galvanised steel body, painted in RAL7015
- Weight: 10 Kg
- Operating temperature: -30°C + 50°C

**ESPAS 20-I**  

The Espas20-I station combined with an electromechanical barrier and double loop is a device for controlling an entry transit point of a parking area. The system works in stand alone mode, and no wiring is required between the various components of the car park

BASIC COMPONENTS

- Back-lit LCD display 20x2
- Container for up to 5000 tickets with easy loading
- ISO fanfold ticket printer
- Vandal-proof luminous piezoelectric button for ticket request
- Proximity reader for operator cards
- Assistance call button
- Double-channel detector for vehicle direction reading
- Barrier control
- Heater and pressure-operated fan system with temperature control

Operating current absorption: 200 W

Current absorption when idle: 70 W

Material: powder-painted galvanised steel body

Weight: 60 Kg

Operating temperature: from -20 to +50°C

Button: luminous, vandal-proof

Protection rating: IP 33

Proximity reader: RFID 125kHz

OPTIONAL COMPONENTS

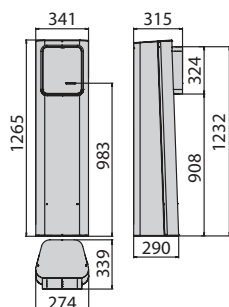
- Analogue intercom
- Digital intercom
- Ticket barcode reader-scanner

SPECIAL VERSIONS

- Espas 20 SA: for entries for season ticket holders only
- Espas 20 PAPER ROLL with paper-roll tickets

TECHNICAL DATA

Power supply: 230 Vac/50Hz

ESPAS 20-U  

The Espas20-U station combined with an electromechanical barrier and double loop is a device for controlling an exit transit point of a parking area. The system works in stand alone mode, and no wiring is required between the various components of the car park

BASIC COMPONENTS

- Back-lit LCD display 20x2
- Barcode reader-scanner
- Proximity reader for operator cards
- Assistance call button
- Double-channel detector for vehicle direction reading
- Barrier control
- Heater and pressure-operated fan system with temperature control

Protection rating: IP 33

Proximity reader: RFID 125kHz

OPTIONAL COMPONENTS

- Analogue intercom
- Digital intercom
- Motorised reader scanner retractor

SPECIAL VERSIONS

- Espas 20 SA: for exits for season ticket holders only

TECHNICAL DATA

Power supply: 230 Vac/50Hz

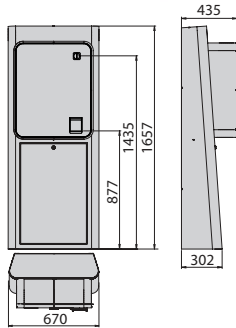
Operating current absorption: 200 W

Current absorption when idle: 70 W

Material: galvanised steel body, painted in RAL7015

Weight: 60 Kg

Operating temperature: from -20 to +50°C

ESPAS 20-P |


The Espas20-P automatic pay station was designed to provide stand alone car park systems, a device allowing autonomous system operation 24 hours a day without the continuous presence of an operator.

BASIC COMPONENTS

- Back-lit LCD display 20x4
- Multi-language voice synthesis
- Coin acceptor and change giver for up to 6 coin sizes
- Note acceptor and change giver, reads up to 5 note sizes in 4 directions and gives change in one (configurable) size
- Thermal printer for issuing lost tickets or printing reports and receipts
- Motorised ticket reader module which prints the receipt on the ticket
- Cash boxes, removable only with a safety key
- Heater and pressure-operated fan system with electronic temperature control

TECHNICAL DATA

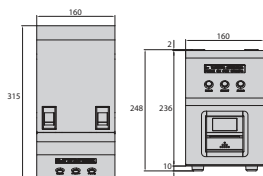
Power supply: 230 Vac/50Hz
 Operating current absorption: 200 W
 Current absorption when idle: 70 W
 Material: galvanised steel body, painted in RAL7015
 Weight: 90 Kg
 Operating temperature: from -20 to +50°C
 Display: Backlit 20x4 LCD
 Coin change giver container capacity: 6 tubes of 50 coins each and 2 additional hoppers for 350 coins each
 Note change giver container capacity: 30 pieces

OPTIONAL COMPONENTS

- digital intercom
- analogue intercom
- credit card reader

SPECIAL VERSIONS

- Espas 20-P HR, size meets disabled standards (670x 438x 1498 LxWxH)
- Espas 20-P PAPER ROLL with paper-roll tickets

ESPAS 20-T |


The Espas20-T desktop validator is an all in one device that performs all the functions of an attended station without wiring and without the use of a PC. The validator was designed to satisfy the requirements of small and medium-sized car parts requiring a device that is simple to install, configure and maintain.

BASIC COMPONENTS

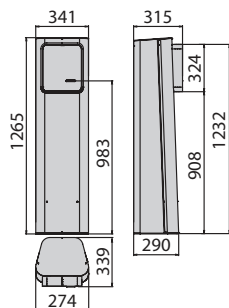
- Backlit alphanumeric display showing the price to be paid
- Built-in optical module for 2D barcode reading
- 3 function keys for settings and printing tickets for:
 - one entry and one exit
 - unlimited access for a given period
 - exiting the car park after a given number of hours
- Upper opening to replace the tickets and clean the printer

TECHNICAL DATA

Power supply: 230 Vac/50Hz
 Power input: 70 VA
 Weight: 4 Kg
 Operating temperature: from 0 to +50°C



ESPAS 30-I



The Espas 30-I entry station combined with an electromechanical barrier and double loop is a device for controlling an entry transit point of a parking area. It is designed for wired systems and therefore must be connected to the other components of the system via RS485 serial network.

BASIC COMPONENTS

- Back-lit LCD display 20x2
- Voice synthesis for user guide
- Container for up to 5000 tickets with easy loading
- ISO fanfold ticket printer
- Vandal-proof luminous piezoelectric button for ticket request
- Proximity reader for season tickets
- Assistance call button
- Double-channel detector for vehicle reading
- Barrier control
- Heater and pressure-operated fan system with electronic temperature control

- Operating current absorption: 200 W
- Current absorption when idle: 70 W
- Material: galvanised steel body, painted in RAL7015
- Weight: 60 Kg
- Operating temperature: from -20 to +50°C
- Protection rating: IP 33
- interface: RS-485 serial
- Proximity reader: RFID 125kHz

OPTIONAL COMPONENTS

- Digital intercom
- Analogue intercom
- Ticket barcode reader-scanner

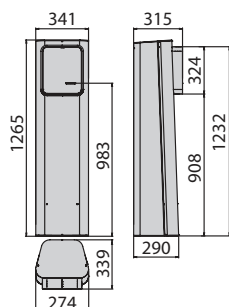
SPECIAL VERSIONS

- Espas 30 A: for entry and exit points for season ticket holders only
- Espas 30 PAPER-ROLL: with paper-roll tickets

TECHNICAL DATA

- Power supply: 230 Vac/50Hz

ESPAS 30-U



The Espas 30-U entry station combined with an electromechanical barrier and double loop is a device for controlling an exit transit point of a parking area. It is designed for wired systems and therefore must be connected to the other components of the system via RS485 serial network.

BASIC COMPONENTS

- Back-lit LCD display 20x2
- Voice synthesis for user guide
- Barcode reader-scanner
- Proximity reader for season tickets
- Assistance call button
- Double-channel detector for vehicle reading
- Barrier control
- Pressure-operated fan system

- interface: RS-485 serial
- Proximity reader: RFID 125kHz

OPTIONAL COMPONENTS

- Digital intercom
- Analogue intercom
- Motorised reader scanner retractor

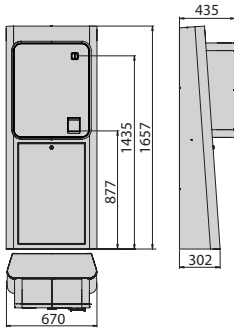
SPECIAL VERSIONS

- Espas 30 A: for entry and exit points for season ticket holders only

TECHNICAL DATA

- Power supply: 230 Vac/50Hz
- Operating current absorption: 200 W
- Current absorption when idle: 70 W
- Material: galvanised steel body, painted in RAL7015
- Weight: 60 Kg
- Operating temperature: from -20 to +50°C
- Protection rating: IP 33

ESPAS 30-P



The Espas30-P automatic pay station was designed to provide professional cabled car park systems with a device offering the highest performance for automatic cashier services. It must be connected to the system server via an ethernet network

BASIC COMPONENTS

- 6.5" graphic colour display
- Multi-language voice synthesis
- Coin acceptor and change giver for up to 6 coin sizes
- Note acceptor and change giver, reads up to 4 note sizes in 4 directions and gives change in one (configurable) size
- Proximity reader for season ticket renewal
- Printer for issuing lost tickets or printing reports and receipts
- Ticket reader scanner
- Cash boxes, removable only with a safety key
- Heater and pressure-operated fan system with electronic temperature control

OPTIONAL COMPONENTS

- Digital intercom
- Analogue intercom
- Motorised ticket reader module which prints the receipt on the ticket
- Credit card reader with Pin-pad
- Note change giver, up to two note sizes

SPECIAL VERSIONS

- Espas 30-P HR, size meets disabled

standards (670x 438x 1498 LxWxH)

- Espas 30-P PAPER ROLL with paper-roll tickets

TECHNICAL DATA

Power supply: 230 Vac/50Hz
 Operating current absorption: 200 W
 Current absorption when idle: 70 W
 Material: powder-painted galvanised steel body
 Weight: 90 Kg
 Operating temperature: from -20 to +50°C
 Display: 6.5" colour TFT
 Coin change giver container capacity: 6 tubes of 50 coins each and 2 additional hoppers for 350 coins each.
 Note change giver container capacity: 30 pieces
 Communication interface: Ethernet
 Proximity reader: RFID 125kHz

ESPAS 30 MANNED PAY STATION SERVER



Complete, reliable and easy-to-use system in a single solution, with incorporated database PC used for cashier operations. With the JANICA software and the system components, operations including parking time payments, issue and renewal of season tickets and tariff management can be performed immediately

BASIC COMPONENTS

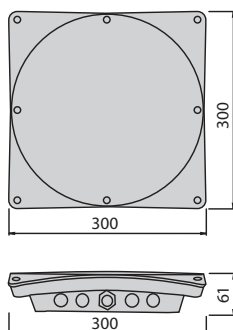
- Personal computer complete with 19" LCD monitor, mouse and keyboard
- Barcode reader with manual laser scanner
- RS485 interface device for connection to entry and exit stations
- Network hub for connection to the Espas 30-P automatic pay station

OPTIONAL COMPONENTS

- Receipt printer
- Ticket/pass printer
- Courtesy display
- Counter-top proximity reader for season tickets
- Cash box

SPECIAL VERSIONS

- Espas 30 SERVER: system server without manning functions
- Espas 30 SERVER TE: system server with extended temperature for outdoor installations
- Espas 30 CLIENT MANNED PAY STATION: client pay station function only, without server



The Espas Tuva is a medium range UHF passive tag reading system that can be integrated into espas30 line parking systems. The Tuva antenna, installed near Espas30-I and Espas30-U entry and exit posts, allows motorists with special adhesive tags on their windcreens to enter and exit the car park quickly, without having to show anything at the post.

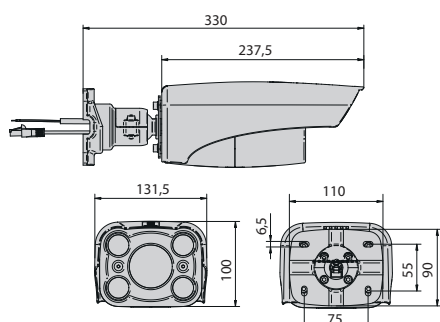
OPERATION

The antenna is integrated into the post at each of the transit points to be covered. It points towards the lane: in this way, as a vehicle equipped with a Tuva Tag associated to a valid season ticket comes near, the gate will open to let it pass. Car park users who opt to use this technology do not need to have an ISO or swipe card to enter or leave the car park, and can go through the transit points in a quick, orderly way. Season tickets based on Tuva technology can be of all types, using any type of software. They can be renewed either at attended stations or automatic pay stations.

TECHNICAL DATA

Power supply: 12-24 V DC
 Consumption: 1A at 12V / 0.5A at 24V
 Operating frequency: 865-868 MHz / 902-928 MHz
 material: aluminium and cover in abs ul94
 Weight: 750 g
 Reading distance: up to 6 m (with the tags supplied)

Communication interface: Ethernet
 Operating temperature: from -30 to +60°C
 Protection rating: IP 65
 Certifications: CE, FCC
 EMC: European directive for EMC 89/336/EEC, EN 301489-1



The Espas NEA is a licence plate reading system that can be integrated into Espas30 parking systems. The camera, installed near the Espas30-I and Espas30-U entry and exit posts, allows vehicles with registered number-plate to enter and exit the car park quickly, without having to show anything at the post. The use of the plate does not require specific physical supports, thereby offering maximum flexibility.

FEATURES

- Plate number printed on the entry ticket of occasional users
- Management of season tickets without cards or other tickets, using the licence plate only
- Exit authorisation via the licence plate associated to a paid ticket
- Flexible management of season tickets, with the possibility to use either transponder cards, UHF TAGs or by reading the licence plate, based on the everyday needs of the customer. The process is transparent for the customer and fully automated
- Increased security through the unequivocal connection of the vehicle to the licence plate
- Allowing access to the car park for vehicles with certain pre-registered license plate numbers
- Possibility of associating different license plate numbers to the same season ticket holder if he/she owns more than one vehicle. This makes the car park access management even more transparent.
- Able to recognise all European and non-European licence plate formats

- The NEA system can be used without entry and exit stations in car parks for season ticket holders only
- The level of reading precision can be set to allow the registration of even relatively worn or dirty licence plates, allowing correspondence or not of some characters

TECHNICAL DATA

Supply voltage: 12 VDC
 Consumption: 8 W, max. 10 W
 I/O: Opto-isolated input
 trigger input: 5 – 12 Vdc
 Opto-isolated output: output 5 – 24Vdc, 20mA max Serial RS232/S
 Weight: 1.6 kg
 Communication interface: Ethernet
 Operating temperature: -25°C +55°C
 IP rating: IP 65
 Conformity: CE, RoHS, FCC

PHOBOS AC KIT A50 FRA



Use: **HOME ACCESS**
Gate leaf length: **5 m**



ee link rolling code er ready

Description

- Complete kit 230 V for sliding gates up to 500 kg in weight and 5 m in length.



PHOBOS AC KIT A50 FRA	R935305 00003
The KIT includes	
2 - PHOBOS AC A50	Irreversible electromechanical operator 230 V for swing gates weighing up to 500 kg and 5 m long.
2 - MITTO B RCBO4 R1	12V four-channel transmitter 433MHz rolling code
1 - ALENA ACL2	Control panel for one or two 230V/300W operators for swing gates and industrial folding doors
1 - DESME A15	Pair of self-aligning photocells. Range 30 m. Power supply 24 V ac/dc.

Complementary accessories

Code	Name	Description
P111401 00001	VENTIMIGLIA NS	Infrared device for BIR C or BAR C safety edges (conforms to EN 12978 Standard)
N190104	BIR C	Rubber safety edge (H 30 mm), price per m
N733427	ARB PHOBOS N	Pair of front and rear adjustable brackets for PHOBOS N operator - PHOBOS N BT
D111013	ME	Control board for 12Vac solenoid lock for 230V automation systems
P123001 00001	EBP	EBP 230Vac electric drop lock
D121018	ECB VERTICALE	Vertical solenoid lock, 12-24V
D111904	MITTO B RCBO2 R1	Transmitter with 2 channels. Range 50/100 m. Power supply 12 V with 1 battery type 23 A
P903018	PHP	Pair of aluminium posts for THEA/DESME series photocells Height 522 mm
P111526	DESME A15	Pair of self-aligning photocells. Range 30 m. Power supply 24 V ac/dc.
P121023	Q.BO KEY WM AV	Vandalproof key selector with double contact, for outdoor use. Metal structure.
P121024	Q.BO TOUCH	Wireless digital touch button panel 433Mhz rolling code.

ALENA ACL2

Control panel for one or two 230V/300W operators for swing gates and industrial folding doors



ALENA ACL2 D113811 00002

- Application: control panel for one or two operators for swing gates
- Board power supply: 230V single-phase
- Operators power supply: 230V single-phase 300W max each operator
- Main features: removable terminal blocks, programming with dip switch and trimmer and built-in dual channel receiver
- Main functions: stays locked when closed, 3/4 step logic, partial opening, fast closing and self-diagnostics
- Compatibility: ALTAIR and ARIES

	PHOBOS AC A50
Gate leaf length	5 m
Max Leaf	500 kg
Power supply	230 V
Power input	210 W
Frequency of use	semi-intensive
Control unit	ALENA ACL2
Board power supply	230 V
Useful rod stroke	460 mm
Maximum angle	129 °
Cycle time	18 sec
Type of limit switch	work time
Slowdown	no
Locking	mechanical
Release	personal key
Impact reaction	electric clutch
Environmental conditions	from -20 °C to 55 °C
Protection rating	IP X4

Use: **HOME ACCESS**
Gate leaf length: **2.5 m**



ee link rolling code er ready

Description

- Complete kit 230 V for sliding gates up to 400 kg in weight and 2.5 m in length.



PHOBOS AC KIT A25 FRA R935304 00003

The KIT includes

2 - PHOBOS AC A25	Irreversible electromechanical operator 230 V for swing gates weighing up to 400 kg and 2.5 m long.
2 - MITTO B RCB04 R1	12V four-channel transmitter 433MHz rolling code
1 - ALENA ACL2	Control panel for one or two 230V/300W operators for swing gates and industrial folding doors
1 - DESME A15	Pair of self-aligning photocells. Range 30 m. Power supply 24 V ac/dc.
1 - RADIUS B LTA 230 R1	Flashing beacon with built-in antenna for 230V motors

Complementary accessories

Code	Name	Description
P111401 00001	VENTIMIGLIA NS	Infrared device for BIR C or BAR C safety edges (conforms to EN 12978 Standard)
N190104	BIR C	Rubber safety edge (H 30 mm), price per m
N733427	ARB PHOBOS N	Pair of front and rear adjustable brackets for PHOBOS N operator - PHOBOS N BT
D111013	ME	Control board for 12Vac solenoid lock for 230V automation systems
P123001 00001	EBP	EBP 230Vac electric drop lock
D121018	ECB VERTICALE	Vertical solenoid lock, 12-24V
D111904	MITTO B RCB02 R1	Transmitter with 2 channels. Range 50/100 m. Power supply 12 V with 1 battery type 23 A
P903018	PHP	Pair of aluminium posts for THEA/DESME series photocells Height 522 mm
P111526	DESME A15	Pair of self-aligning photocells. Range 30 m. Power supply 24 V ac/dc.
P121023	Q.BO KEY WM AV	Vandalproof key selector with double contact, for outdoor use. Metal structure.
P121024	Q.BO TOUCH	Wireless digital touch button panel 433Mhz rolling code.

ALENA ACL2

Control panel for one or two 230V/300W operators for swing gates and industrial folding doors



ALENA ACL2 D113811 00002

- Application: control panel for one or two operators for swing gates
- Board power supply: 230V single-phase
- Operators power supply: 230V single-phase 300W max each operator
- Main features: removable terminal blocks, programming with dip switch and trimmer and built-in dual channel receiver
- Main functions: stays locked when closed, 3/4 step logic, partial opening, fast closing and self-diagnostics
- Compatibility: ALTAIR and ARIES

	PHOBOS AC A25
Gate leaf length	2.5 m
Max Leaf	400 kg
Power supply	230 V
Power input	210 W
Frequency of use	semi-intensive
Control unit	ALENA ACL2
Board power supply	230 V
Useful rod stroke	350 mm
Maximum angle	120 °
Cycle time	14 sec
Type of limit switch	work time
Slowdown	no
Locking	mechanical
Release	personal key
Impact reaction	electric clutch
Environmental conditions	from -20 °C to 55 °C
Protection rating	IP X4



Use: HOME ACCESS
Gate leaf length: 4 m



Description

- Complete kit 24 V for sliding gates up to 500 kg in weight and 4 m in length.



PHOBOS BT KIT A40 FRA R935309 00005

The KIT includes	
2 - PHOBOS BT A40	Irreversible electromechanical operator 24 V for swing gates weighing up to 500 kg and 4 m long.
2 - MITTO B RCBO4 R1	12V four-channel transmitter 433MHz rolling code
1 - ZARA BT L2	Control panel for one or two 24V operators for swing gates
1 - DESME A15	Pair of self-aligning photocells. Range 30 m. Power supply 24 V ac/dc.
1 - RADIUS B LTA 24 R1	Flashing beacon with built-in antenna for 24V motors

Complementary accessories

Code	Name	Description
N733428	ARB PHOBOS N L	Pair of front and rear adjustable brackets for PHOBOS NL - ARB PHOBOS NL operator
D111761	ME BT	Control board for 24Vac solenoid lock for 24V automation systems
D121018	ECB VERTICALE	Vertical solenoid lock, 12-24V
D111904	MITTO B RCBO2 R1	Transmitter with 2 channels. Range 50/100 m. Power supply 12 V with 1 battery type 23 A
P121024	Q.BO TOUCH	Wireless digital touch button panel 433Mhz rolling code.
P121023	Q.BO KEY WM AV	Vandalproof key selector with double contact, for outdoor use. Metal structure.
P111526	DESME A15	Pair of self-aligning photocells. Range 30 m. Power supply 24 V ac/dc.
P903018	PHP	Pair of aluminium posts for THEA/DESME series photocells Height 522 mm
P125020	BBT BAT	Set of backup batteries for THALIA and THALIA P

ZARA BT L2

Control panel for one or two 24V operators for swing gates



ZARA BT L2 D113796 00002

- Application: control panel for one or two 24V operators for swing gates
- Board power supply: 230V single-phase
- Operators power supply: 24Vdc 180W max each operator
- Main features: removable terminal blocks with new standard colour-coding, programming with trimmer&dipswitch and incorporated dual channel receiver, D-Track anti-crushing system, slowdown during opening and closing and electronic self-learning
- Main functions: automatic re-closing, fast closing, partial opening, deadman feature
- Compatibility: LIBRA C MA, LIBRA, LIBRA R, LIBRA MA R

	PHOBOS BT A40
Gate leaf length	4 m
Max Leaf	500 kg
Power supply	24 V
Power input	50 W
Frequency of use	intensive
Control unit	ZARA BT L2
Useful rod stroke	400 mm
Maximum angle	124 °
Cycle time	20 sec
Type of limit switch	magnetic
Slowdown	yes
Locking	mechanical
Release	yes
Impact reaction	d-track
Environmental conditions	from -20 °C to 55 °C
Protection rating	IPX4

PHOBOS BT KIT A25 FRA



Use: **HOME ACCESS**
Gate leaf length: **2.5 m**



ee link rolling code

er ready d-track

Description

- Complete kit 24 V for sliding gates up to 400 kg in weight and 2.5 m in length.



PHOBOS BT KIT A25 FRA R935306 00005

The KIT includes

2 - PHOBOS BT A25	Irreversible electromechanical operator 24 V for swing gates weighing up to 400 kg and 2.5 m long.
2 - MITTO B RCBO4 R1	12V four-channel transmitter 433MHz rolling code
1 - ZARA BT L2	Control panel for one or two 24V operators for swing gates
1 - DESME A15	Pair of self-aligning photocells. Range 30 m. Power supply 24 V ac/dc.
1 - RADIUS B LTA 24 R1	Flashing beacon with built-in antenna for 24V motors

Complementary accessories

Code	Name	Description
N733427	ARB PHOBOS N	Pair of front and rear adjustable brackets for PHOBOS N operator - PHOBOS N BT
D111761	ME BT	Control board for 24Vac solenoid lock for 24V automation systems
D121018	ECB VERTICALE	Vertical solenoid lock, 12-24V
D111904	MITTO B RCBO2 R1	Transmitter with 2 channels. Range 50/100 m. Power supply 12 V with 1 battery type 23 A
P121024	Q.BO TOUCH	Wireless digital touch button panel 433Mhz rolling code.
P121023	Q.BO KEY WM AV	Vandalproof key selector with double contact, for outdoor use. Metal structure.
P111526	DESME A15	Pair of self-aligning photocells. Range 30 m. Power supply 24 V ac/dc.
P903018	PHP	Pair of aluminium posts for THEA/DESME series photocells Height 522 mm
P125020	BBT BAT	Set of backup batteries for THALIA and THALIA P

ZARA BT L2

Control panel for one or two 24V operators for swing gates



ZARA BT L2 D113796 00002

- Application: control panel for one or two 24V operators for swing gates
- Board power supply: 230V single-phase
- Operators power supply: 24Vdc 180W max each operator
- Main features: removable terminal blocks with new standard colour-coding, programming with trimmer&dipswitch and incorporated dual channel receiver, D-Track anti-crushing system, slowdown during opening and closing and electronic self-learning
- Main functions: automatic re-closing, fast closing, partial opening, deadman feature
- Compatibility: LIBRA C MA, LIBRA, LIBRA R, LIBRA MA R

	PHOBOS BT A25
Gate leaf length	2.5 m
Max Leaf	400 kg
Power supply	24 V
Power input	50 W
Frequency of use	intensive
Control unit	ZARA BT L2
Useful rod stroke	290 mm
Maximum angle	116 °
Cycle time	15 sec
Type of limit switch	magnetic
Slowdown	yes
Locking	mechanical
Release	yes
Impact reaction	d-track
Environmental conditions	from -20 °C to 55 °C
Protection rating	IPX4



Use: HOME ACCESS
Max leaf: 400 kg
Gate leaf length: 2.5 m



Description

- Complete kit 24 V for sliding gates up to 400 kg in weight and 2.5 m in length.



KUSTOS BT KIT A25 FRA R935307 00005

The KIT includes	
2 - KUSTOS BT A25	Irreversible electromechanical operator 24 V for swing gates weighing up to 400 kg and 2.5 m long.
2 - MITTO B RCBO4 R1	12V four-channel transmitter 433MHz rolling code
1 - THALIA	Control panel for one or two 24V operators for swing gates
1 - DESME A15	Pair of self-aligning photocells. Range 30 m. Power supply 24 V ac/dc.
1 - RADIUS B LTA 24 R1	Flashing beacon with built-in antenna for 24V motors

Complementary accessories

Code	Name	Description
N733427	ARB PHOBOS N	Pair of front and rear adjustable brackets for PHOBOS N operator - PHOBOS N BT
D111761	ME BT	Control board for 24Vac solenoid lock for 24V automation systems
D121018	ECB VERTICALE	Vertical solenoid lock, 12-24V
D111904	MITTO B RCBO2 R1	Transmitter with 2 channels. Range 50/100 m. Power supply 12 V with 1 battery type 23 A
P121024	Q.BO TOUCH	Wireless digital touch button panel 433Mhz rolling code.
P121023	Q.BO KEY WM AV	Vandalproof key selector with double contact, for outdoor use. Metal structure.
P111526	DESME A15	Pair of self-aligning photocells. Range 30 m. Power supply 24 V ac/dc.
P903018	PHP	Pair of aluminium posts for THEA/DESME series photocells Height 522 mm
P125020	BBT BAT	Set of backup batteries for THALIA and THALIA P

THALIA

Control panel for one or two 24V operators for swing gates



THALIA D113745 00002

- Application: control panel for one or two 24V operators for swing gates
- Board power supply: 230V single-phase
- Operators power supply: 24Vdc 180W max each operator
- Main features: removable terminal blocks with new standard colour-coding, simplified scenario-based programming with display and incorporated dual channel receiver, D-Track anti-crushing system, slowdown during opening and closing and electronic self-learning
- Main functions: automatic re-closing, fast closing, partial opening, deadman feature
- Compatibility: LIBRA C MA, LIBRA, LIBRA R, LIBRA MA R

	KUSTOS BT A25
Gate leaf length	2.5 m
Max Leaf	400 kg
Power supply	24 V
Power input	40 W
Frequency of use	intensive
Control unit	ZARA BTL2
Board power supply	230 V
Useful rod stroke	250 mm
Maximum angle	118 °
Cycle time	13 sec
Type of limit switch	magnetic
Locking	mechanical
Release	yes
Impact reaction	d-track
Environmental conditions	to 55 °C
Protection rating	IP44

KUSTOS BT KIT A40 FRA



Use: **HOME ACCESS**

Max leaf: **500 kg**

Gate leaf length: **4 m**



Description

- Complete kit 24 V for sliding gates up to 500 kg in weight and 4 m in length.



KUSTOS BT KIT A40 FRA R935310 00005

The KIT includes

2 - KUSTOS BT A40	Irreversible electromechanical operator 24 V for swing gates weighing up to 500 kg and 4 m long.
2 - MITTO B RCBO4 R1	12V four-channel transmitter 433MHz rolling code
1 - THALIA	Control panel for one or two 24V operators for swing gates
1 - DESME A15	Pair of self-aligning photocells. Range 30 m. Power supply 24 V ac/dc.
1 - RADIUS B LTA 24 R1	Flashing beacon with built-in antenna for 24V motors

Complementary accessories

Code	Name	Description
N733428	ARB PHOBOS N L	Pair of front and rear adjustable brackets for PHOBOS NL - ARB PHOBOS NL operator
D111761	ME BT	Control board for 24Vac solenoid lock for 24V automation systems
D121018	ECB VERTICALE	Vertical solenoid lock, 12-24V
D111904	MITTO B RCBO2 R1	Transmitter with 2 channels. Range 50/100 m. Power supply 12 V with 1 battery type 23 A
P121024	Q.BO TOUCH	Wireless digital touch button panel 433Mhz rolling code.
P121023	Q.BO KEY WM AV	Vandalproof key selector with double contact, for outdoor use. Metal structure.
P111526	DESME A15	Pair of self-aligning photocells. Range 30 m. Power supply 24 V ac/dc.
P903018	PHP	Pair of aluminium posts for THEA/DESME series photocells Height 522 mm
P125020	BBT BAT	Set of backup batteries for THALIA and THALIA P

THALIA

Control panel for one or two 24V operators for swing gates



THALIA D113745 00002

- Application: control panel for one or two 24V operators for swing gates
- Board power supply: 230V single-phase
- Operators power supply: 24Vdc 180W max each operator
- Main features: removable terminal blocks with new standard colour-coding, simplified scenario-based programming with display and incorporated dual channel receiver, D-Track anti-crushing system, slowdown during opening and closing and electronic self-learning
- Main functions: automatic re-closing, fast closing, partial opening, deadman feature
- Compatibility: LIBRA C MA, LIBRA, LIBRA R, LIBRA MA R

	KUSTOS BT A40
Gate leaf length	4 m
Max Leaf	500 kg
Power supply	24 V
Power input	40 W
Frequency of use	intensive
Control unit	ZARA BTL2
Board power supply	230 V
Useful rod stroke	355 mm
Maximum angle	126 °
Cycle time	17 sec
Type of limit switch	magnetic
Locking	mechanical
Release	yes
Impact reaction	d-track
Environmental conditions	to 55 °C
Protection rating	IP44



Use: HOME ACCESS
Max leaf: 400 kg
Gate leaf length: 2.5 m



Description

- Complete kit 24 V for swing gates weighing up to 400 kg and 2.5 m long. Operators with covered worm screw (ip44).



KUSTOS ULTRA BT KIT A25 FRA R935308 00005

The KIT includes	
2 - KUSTOS ULTRA BT A25	Irreversible electromechanical operator 24 V for swing gates weighing up to 400 kg and 2.5 m long with covered worm screw.
1 - MITTO B RCB04 R1	12V four-channel transmitter 433MHz rolling code
1 - THALIA	Control panel for one or two 24V operators for swing gates
1 - DESME A15	Pair of self-aligning photocells. Range 30 m. Power supply 24 V ac/dc.
1 - RADIUS B LTA 24 R1	Flashing beacon with built-in antenna for 24V motors

Complementary accessories

Code	Name	Description
N733427	ARB PHOBOS N	Pair of front and rear adjustable brackets for PHOBOS N operator - PHOBOS N BT
D111761	ME BT	Control board for 24Vac solenoid lock for 24V automation systems
D121018	ECB VERTICALE	Vertical solenoid lock, 12-24V
D111904	MITTO B RCB02 R1	Transmitter with 2 channels. Range 50/100 m. Power supply 12 V with 1 battery type 23 A
D111906	MITTO B RCB04 R1	Transmitter with 4 channels. Range 50/100 m. Power supply 12 V with 1 battery type 23 A
P121023	Q.BO KEY WM AV	Vandalproof key selector with double contact, for outdoor use. Metal structure.
P121024	Q.BO TOUCH	Wireless digital touch button panel 433Mhz rolling code.
P111526	DESME A15	Pair of self-aligning photocells. Range 30 m. Power supply 24 V ac/dc.
P903018	PHP	Pair of aluminium posts for THEA/DESME series photocells Height 522 mm
P125020	BBT BAT	Set of backup batteries for THALIA and THALIA P

THALIA

Control panel for one or two 24V operators for swing gates



THALIA D113745 00002

- Application: control panel for one or two 24V operators for swing gates
- Board power supply: 230V single-phase
- Operators power supply: 24Vdc 180W max each operator
- Main features: removable terminal blocks with new standard colour-coding, simplified scenario-based programming with display and incorporated dual channel receiver, D-Track anti-crushing system, slowdown during opening and closing and electronic self-learning
- Main functions: automatic re-closing, fast closing, partial opening, deadman feature
- Compatibility: LIBRA C MA, LIBRA, LIBRA R, LIBRA MA R

	KUSTOS ULTRA BT A25
Gate leaf length	2.5 m
Max Leaf	400 kg
Power supply	24 V
Power input	40 W
Frequency of use	intensive
Control unit	THALIA
Board power supply	230 V
Useful rod stroke	250 mm
Maximum angle	118 °
Cycle time	13 sec
Type of limit switch	magnetic
Slowdown	yes
Locking	mechanical
Release	yes
Impact reaction	d-track
Environmental conditions	to 55 °C
Protection rating	IP44

Use: HOME ACCESS

Max leaf: 500 kg

Gate leaf length: 4 m



ee link



rolling code



er ready



d-track



U-Link

Description

- Complete kit 24 V for swing gates weighing up to 500 kg and 4 m long. Operators with covered worm screw (ip44).



KUSTOS ULTRA BT KIT A40 FRA R935311 00005

The KIT includes

2 - KUSTOS ULTRA BT A40	Irreversible electromechanical operator 24 V for swing gates weighing up to 500 kg and 4 m long with covered worm screw.
2 - MITTO B RCB04 R1	12V four-channel transmitter 433MHz rolling code
1 - THALIA	Control panel for one or two 24V operators for swing gates
1 - DESME A15	Pair of self-aligning photocells. Range 30 m. Power supply 24 V ac/dc.
1 - RADIUS B LTA 24 R1	Flashing beacon with built-in antenna for 24V motors

Complementary accessories

Code	Name	Description
N733428	ARB PHOBOS N L	Pair of front and rear adjustable brackets for PHOBOS NL - ARB PHOBOS NL operator
D111761	ME BT	Control board for 24Vac solenoid lock for 24V automation systems
D121018	ECB VERTICALE	Vertical solenoid lock, 12-24V
D111904	MITTO B RCB02 R1	Transmitter with 2 channels. Range 50/100 m. Power supply 12 V with 1 battery type 23 A
D111906	MITTO B RCB04 R1	Transmitter with 4 channels. Range 50/100 m. Power supply 12 V with 1 battery type 23 A
P121024	Q.BO TOUCH	Wireless digital touch button panel 433Mhz rolling code.
P121023	Q.BO KEY WM AV	Vandalproof key selector with double contact, for outdoor use. Metal structure.
P111526	DESME A15	Pair of self-aligning photocells. Range 30 m. Power supply 24 V ac/dc.
P903018	PHP	Pair of aluminium posts for THEA/DESME series photocells Height 522 mm
P125020	BBT BAT	Set of backup batteries for THALIA and THALIA P

THALIA

Control panel for one or two 24V operators for swing gates



THALIA D113745 00002

- Application: control panel for one or two 24V operators for swing gates
- Board power supply: 230V single-phase
- Operators power supply: 24Vdc 180W max each operator
- Main features: removable terminal blocks with new standard colour-coding, simplified scenario-based programming with display and incorporated dual channel receiver, D-Track anti-crushing system, slowdown during opening and closing and electronic self-learning
- Main functions: automatic re-closing, fast closing, partial opening, deadman feature
- Compatibility: LIBRA C MA, LIBRA, LIBRA R, LIBRA MA R

	KUSTOS ULTRA BT A40
Gate leaf length	4 m
Max Leaf	500 kg
Power supply	24 V
Power input	40 W
Frequency of use	intensive
Control unit	THALIA
Board power supply	230 V
Useful rod stroke	355 mm
Maximum angle	126 °
Cycle time	17 sec
Type of limit switch	magnetic
Slowdown	yes
Locking	mechanical
Release	yes
Impact reaction	d-track
Environmental conditions	to 55 °C
Protection rating	IP44

Use: HOME ACCESS



Description

- Complete kit 24 V for sliding gates up to 200 kg in weight and 2 m in length.



KIT VIRGO FRA		R930130 00001
The KIT includes		
1 - VIRGO		Irreversible electromechanical operator 24 V for swing gates weighing up to 200 kg and 2 m long.
1 - VIRGO SQ		Electromechanical operator 24 V for swing gates up to 200 kg in weight and 2 m in length.
2 - MITTO B RCB04 R1		12V four-channel transmitter 433MHz rolling code
1 - DESME A15		Pair of self-aligning photocells. Range 30 m. Power supply 24 V ac/dc.
1 - RADIUS B LTA 24 R1		Flashing beacon with built-in antenna for 24V motors

Complementary accessories

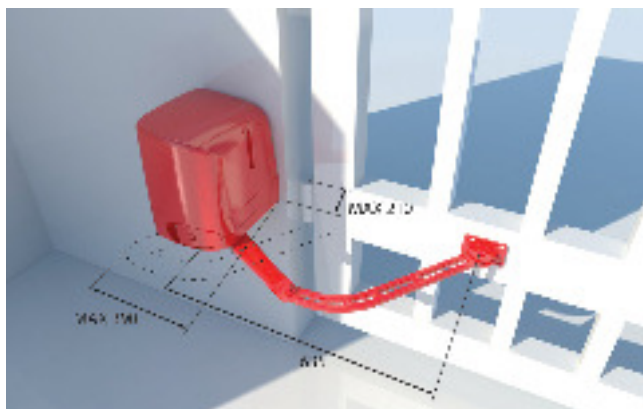
Code	Name	Description
P125008	VIRGO BAT	Set of backup batteries for VIRGO
P903018	PHP	Pair of aluminium posts for THEA/DESME series photocells Height 522 mm
P111526	DESME A15	Pair of self-aligning photocells. Range 30 m. Power supply 24 V ac/dc.
N999629	MITTO B RCB04 R6 RAINBOW	Pack of four MITTO 4 transmitters in the four BFT colours: vineyard red sunrise yellow clear ice white deep sea blue

LINX



LINX

- Application: control panel for one or two VIRGO series operators
- Board power supply: 230V single-phase
- Operators power supply: 24Vdc
- Main functions: automatic re-closing, fast closing, partial opening
- Main characteristics: removable terminal blocks, incorporated dual channel receiver, anti-crushing, slowdown during opening and closing and electronic self-learning



	VIRGO	VIRGO SQ
Control unit	LINX	
Power supply	24 V	24 V
Power input	110 W	110 W
Maximum angle	120 °	120 °
Cycle time	14 sec	14 sec
Type of limit switch	electromechanical	electromechanical
Slowdown	yes	yes
Locking	mechanical	mechanical
Release	lever and triangle key	lever and triangle key
Frequency of use	semi-intensive	semi-intensive
Environmental conditions	from -15 °C to 50 °C	from -15 °C to 50 °C
Protection rating	IPX4	IPX4
Operator weight	8 kg	6 kg
Impact reaction	electronic torque limiter	electronic torque limiter
Operator type	electromechanical swing operators with articulated arm	electromechanical swing operators with articulated arm



ee link



24 V



er ready

Description

- Complete kit 24 V for sliding gates up to 200 kg in weight and 2 m in length.



KIT VIRGO ITA

R930130 00002

The KIT includes

1 - VIRGO	Irreversible electromechanical operator 24 V for swing gates weighing up to 200 kg and 2 m long.
1 - VIRGO SQ	Electromechanical operator 24 V for swing gates up to 200 kg in weight and 2 m in length.
1 - MITTO B RCB04 R1	12V four-channel transmitter 433MHz rolling code
1 - DESME A15	Pair of self-aligning photocells. Range 30 m. Power supply 24 V ac/dc.
1 - Q.BO KEY WM	Key selector for outdoor use with double contact.
1 - RADIUS B LTA 24 R1	Flashing beacon with built-in antenna for 24V motors

Complementary accessories

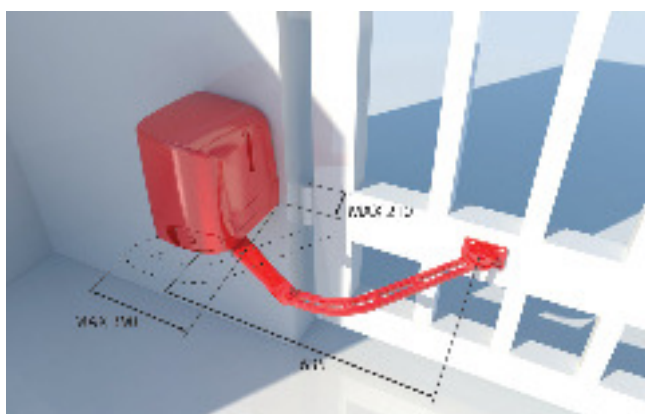
Code	Name	Description
N190104	BIR C	Rubber safety edge (H 30 mm), price per m
D111904	MITTO B RCB02 R1	Transmitter with 2 channels. Range 50/100 m. Power supply 12 V with 1 battery type 23 A
P121024	Q.BO TOUCH	Wireless digital touch button panel 433MHz rolling code.
P121023	Q.BO KEY WM AV	Vandalproof key selector with double contact, for outdoor use. Metal structure.
P111526	DESME A15	Pair of self-aligning photocells. Range 30 m. Power supply 24 V ac/dc.
P903018	PHP	Pair of aluminium posts for THEA/DESME series photocells Height 522 mm
N574039	BOX	Wall-mounted safe for steel cable release and electric control
P125008	VIRGO BAT	Set of backup batteries for VIRGO

LINX



LINX

- Application: control panel for one or two VIRGO series operators
- Board power supply: 230V single-phase
- Operators power supply: 24Vdc
- Main functions: automatic re-closing, fast closing, partial opening
- Main characteristics: removable terminal blocks, incorporated dual channel receiver, anti-crushing, slowdown during opening and closing and electronic self-learning



	VIRGO	VIRGO SQ
Control unit	LINX	
Power supply	24 V	24 V
Power input	110 W	110 W
Maximum angle	120 °	120 °
Cycle time	14 sec	14 sec
Type of limit switch	electromechanical	electromechanical
Slowdown	yes	yes
Locking	mechanical	mechanical
Release	lever and triangle key	lever and triangle key
Frequency of use	semi-intensive	semi-intensive
Environmental conditions	from -15 °C to 50 °C	from -15 °C to 50 °C
Protection rating	IPX4	IPX4
Operator weight	8 kg	6 kg
Impact reaction	electronic torque limiter	electronic torque limiter
Operator type	electromechanical swing operators with articulated arm	electromechanical swing operators with articulated arm

Use:
Gate leaf length: 2.5 m



Description

- Electromechanical operator 24 V for swing gates up to 250 kg in weight and 2.5 m in length.



KIT IGEA BT FRA THALIA R935297 00002

The KIT includes	
2 - IGEA BT	Irreversible electromechanical operator 24 V for swing gates weighing up to 250 kg and 2.5 m long.
2 - MITTO B RCBO4 R1	12V four-channel transmitter 433MHz rolling code
1 - THALIA	Control panel for one or two 24V operators for swing gates
1 - DESME A15	Pair of self-aligning photocells. Range 30 m. Power supply 24 V ac/dc.
1 - RADIUS B LTA 24 R1	Flashing beacon with built-in antenna for 24V motors

Complementary accessories

Code	Name	Description
N190104	BIR C	Rubber safety edge (H 30 mm), price per m
D111904	MITTO B RCBO2 R1	Transmitter with 2 channels. Range 50/100 m. Power supply 12 V with 1 battery type 23 A
P121024	Q.BO TOUCH	Wireless digital touch button panel 433Mhz rolling code.
P121023	Q.BO KEY WM AV	Vandalproof key selector with double contact, for outdoor use. Metal structure.
P111526	DESME A15	Pair of self-aligning photocells. Range 30 m. Power supply 24 V ac/dc.
P903018	PHP	Pair of aluminium posts for THEA/DESME series photocells Height 522 mm
P125020	BBT BAT	Set of backup batteries for THALIA and THALIA P

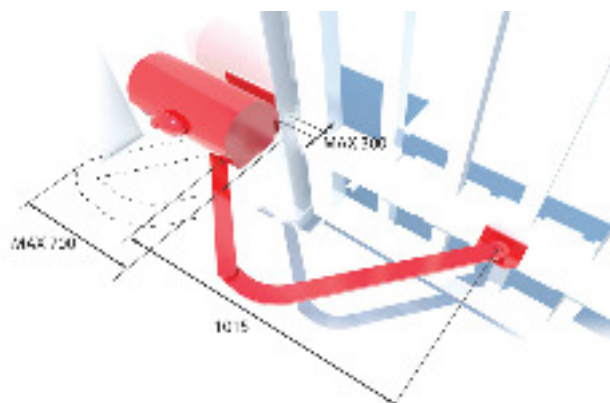
THALIA

Control panel for one or two 24V operators for swing gates



THALIA D113745 00002


- Application: control panel for one or two 24V operators for swing gates
- Board power supply: 230V single-phase
- Operators power supply: 24Vdc 180W max each operator
- Main features: removable terminal blocks with new standard colour-coding, simplified scenario-based programming with display and incorporated dual channel receiver, D-Track anti-crushing system, slowdown during opening and closing and electronic self-learning
- Main functions: automatic re-closing, fast closing, partial opening, deadman feature
- Compatibility: LIBRA C MA, LIBRA, LIBRA R, LIBRA MA R



	IGEA BT
Control unit	THALIA
Power supply	24 V
Power input	40 W
Maximum angle	125 °
Cycle time	15 sec
Type of limit switch	electromechanical
Slowdown	yes
Locking	mechanical
Release	knob operated with personal key
Frequency of use	intensive
Environmental conditions	from -15 °C to 60 °C
Protection rating	IP44
Operator weight	16 kg
Impact reaction	d-track
Operator type	electromechanical swing operators with articulated arm

KIT IGEA BT FRA

Use: **BUILDING ACCESS ,HOME ACCESS**
Gate leaf length: 2.5 m



Description

- Electromechanical operator 24 V for swing gates up to 250 kg in weight and 2.5 m in length.

KIT IGEA BT FRA R935229 00002

The KIT includes

1 - IGEA BT	Irreversible electromechanical operator 24 V for swing gates weighing up to 250 kg and 2.5 m long.
1 - MITTO B RCB04 R1	12V four-channel transmitter 433MHz rolling code
1 - THALIA	Control panel for one or two 24V operators for swing gates
1 - DESME A15	Pair of self-aligning photocells. Range 30 m. Power supply 24 V ac/dc.
1 - RADIUS B LTA 24 R1	Flashing beacon with built-in antenna for 24V motors

Complementary accessories

Code	Name	Description
N190104	BIR C	Rubber safety edge (H 30 mm), price per m
D111761	ME BT	Control board for 24Vac solenoid lock for 24V automation systems
D111904	MITTO B RCB02 R1	Transmitter with 2 channels. Range 50/100 m. Power supply 12 V with 1 battery type 23 A
P125020	BBT BAT	Set of backup batteries for THALIA and THALIA P
P903018	PHP	Pair of aluminium posts for THEA/DESME series photocells Height 522 mm
P111526	DESME A15	Pair of self-aligning photocells. Range 30 m. Power supply 24 V ac/dc.
P121023	Q.BO KEY WM AV	Vandalproof key selector with double contact, for outdoor use. Metal structure.
P121024	Q.BO TOUCH	Wireless digital touch button panel 433Mhz rolling code.

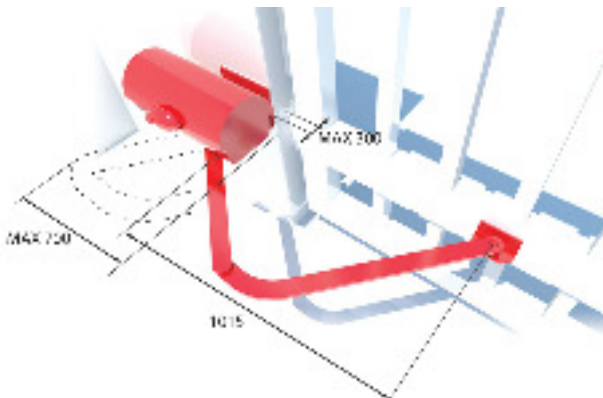
THALIA

Control panel for one or two 24V operators for swing gates



THALIA D113745 00002

- Application: control panel for one or two 24V operators for swing gates
- Board power supply: 230V single-phase
- Operators power supply: 24Vdc 180W max each operator
- Main features: removable terminal blocks with new standard colour-coding, simplified scenario-based programming with display and incorporated dual channel receiver, D-Track anti-crushing system, slowdown during opening and closing and electronic self-learning
- Main functions: automatic re-closing, fast closing, partial opening, deadman feature
- Compatibility: LIBRA C MA, LIBRA, LIBRA R, LIBRA MA R



	IGEA BT
Control unit	THALIA
Power supply	24 V
Power input	40 W
Maximum angle	125 °
Cycle time	15 sec
Type of limit switch	electromechanical
Slowdown	yes
Locking	mechanical
Release	knob operated with personal key
Frequency of use	intensive
Environmental conditions	from -15 °C to 60 °C
Protection rating	IP44
Operator weight	16 kg
Impact reaction	d-track
Operator type	electromechanical swing operators with articulated arm

Use: **BUILDING ACCESS ,HOME ACCESS**

Gate leaf length: **2.5 m**



Description

- Irreversible electromechanical operator 24 V for swing gates weighing up to 250 kg and 2.5 m long.



Code	Name	Description
P935070 00002	2 - IGEA BT	Irreversible electromechanical operator 24 V for swing gates weighing up to 250 kg and 2.5 m long.
D111906	1 - MITTO B RCBO4 R1	Transmitter with 4 channels. Range 50/100 m. Power supply 12 V with 1 battery type 23 A
D113745 00002	1 - THALIA	Control panel for one or two 24V operators for swing gates
P111526	1 - DESME A15	Pair of self-aligning photocells. Range 30 m. Power supply 24 V ac/dc.
P121022	1 - Q.BO KEY WM	Key selector for outdoor use with double contact.
D113748 00003	1 - RADIUS B LTA 24 R1	Flashing light without incorporated antenna for motors with power supply 24 V.

Complementary accessories

Code	Name	Description
N190104	BIR C	Rubber safety edge (H 30 mm), price per m
D111761	ME BT	Control board for 24Vac solenoid lock for 24V automation systems
D111904	MITTO B RCBO2 R1	Transmitter with 2 channels. Range 50/100 m. Power supply 12 V with 1 battery type 23 A
P121024	Q.BO TOUCH	Wireless digital touch button panel 433Mhz rolling code.
P121023	Q.BO KEY WM AV	Vandalproof key selector with double contact, for outdoor use. Metal structure.
P903018	PHP	Pair of aluminium posts for THEA/DESME series photocells Height 522 mm
P125020	BBT BAT	Set of backup batteries for THALIA and THALIA P

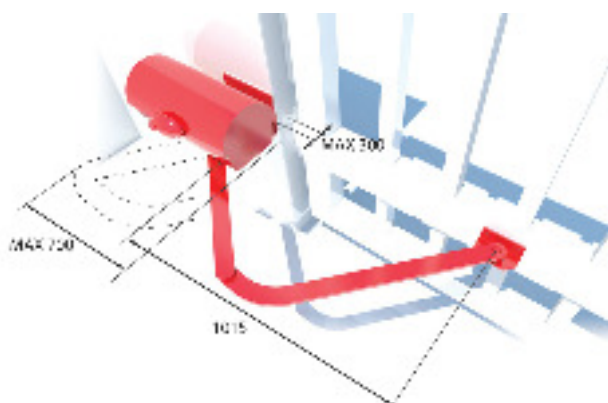
THALIA

Control panel for one or two 24V operators for swing gates



THALIA D113745 00002

- Application: control panel for one or two 24V operators for swing gates
- Board power supply: 230V single-phase
- Operators power supply: 24Vdc 180W max each operator
- Main features: removable terminal blocks with new standard colour-coding, simplified scenario-based programming with display and incorporated dual channel receiver, D-Track anti-crushing system , slowdown during opening and closing and electronic self-learning
- Main functions: automatic re-closing, fast closing, partial opening, deadman feature
- Compatibility: LIBRA C MA, LIBRA, LIBRA R, LIBRA MA R



	IGEA BT
Control unit	THALIA
Power supply	24 V
Power input	40 W
Maximum angle	125 °
Cycle time	15 sec
Type of limit switch	electromechanical
Slowdown	yes
Locking	mechanical
Release	knob operated with personal key
Frequency of use	intensive
Environmental conditions	from -15 °C to 60 °C
Protection rating	IP44
Operator weight	16 kg
Impact reaction	d-track
Operator type	electromechanical swing operators with articulated arm

KIT IGEA FRA

Use: **BUILDING ACCESS ,HOME ACCESS**

Gate leaf length: 2.5 m



ee link er ready

Description

- Complete kit 230 V for sliding gates up to 250 kg in weight and 2.5 m in length.



KIT IGEA FRA R935221 00002

The KIT includes

2 - IGEA	Electromechanical operator 230 V for swing gates up to 250 kg in weight and 2.5 m in length.
2 - MITTO B RCBO4 R1	12V four-channel transmitter 433MHz rolling code
1 - ALTAIR P	Control panel for one or two 230V/300W operators for swing gates and industrial folding doors
1 - DESME A15	Pair of self-aligning photocells. Range 30 m. Power supply 24 V ac/dc.
1 - RADIUS B LTA 230 R1	Flashing beacon with built-in antenna for 230V motors

Complementary accessories

Code	Name	Description
P135005	LRV	Bras court pour IGEA, IGEA BT - LRV
P903018	PHP	Pair of aluminium posts for THEA/DESME series photocells Height 522 mm
P111526	DESME A15	Pair of self-aligning photocells. Range 30 m. Power supply 24 V ac/dc.
N999629	MITTO B RCBO4 R6 RAINBOW	Pack of four MITTO 4 transmitters in the four BFT colours: vineyard red sunrise yellow clear ice white deep sea blue

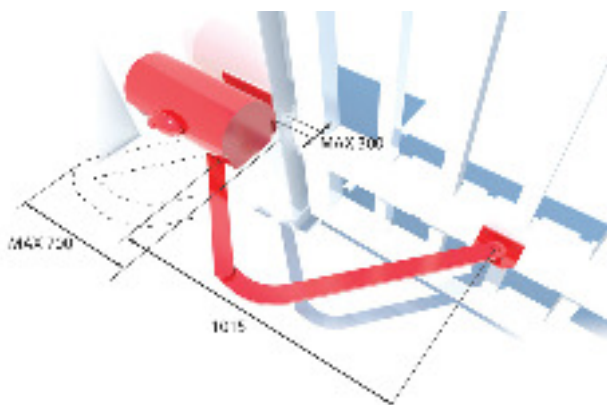
ALTAIR P

Control panel for one or two 230V/300W operators for swing gates and industrial folding doors



ALTAIR P D113703 00002

- Application: control panel for one or two operators for swing gates
- Board power supply: 230V single-phase
- Operators power supply: 230V single-phase 300W max each operator
- Main features: removable terminal blocks, programming with display and built-in dual channel receiver
- Main functions: stays locked when closed, 3/4 step logic, partial opening, fast closing and self-diagnostics
- Compatibility: ALTAIR and ARIES




	IGEA
Control unit	ALTAIR P
Power supply	230 V
Power input	300 W
Maximum angle	125 °
Cycle time	15 sec
Type of limit switch	electromechanical
Locking	mechanical
Release	knob operated with personal key
Frequency of use	intensive
Environmental conditions	from -15 °C to 60 °C
Protection rating	IP44
Operator weight	16 kg
Impact reaction	electric clutch
Operator type	electromechanical swing operators with articulated arm

Use: **HOME ACCESS**
Gate leaf length: **2 m**



Description

- Complete kit 24 V for sliding gates up to 150 kg in weight and 2 m in length.



KIT HIDE SW		R930138 00002
The KIT includes		
2 - HIDE SW		Disappearing irreversible electromechanical operator 24 V for swing gates weighing up to 150 kg and 2 m long.
2 - MITTO B RCBO4 R1		12V four-channel transmitter 433MHz rolling code
1 - LIBRA CB HIDE		Control panel for one or two HIDE SW series operators
1 - DESME A15		Pair of self-aligning photocells. Range 30 m. Power supply 24 V ac/dc.
1 - RADIUS B LTA 24 R1		Flashing beacon with built-in antenna for 24V motors

Complementary accessories

Code	Name	Description
N190104	BIR C	Rubber safety edge (H 30 mm), price per m
N999524	HIDE HINGE INF	Bottom fixed hinge for the installation of HIDE SW series operator
N999526	HIDE HINGE SUP	Top hinge for the installation of HIDE SW series operator
D111904	MITTO B RCBO2 R1	Transmitter with 2 channels. Range 50/100 m. Power supply 12 V with 1 battery type 23 A
P121024	Q.BO TOUCH	Wireless digital touch button panel 433Mhz rolling code.
P121022	Q.BO KEY WM	Key selector for outdoor use with double contact.
P121023	Q.BO KEY WM AV	Vandalproof key selector with double contact, for outdoor use. Metal structure.
P111526	DESME A15	Pair of self-aligning photocells. Range 30 m. Power supply 24 V ac/dc.
P903018	PHP	Pair of aluminium posts for THEA/DESME series photocells Height 522 mm
N574039	BOX	Wall-mounted safe for steel cable release and electric control
P125005	BT BAT	Set of backup batteries for LIBRA C MA, LIBRA C LX, HYDRA N, ARGO

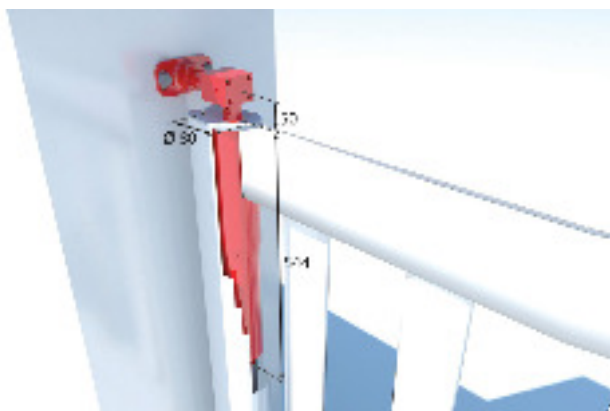
LIBRA CB HIDE

Control panel for one or two HIDE SW series operators



LIBRA CB HIDE D113742 00002


- Application: control panel for one or two HIDE SW operators
- Board power supply: 230V single-phase
- Operators power supply: 24Vdc 200W max each operator
- Main functions: automatic re-closing, fast closing, partial opening, deadman feature, pulse blocking, separate opening/closing
- Main features: removable terminal blocks, programming with display and incorporated dual channel receiver, anti-crushing, slowdown during opening and closing and electronic self-learning, D-TRACK torque control system



	HIDE SW
Control unit	CB HIDE
Power supply	24 V
Power input	40 W
Maximum angle	110 °
Cycle time	12 sec
Type of limit switch	absolute encoder
Slowdown	yes
Locking	electromechanical
Release	steel cable
Frequency of use	intensive
Environmental conditions	from -20 °C to 60 °C
Protection rating	IP45
Operator weight	8 kg
Impact reaction	d-track
Operator type	electromechanically operated swing gates

Description

- Disappearing irreversible electromechanical operator 24 V for swing gates weighing up to 150 kg and 2 m long.



Code	Name	Description
P930124 00001	1 - HIDE SW	Disappearing irreversible electromechanical operator 24 V for swing gates weighing up to 150 kg and 2 m long.
D111906	1 - MITTO B RCBO4 R1	Transmitter with 4 channels. Range 50/100 m. Power supply 12 V with 1 battery type 23 A
D113742 00002	1 - LIBRA CB HIDE	Control panel for one or two HIDE SW series operators
P111526	1 - DESME A15	Pair of self-aligning photocells. Range 30 m. Power supply 24 V ac/dc.
D113748 00002	1 - RADIUS B LTA 230 R1	Flashing light with incorporated antenna for motors with power supply 230 V.

Complementary accessories

Code	Name	Description
P125005	BT BAT	Set of backup batteries for LIBRA C MA, LIBRA C LX, HYDRA N, ARGO
N999524	HIDE HINGE INF	Bottom fixed hinge for the installation of HIDE SW series operator
N999526	HIDE HINGE SUP	Top hinge for the installation of HIDE SW series operator
P903018	PHP	Pair of aluminium posts for THEA/DESME series photocells Height 522 mm
P111526	DESME A15	Pair of self-aligning photocells. Range 30 m. Power supply 24 V ac/dc.

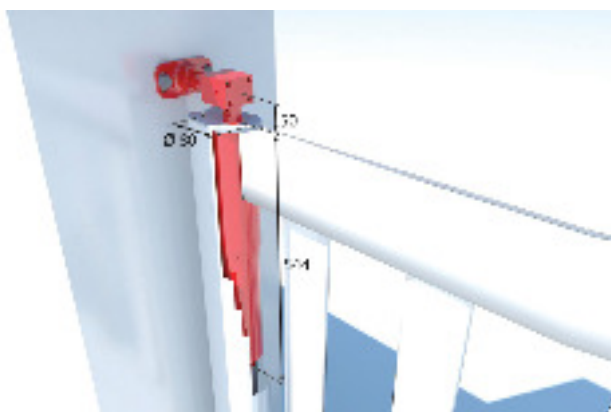
LIBRA CB HIDE

Control panel for one or two HIDE SW series operators



LIBRA CB HIDE D113742 00002

- Application: control panel for one or two HIDE SW operators
- Board power supply: 230V single-phase
- Operators power supply: 24Vdc 200W max each operator
- Main functions: automatic re-closing, fast closing, partial opening, deadman feature, pulse blocking, separate opening/closing
- Main features: removable terminal blocks, programming with display and incorporated dual channel receiver, anti-crushing, slowdown during opening and closing and electronic self-learning, D-TRACK torque control system



	HIDE SW
Control unit	CB HIDE
Power supply	24 V
Power input	40 W
Maximum angle	110 °
Cycle time	12 sec
Type of limit switch	absolute encoder
Slowdown	yes
Locking	electromechanical
Release	steel cable
Frequency of use	intensive
Environmental conditions	from -20 °C to 60 °C
Protection rating	IP45
Operator weight	8 kg
Impact reaction	d-track
Operator type	electromechanically operated swing gates

Use: HOME ACCESS
Gate leaf length: 3.5 m



Description

- In-ground irreversible electromechanical operator 24 V for swing gates weighing up to 400 kg and 3.5 m long.

Code	Name	Description
P930125 00001	2 - ELI 250 N BT	In-ground irreversible electromechanical operator 24 V for swing gates weighing up to 400 kg and 3.5 m long.
D111906	1 - MITTO B RCBO4 R1	Transmitter with 4 channels. Range 50/100 m. Power supply 12 V with 1 battery type 23 A
D113745 00002	1 - THALIA	Control panel for one or two 24V operators for swing gates
N733397	2 - BTCF 120 E	Foundation box with levers for ELI 250 N BT, ELI 250 N, ELI 250 N V. Without BTCF 120 E release
P111526	1 - DESME A15	Pair of self-aligning photocells. Range 30 m. Power supply 24 V ac/dc.
D113748 00003	1 - RADIUS B LTA 24 R1	Flashing light without incorporated antenna for motors with power supply 24 V.
N733392	2 - SCC	Releases for ELI250 with SCC lever spanner

Complementary accessories

Code	Name	Description
N733398	BTCF 120 E INOX	Stainless steel foundation box with levers. Without release, (as an alternative to BTCF 120 E)
N733502	SCP	Release for ELI 250 and SUB BT with personalized key.
N190104	BIR C	Rubber safety edge (H 30 mm), price per m
D111904	MITTO B RCBO2 R1	Transmitter with 2 channels. Range 50/100 m. Power supply 12 V with 1 battery type 23 A
P121024	Q.BO TOUCH	Wireless digital touch button panel 433Mhz rolling code.
P903018	PHP	Pair of aluminium posts for THEA/DESME series photocells Height 522 mm
P125020	BBT BAT	Set of backup batteries for THALIA and THALIA P

THALIA

Control panel for one or two 24V operators for swing gates



THALIA D113745 00002

- Application: control panel for one or two 24V operators for swing gates
- Board power supply: 230V single-phase
- Operators power supply: 24Vdc 180W max each operator
- Main features: removable terminal blocks with new standard colour-coding, simplified scenario-based programming with display and incorporated dual channel receiver, D-Track anti-crushing system, slowdown during opening and closing and electronic self-learning
- Main functions: automatic re-closing, fast closing, partial opening, deadman feature
- Compatibility: LIBRA C MA, LIBRA, LIBRA R, LIBRA MA R

	ELI 250 N BT
Control unit	THALIA
Power supply	24 V
Power input	175 W
Maximum angle	120 °
Cycle time	15 sec
Type of limit switch	magnetic
Slowdown	yes
Locking	mechanical
Release	lever or lever with personalised key
Frequency of use	intensive
Environmental conditions	from -20 °C to 50 °C
Protection rating	IP67
Operator weight	10 kg
Impact reaction	d-track
Operator type	swing gates with underground electromechanical operator



Use: **HOME ACCESS**
Gate leaf length: **1.8 m**



er ready

Description

- Kit for swing gates up to 1.8 m and 180 kg in weight with irreversible hydraulic operators for semi-intensive use. Cycle time 20 sec.



KIT ORO		R935222 00002
The KIT includes		
2 - ORO	Irreversible hydraulic operator for hinged leaves up to 1.8 m and 180 kg in weight, duty semi-intensive . Manoeuvre time 20 sec.	
1 - MITTO B RCBO4 R1	12V four-channel transmitter 433MHz rolling code	
1 - ALCOR N	Control panel for one or two 230V/300W operators for swing gates	
1 - DESME A15	Pair of self-aligning photocells. Range 30 m. Power supply 24 V ac/dc.	
1 - Q.BO KEY W/M	Key selector for outdoor use with double contact.	
1 - RADIUS B LTA 230 R1	Flashing beacon with built-in antenna for 230V motors	

Complementary accessories

Code	Name	Description
N190104	BIR C	Rubber safety edge (H 30 mm), price per m
P111401 00001	VENTIMIGLIA NS	Infrared device for BIR C or BAR C safety edges (conforms to EN 12978 Standard)
N733424	ARB ORO	Adjustable front and rear brackets for ORO operator
P123025	B OO RO2	Wall mounting for B LTA series flashing beacons
D111904	MITTO B RCBO2 R1	Transmitter with 2 channels. Range 50/100 m. Power supply 12 V with 1 battery type 23 A
P121024	Q.BO TOUCH	Wireless digital touch button panel 433Mhz rolling code.
P111526	DESME A15	Pair of self-aligning photocells. Range 30 m. Power supply 24 V ac/dc.
P903018	PHP	Pair of aluminium posts for THEA/DESME series photocells Height 522 mm

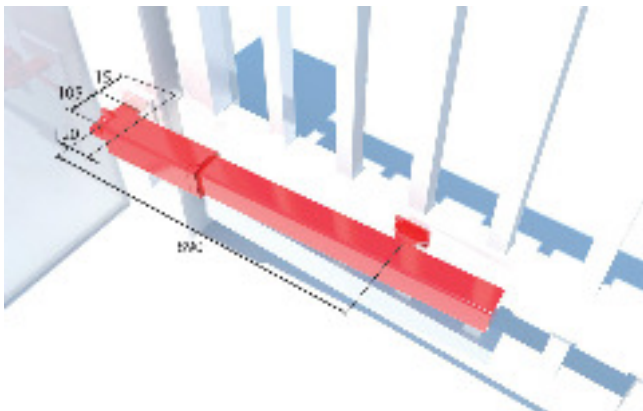
ALCOR N

Control panel for one or two 230V/300W operators for swing gates



ALCOR N D113706 00002

- Compatibility: ALCOR SD
- Application: control panel for one or two swing gate operators
- Board power supply: 230V single-phase
- Operators power supply: 230V single-phase 300W max each operator
- Main features: removable terminal blocks, settings controlled by potentiometers, fault signalling LEDs and incorporated dual channel receiver
- Main functions: stays locked when closed, 3/4 step logic, partial opening, separate opening/closing



	ORO
Control unit	ALCOR N
Motor power supply	230 V
Power input	240 W
Useful rod stroke	250 mm
Maximum angle	112 °
Slowdown	no
Impact reaction	hydraulic clutch
Locking	hydraulic closing
Release	triangle key
Environmental conditions	from -10 °C to 60 °C
Protection rating	IP55

Use: HOME ACCESS
Gate leaf length: 1.8 m



Description

- Kit for swing gates up to 1.8 m and 180 kg in weight with irreversible hydraulic operators for semi-intensive use. Cycle time 20 sec.



KIT ORO FRA R935210 00011


The KIT includes	
2 - ORO	Irreversible hydraulic operator for hinged leaves up to 1.8 m and 180 kg in weight, duty semi-intensive . Manoeuvre time 20 sec.
2 - MITTO B RCBO4 R1	12V four-channel transmitter 433MHz rolling code
1 - ALCOR N	Control panel for one or two 230V/300W operators for swing gates
1 - DESME A15	Pair of self-aligning photocells. Range 30 m. Power supply 24 V ac/dc.
1 - RADIUS B LTA 230 R1	Flashing beacon with built-in antenna for 230V motors

Complementary accessories

Code	Name	Description
N190104	BIR C	Rubber safety edge (H 30 mm), price per m
N733424	ARB ORO	Adjustable front and rear brackets for ORO operator
P121011	INTRO	INTRO recessed key switch
P123025	B OO RO2	Wall mounting for B LTA series flashing beacons
D111890	KLEIO B RCAO4 R1	Transmitter with 4 channels. Range 50/100 m. Power supply 12 V with 1 battery type 23 A
P903018	PHP	Pair of aluminium posts for THEA/DESME series photocells Height 522 mm
P111526	DESME A15	Pair of self-aligning photocells. Range 30 m. Power supply 24 V ac/dc.

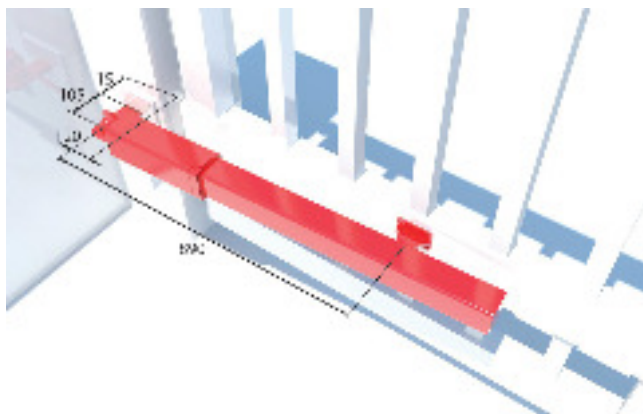
ALCOR N

Control panel for one or two 230V/300W operators for swing gates



ALCOR N D113706 00002

- Compatibility: ALCOR SD
- Application: control panel for one or two swing gate operators
- Board power supply: 230V single-phase
- Operators power supply: 230V single-phase 300W max each operator
- Main features: removable terminal blocks, settings controlled by potentiometers, fault signalling LEDs and incorporated dual channel receiver
- Main functions: stays locked when closed, 3/4 step logic, partial opening, separate opening/closing



	ORO
Control unit	ALCOR N
Motor power supply	230 V
Power input	240 W
Useful rod stroke	250 mm
Maximum angle	112 °
Slowdown	no
Impact reaction	hydraulic clutch
Locking	hydraulic closing
Release	triangle key
Environmental conditions	from -10 °C to 60 °C
Protection rating	IP55

LUX G BT 2B

Use: **BUILDING ACCESS ,HOME ACCESS ,URBAN ACCESS**
 Max leaf: **800 kg**

BFT



Description

- 24 V hydraulic operator for swing gates up to 5 m. 800 kg in weight and very intensive use. Cycle time 20 sec.



Code	Name	Description
P935083 00001	2 - LUX G BT 2B	24 V hydraulic operator for swing gates up to 5 m. 800 kg in weight and very intensive use. Cycle time 20 sec.
D111906	1 - MITTO B RCB04 R1	Transmitter with 4 channels. Range 50/100 m. Power supply 12 V with 1 battery type 23 A
D113747 00002	1 - THALIA P	Control panel for one or two 24V operators for swing gates
P111526	1 - DESME A15	Pair of self-aligning photocells. Range 30 m. Power supply 24 V ac/dc.
P121022	1 - Q.BO KEY WM	Key selector for outdoor use with double contact.
D113748 00003	1 - RADIUS B LTA 24 R1	Flashing light without incorporated antenna for motors with power supply 24 V.

Complementary accessories

Code	Name	Description
N190104	BIR C	Rubber safety edge (H 30 mm), price per m
D111904	MITTO B RCB02 R1	Transmitter with 2 channels. Range 50/100 m. Power supply 12 V with 1 battery type 23 A
P121024	Q.BO TOUCH	Wireless digital touch button panel 433Mhz rolling code.
P903018	PHP	Pair of aluminium posts for THEA/DESME series photocells Height 522 mm
P125020	BBT BAT	Set of backup batteries for THALIA and THALIA P

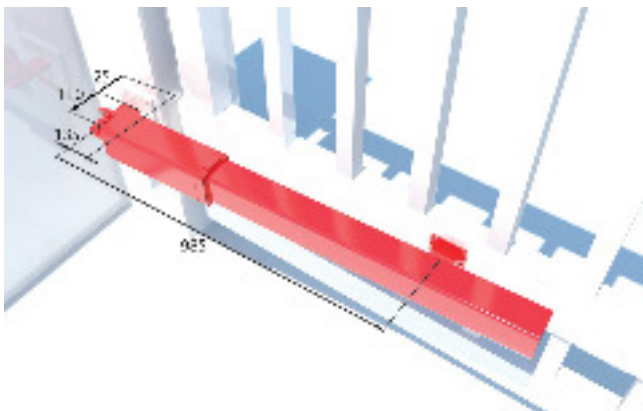
THALIA P

Control panel for one or two 24V operators for swing gates



THALIA P D113747 00002

- Application: control panel for one or two 24V operators for swing gates
- Board power supply: 230V single-phase
- Operators power supply: 24Vdc 240W max each operator
- Main features: removable terminal blocks with new standard colour-coding, simplified scenario-based programming with display and incorporated dual channel receiver, D-Track anti-crushing system, slowdown during opening and closing and electronic self-learning
- Main features: automatic closing, rapid closing, partial opening, operation with deadman feature, direct connection powered solenoid lock and electromagnet, direct connection edge 8K2.
- Compatibility: LIBRA C MA, LIBRA C LX, LIBRA, LIBRA R, LIBRA MA R



	LUX G BT 2B
Control unit	THALIA P
Power input	300 W
Useful rod stroke	392 mm
Maximum angle	130 °
Slowdown	yes
Impact reaction	d-track
Locking	selectable in opening/closing
Release	triangle key
Frequency of use	very intensive
Environmental conditions	from -20 °C to 60 °C
Protection rating	IP55

Use: **BUILDING ACCESS ,HOME ACCESS ,URBAN ACCESS**
 Max leaf: 500 kg



Description



- Hydraulic operator reversible for hinged leaves up to 4 m and 500 kg in weight. Useful travel 270 mm, manoeuvre time 33 sec and maximum opening angle 123 °. Locking system: solenoid lock


Code	Name	Description
P935012 00001	2 - LUX L	Hydraulic operator reversible for hinged leaves up to 4 m and 500 kg in weight. Useful travel 270 mm, manoeuvre time 33 sec and maximum opening angle 123 °. Locking system: solenoid lock
D111904	1 - MITTO B RCBO2 R1	Transmitter with 2 channels. Range 50/100 m. Power supply 12 V with 1 battery type 23 A
D113693 00003	1 - RIGEL 5	Universal control panel for one or two 230V operators - 600+600W
P111526	1 - DESME A15	Pair of self-aligning photocells. Range 30 m. Power supply 24 V ac/dc.
P121022	1 - Q.BO KEY WM	Key selector for outdoor use with double contact.
D113748 00002	1 - RADIUS B LTA 230 R1	Flashing light with incorporated antenna for motors with power supply 230 V.
P123001 00001	1 - EBP	EBP 230Vac electric drop lock

Complementary accessories

Code	Name	Description
N190104	BIR C	Rubber safety edge (H 30 mm), price per m
P111537	ERIS A30	Pair of wireless photocells with possibility of management of an IR or resistive active safety edge. Possibility of directing the beam 180 ° horizontally and 20 ° vertically. Range 30 m. Power supply 24 V ac/dc.
N190106	STR	Pair of STR infrared sensors
P111401 00001	VENTIMIGLIA NS	Infrared device for BIR C or BAR C safety edges (conforms to EN 12978 Standard)
N733426	ARB LUX	Pair of front and rear adjustable brackets for LUX operator - ARB LUX
P123025	B OO RO2	Wall mounting for B LTA series flashing beacons
D111904	MITTO B RCBO2 R1	Transmitter with 2 channels. Range 50/100 m. Power supply 12 V with 1 battery type 23 A
P121024	Q.BO TOUCH	Wireless digital touch button panel 433Mhz rolling code.
P121023	Q.BO KEY WM AV	Vandalproof key selector with double contact, for outdoor use. Metal structure.
P111526	DESME A15	Pair of self-aligning photocells. Range 30 m. Power supply 24 V ac/dc.
P903018	PHP	Pair of aluminium posts for THEA/DESME series photocells Height 522 mm

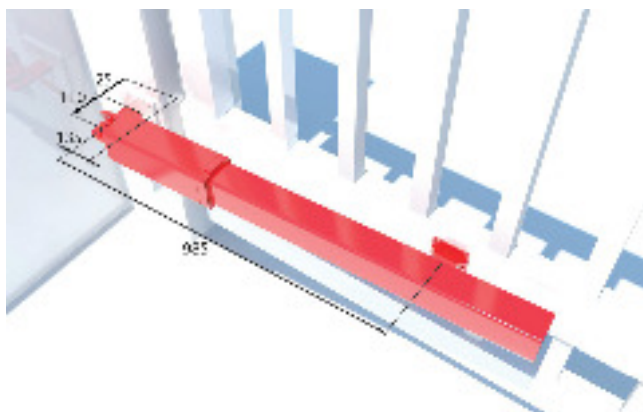
RIGEL 5

Universal control panel for one or two 230V operators - 600+600W



RIGEL 5 D113693 00003

- Application: universal control panel for one or two operators
- Board power supply: 230V single-phase
- Operators power supply: 230V single-phase 600+600W
- Main features: removable terminal blocks, programming and diagnostics with display, incorporated dual channel receiver, plug-in connector for additional receiver, electric snap latch or magnetic lock connection, electronic torque limiter, electronic slowdown during opening and closing, separate limit switch inputs for each motor, possibility of traffic-light management and hydraulic operator pre-heating with SSR5 board
- Main functions: automatic re-closing, separate motor working times, stays locked when closed, water hammer, 2/3/4 step logic, partial opening, fast closing, separate opening and closing
- Compatibility: RIGEL 4



	LUX L
Control unit	ALCOR N, RIGEL5
Motor power supply	230 V
Power input	250 W
Slowdown	no
Impact reaction	hydraulic clutch
Frequency of use	very intensive
Environmental conditions	from -10 °C to 60 °C
Protection rating	IP57

KIT LUX MB

Use: **BUILDING ACCESS ,HOME ACCESS ,URBAN ACCESS**


Max leaf: **300 kg**



er ready

Description

- Kit for swing gates up to 2.3 m, 300 kg in weight. Hydraulic operators with useful travel 270 mm, max angle 123 °, locking hydraulic closing and release triangle key. Cycle time 23 sec. Power input 250 W.



KIT LUX MB		R935217 00002
The KIT includes		
2 - LUX MB	Hydraulic operator triangle key for hinged leaves up to 2.3 m and 300 kg in weight. Useful travel 270 mm, manoeuvre time 23 sec and maximum opening angle 123 °. Locking system: hydraulic closing	
1 - MITTO B RCBO4 R1	12V four-channel transmitter 433MHz rolling code	
1 - ALCOR N	Control panel for one or two 230V/300W operators for swing gates	
1 - DESME A15	Pair of self-aligning photocells. Range 30 m. Power supply 24 V ac/dc.	
1 - Q.BO KEY WM	Key selector for outdoor use with double contact.	
1 - RADIUS B LTA 230 R1	Flashing beacon with built-in antenna for 230V motors	

Complementary accessories

Code	Name	Description
N190104	BIR C	Rubber safety edge (H 30 mm), price per m
P111401 00001	VENTIMIGLIA NS	Infrared device for BIR C or BAR C safety edges (conforms to EN 12978 Standard)
N733426	ARB LUX	Pair of front and rear adjustable brackets for LUX operator - ARB LUX
P123025	B OO RO2	Wall mounting for B LTA series flashing beacons
P123001 00001	EBP	EBP 230Vac electric drop lock
D111904	MITTO B RCBO2 R1	Transmitter with 2 channels. Range 50/100 m. Power supply 12 V with 1 battery type 23 A
P121024	Q.BO TOUCH	Wireless digital touch button panel 433Mhz rolling code.
P121023	Q.BO KEY WM AV	Vandalproof key selector with double contact, for outdoor use. Metal structure.
P111526	DESME A15	Pair of self-aligning photocells. Range 30 m. Power supply 24 V ac/dc.
P903018	PHP	Pair of aluminium posts for THEA/DESME series photocells Height 522 mm

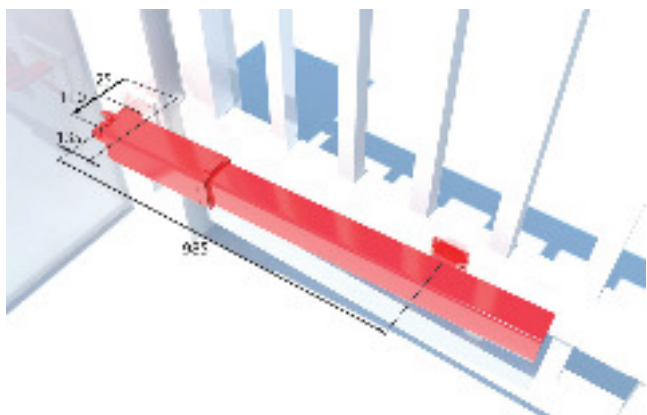
ALCOR N

Control panel for one or two 230V/300W operators for swing gates



ALCOR N D113706 00002

- Compatibility: ALCOR SD
- Application: control panel for one or two swing gate operators
- Board power supply: 230V single-phase
- Operators power supply: 230V single-phase 300W max each operator
- Main features: removable terminal blocks, settings controlled by potentiometers, fault signalling LEDs and incorporated dual channel receiver
- Main functions: stays locked when closed, 3/4 step logic, partial opening, separate opening/closing



LUX MB	
Control unit	ALCOR N, RIGEL5
Motor power supply	230 V
Power input	250 W
Slowdown	no
Impact reaction	hydraulic clutch
Frequency of use	very intensive
Environmental conditions	from -10 °C to 60 °C
Protection rating	IP57


Use: **BUILDING ACCESS ,URBAN ACCESS**

Gate leaf length: **4.5 m**



Description

- Reversible hydraulic operator for swing gates up to 4.5 m. 500 kg in weight. Cycle time 28+slowdown sec. Useful travel 390 mm. max angle 123 °.



Code	Name	Description
P935061 00001	2 - P4,5	Reversible hydraulic operator for swing gates up to 4.5 m. 500 kg in weight. Cycle time 28+slowdown sec. Useful travel 390 mm. max angle 123 °.
D111906	1 - MITTO B RCBO4 R1	Transmitter with 4 channels. Range 50/100 m. Power supply 12 V with 1 battery type 23 A
D113693 00003	1 - RIGEL 5	Universal control panel for one or two 230V operators - 600+600W
P111526	1 - DESME A15	Pair of self-aligning photocells. Range 30 m. Power supply 24 V ac/dc.
P121022	1 - Q.BO KEY WM	Key selector for outdoor use with double contact.
D113748 00002	1 - RADIUS B LTA 230 R1	Flashing light with incorporated antenna for motors with power supply 230 V.
P123001 00001	1 - EBP	EBP 230Vac electric drop lock

Complementary accessories

Code	Name	Description
N190104	BIR C	Rubber safety edge (H 30 mm), price per m
P111537	ERIS A30	Pair of wireless photocells with possibility of management of an IR or resistive active safety edge. Possibility of directing the beam 180 ° horizontally and 20 ° vertically. Range 30 m. Power supply 24 V ac/dc.
N190106	STR	Pair of STR infrared sensors
P111401 00001	VENTIMIGLIA NS	Infrared device for BIR C or BAR C safety edges (conforms to EN 12978 Standard)
P123025	B OO RO2	Wall mounting for B LTA series flashing beacons
D111904	MITTO B RCBO2 R1	Transmitter with 2 channels. Range 50/100 m. Power supply 12 V with 1 battery type 23 A
P121024	Q.BO TOUCH	Wireless digital touch button panel 433Mhz rolling code.
P121023	Q.BO KEY WM AV	Vandalproof key selector with double contact, for outdoor use. Metal structure.
P111526	DESME A15	Pair of self-aligning photocells. Range 30 m. Power supply 24 V ac/dc.
P903018	PHP	Pair of aluminium posts for THEA/DESME series photocells Height 522 mm

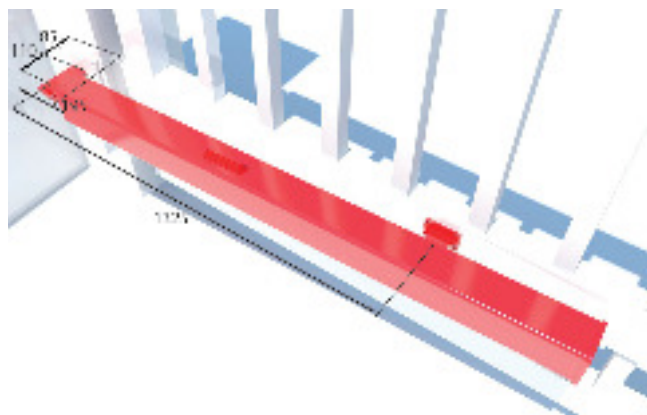
RIGEL 5

Universal control panel for one or two 230V operators - 600+600W



RIGEL 5 D113693 00003

- Application: universal control panel for one or two operators
- Board power supply: 230V single-phase
- Operators power supply: 230V single-phase 600+600W
- Main features: removable terminal blocks, programming and diagnostics with display, incorporated dual channel receiver, plug-in connector for additional receiver, electric snap latch or magnetic lock connection, electronic torque limiter, electronic slowdown during opening and closing, separate limit switch inputs for each motor, possibility of traffic-light management and hydraulic operator pre-heating with SSR5 board
- Main functions: automatic re-closing, separate motor working times, stays locked when closed, water hammer, 2/3/4 step logic, partial opening, fast closing, separate opening and closing
- Compatibility: RIGEL 4



	P4,5
Control unit	ALCOR N, RIGEL5
Motor power supply	230 V
Power input	250 W
Maximum angle	123 °
Slowdown	during closing
Impact reaction	hydraulic clutch
Locking	solenoid lock
Frequency of use	very intensive
Release	reversible
Environmental conditions	from -10 °C to 60 °C
Protection rating	IP55

Use: BUILDING ACCESS ,HOME ACCESS ,URBAN ACCESS

Max leaf: 800 kg



Description

- Low voltage, in-ground irreversible hydraulic operator for hinged leaves up to 2.5 m. weight 800 kg.



Code	Name	Description
P930123 00001	2 - SUB BT	Low voltage, in-ground irreversible hydraulic operator for hinged leaves up to 2.5 m. weight 800 kg.
D111906	1 - MITTO B RCBO4 R1	Transmitter with 4 channels. Range 50/100 m. Power supply 12 V with 1 battery type 23 A
D113747 00002	1 - THALIA P	Control panel for one or two 24V operators for swing gates
N733480 00001	2 - FCS BT	Foundation box for SUB BT series operators
P111526	1 - DESME A15	Pair of self-aligning photocells. Range 30 m. Power supply 24 V ac/dc.
P121022	1 - Q.BO KEY WM	Key selector for outdoor use with double contact.
D113748 00003	1 - RADIUS B LTA 24 R1	Flashing light without incorporated antenna for motors with power supply 24 V.
N733392	2 - SCC	Releases for ELI250 with SCC lever spanner

Complementary accessories

Code	Name	Description
P903018	PHP	Pair of aluminium posts for THEA/DESME series photocells Height 522 mm
N190104	BIR C	Rubber safety edge (H 30 mm), price per m
N733502	SCP	Release for ELI 250 and SUB BT with personalized key.
N733392	SCC	Releases for ELI250 with SCC lever spanner
N728002	BSC	SUB - BSC arm outside hinge
P123025	B OO R02	Wall mounting for B LTA series flashing beacons
P125020	BBT BAT	Set of backup batteries for THALIA and THALIA P

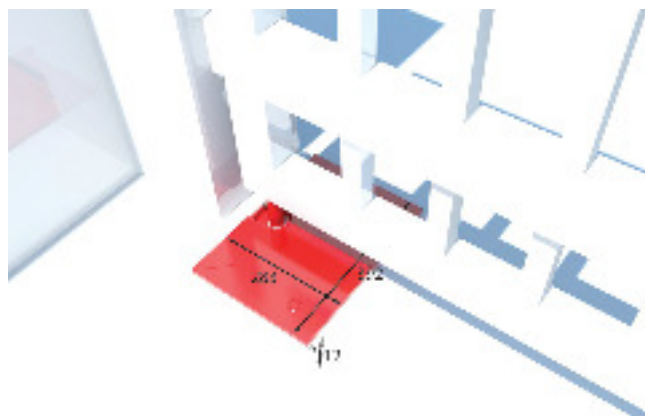
THALIA P

Control panel for one or two 24V operators for swing gates



THALIA P D113747 00002

- Application: control panel for one or two 24V operators for swing gates
- Board power supply: 230V single-phase
- Operators power supply: 24Vdc 240W max each operator
- Main features: removable terminal blocks with new standard colour-coding, simplified scenario-based programming with display and incorporated dual channel receiver, D-Track anti-crushing system, slowdown during opening and closing and electronic self-learning
- Main features: automatic closing, rapid closing, partial opening, operation with deadman feature, direct connection powered solenoid lock and electromagnet, direct connection edge 8K2.
- Compatibility: LIBRA C MA, LIBRA C LX, LIBRA, LIBRA R, LIBRA MA R



	SUB BT
Control unit	THALIA P
Motor power supply	24 V
Cycle time	13 sec
Slowdown	yes
Impact reaction	d-track
Locking	open/close hydraulics
Release	lever or lever with personalised key
Frequency of use	very intensive
Environmental conditions	from -20 °C to 60 °C
Protection rating	IP67
Maximum angle	120 °

Use: **BUILDING ACCESS ,HOME ACCESS ,URBAN ACCESS**


Gate leaf length: **3.5 m**



ee link er ready

Description

- In-ground reversible hydraulic operator for hinged leaves up to 3.5 m Manoeuvre time 33 sec.




Code	Name	Description
P930014 00005	1 - SUB EL DX	In-ground reversible hydraulic operator for hinged leaves up to 3.5 m Manoeuvre time 33 sec.
P930014 00006	1 - SUB EL SX	In-ground hydraulic operator reversible for hinged leaves up to 3.5 m. Manoeuvre time 33 sec.
D111906	1 - MITTO B RCBO4 R1	Transmitter with 4 channels. Range 50/100 m. Power supply 12 V with 1 battery type 23 A
D113693 00003	1 - RIGEL 5	Universal control panel for one or two 230V operators - 600+600W
N733066 00003	1 - FCS DX	FCS DX foundation box
N733066 00004	1 - FCS SX	FCS SX foundation box
P111526	1 - DESME A15	Pair of self-aligning photocells. Range 30 m. Power supply 24 V ac/dc.
P121023	1 - Q.BO KEY WM AV	Vandalproof key selector with double contact, for outdoor use. Metal structure.
D113748 00002	1 - RADIUS B LTA 230 R1	Flashing light with incorporated antenna for motors with power supply 230 V.
D831081	1 - CMS	Sign
P123001 00001	1 - EBP	EBP 230Vac electric drop lock
P903018	1 - PHP	Pair of aluminium posts for THEA/DESME series photocells Height 522 mm

Complementary accessories

Code	Name	Description
N190104	BIR C	Rubber safety edge (H 30 mm), price per m
P111401 00001	VENTIMIGLIA NS	Infrared device for BIR C or BAR C safety edges (conforms to EN 12978 Standard)
D111904	MITTO B RCBO2 R1	Transmitter with 2 channels. Range 50/100 m. Power supply 12 V with 1 battery type 23 A
P121024	Q.BO TOUCH	Wireless digital touch button panel 433Mhz rolling code.
P903018	PHP	Pair of aluminium posts for THEA/DESME series photocells Height 522 mm
P123025	B OO RO2	Wall mounting for B LTA series flashing beacons
N728002	BSC	SUB - BSC arm outside hinge

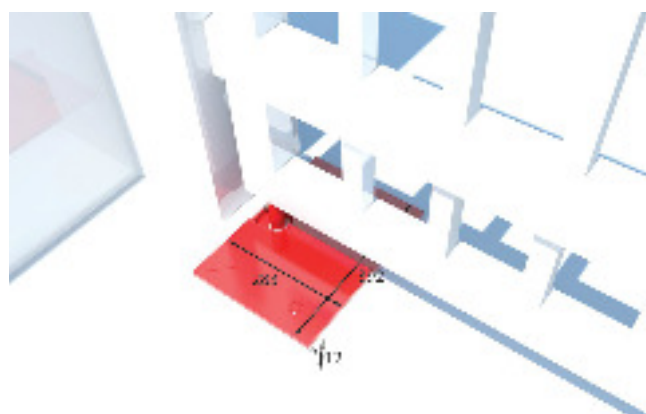
RIGEL 5

Universal control panel for one or two 230V operators - 600+600W



RIGEL 5 D113693 00003

- Application: universal control panel for one or two operators
- Board power supply: 230V single-phase
- Operators power supply: 230V single-phase 600+600W
- Main features: removable terminal blocks, programming and diagnostics with display, incorporated dual channel receiver, plug-in connector for additional receiver, electric snap latch or magnetic lock connection, electronic torque limiter, electronic slowdown during opening and closing, separate limit switch inputs for each motor, possibility of traffic-light management and hydraulic operator pre-heating with SSR5 board
- Main functions: automatic re-closing, separate motor working times, stays locked when closed, water hammer, 2/3/4 step logic, partial opening, fast closing, separate opening and closing
- Compatibility: RIGEL 4



	SUB EL DX
Max Leaf	800 kg
Control unit	ALCOR N, RIGEL5
Motor power supply	230 V
Power input	250 W
Maximum angle	130 °
Impact reaction	hydraulic clutch
Locking	solenoid lock
Release	reversible
Frequency of use	very intensive
Environmental conditions	from -10 °C to 60 °C
Protection rating	IP67

Use: BUILDING ACCESS ,HOME ACCESS ,URBAN ACCESS


Gate leaf length: 1.8 m



ee link er ready

Description

- In-ground hydraulic operator non reversing for hinged leaves up to 1.8 m. Manoeuvre time 24 sec.



Code	Name	Description
P930026 00001	1 - SUB DX	In-ground hydraulic operator non reversing for hinged leaves up to 1.8 m. Manoeuvre time 24 sec.
P930026 00002	1 - SUB SX	In-ground hydraulic operator non reversing for hinged leaves up to 1.8 m. Manoeuvre time 24 sec.
D111906	1 - MITTO B RCB04 R1	Transmitter with 4 channels. Range 50/100 m. Power supply 12 V with 1 battery type 23 A
D113693 00003	1 - RIGEL 5	Universal control panel for one or two 230V operators - 600+600W
N733066 00003	1 - FCS DX	FCS DX foundation box
N733066 00004	1 - FCS SX	FCS SX foundation box
P111526	1 - DESME A15	Pair of self-aligning photocells. Range 30 m. Power supply 24 V ac/dc.
P121022	1 - Q.BO KEY WM	Key selector for outdoor use with double contact.
D113748 00002	1 - RADIUS B LTA 230 R1	Flashing light with incorporated antenna for motors with power supply 230 V.

Complementary accessories

Code	Name	Description
N190104	BIR C	Rubber safety edge (H 30 mm), price per m
P111401 00001	VENTIMIGLIA NS	Infrared device for BIR C or BAR C safety edges (conforms to EN 12978 Standard)
P123001 00001	EBP	EBP 230Vac electric drop lock
D111904	MITTO B RCB02 R1	Transmitter with 2 channels. Range 50/100 m. Power supply 12 V with 1 battery type 23 A
P121024	Q.BO TOUCH	Wireless digital touch button panel 433Mhz rolling code.
P121023	Q.BO KEY WM AV	Vandalproof key selector with double contact, for outdoor use. Metal structure.
P903018	PHP	Pair of aluminium posts for THEA/DESME series photocells Height 522 mm
N728002	BSC	SUB - BSC arm outside hinge
P123025	B OO RO2	Wall mounting for B LTA series flashing beacons

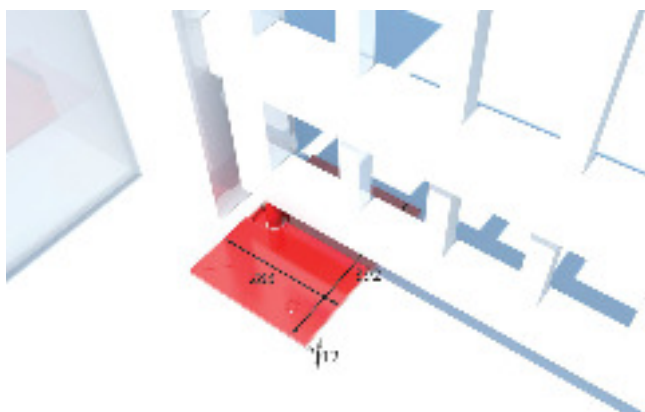
RIGEL 5

Universal control panel for one or two 230V operators - 600+600W



RIGEL 5 D113693 00003

- Application: universal control panel for one or two operators
- Board power supply: 230V single-phase
- Operators power supply: 230V single-phase 600+600W
- Main features: removable terminal blocks, programming and diagnostics with display, incorporated dual channel receiver, plug-in connector for additional receiver, electric snap latch or magnetic lock connection, electronic torque limiter, electronic slowdown during opening and closing, separate limit switch inputs for each motor, possibility of traffic-light management and hydraulic operator pre-heating with SSR5 board
- Main functions: automatic re-closing, separate motor working times, stays locked when closed, water hammer, 2/3/4 step logic, partial opening, fast closing, separate opening and closing
- Compatibility: RIGEL 4



	SUB DX
Max Leaf	800 kg
Control unit	ALCOR N, RIGEL5
Motor power supply	230 V
Power input	250 W
Maximum angle	130 °
Impact reaction	hydraulic clutch
Locking	open/close hydraulics
Release	non reversing
Frequency of use	very intensive
Environmental conditions	from -10 °C to 60 °C
Protection rating	IP67

Use: **HOME ACCESS**

Max leaf: **400 kg**



Description

- Complete kit 24 V for sliding gates weighing up to 400 kg. Leaf speed 12 m/min. Limit switch magnetic
- U-Link and magnetic limit switch



DEIMOS ULTRA BT KIT A400 FRA R925265 00002

The KIT includes	
1 - DEIMOS ULTRA BT A400	Operator 24 V for sliding gates up to 400 kg in weight. Leaf speed 12 m/min. U-Link and magnetic limit switch
2 - MITTO B RCBO4 R1	12V four-channel transmitter 433MHz rolling code
1 - DESME A15	Pair of self-aligning photocells. Range 30 m. Power supply 24 V ac/dc.
1 - RADIUS B LTA 24 R1	Flashing beacon with built-in antenna for 24V motors

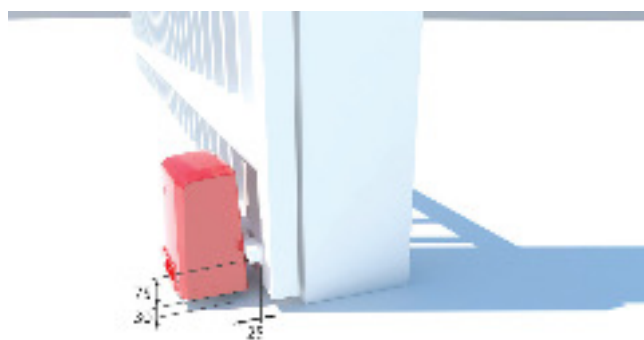
Complementary accessories

Code	Name	Description
D221073	CP	Plastic rack, 4-module, cross-section 22 x 22 mm, length 1 m, screw-fitted into slots
P903018	PHP	Pair of aluminium posts for THEA/DESME series photocells Height 522 mm
P111526	DESME A15	Pair of self-aligning photocells. Range 30 m. Power supply 24 V ac/dc.
N999629	MITTO B RCBO4 R6	Pack of four MITTO 4 transmitters in the four BFT colours: vineyard red sunrise yellow
	RAINBOW	clear ice white deep sea blue
P125035	SL BAT2	set of backup batteries for Deimos BT A and Ares BT A

MERAK



- MERAK**
- Application: control unit for 1 24V operator for sliding gates
 - Board power supply: 230V single-phase
 - Operator power supply: 24V 80W
 - Main characteristics: removable terminal boards with new colour standard, simplified programming with scenario display, integrated two-channel receiver, D-Track based antisquashing system and slowdown during opening or closing.
 - Main functions: automatic closing, quick closing, pedestrian passage, people-present operation, maintenance warnings.
 - Compatibility: HQSC-D, QSC-D MA



	DEIMOS ULTRA BT A400
Control unit	MERAK SL1
Power supply	24 V
Power input	50 W
Type of limit switch	magnetic
Pinion module	4
Slowdown	yes
Locking	mechanical
Release	lever-operated with personal key
Frequency of use	intensive
Environmental conditions	from -20 °C to 55 °C
Protection rating	IP44
Actuator weight	7 kg
Impact reaction	d-track

Use: HOME ACCESS

Max leaf: 600 kg



ee link



er ready



d-track



U-Link

Description

- Complete kit 24 V for sliding gates weighing up to 600 kg. Leaf speed 12 m/min. Limit switch magnetic
- U-Link and magnetic limit switch



DEIMOS ULTRA BT KIT A600 FRA R925269 00002

The KIT includes

1 - DEIMOS ULTRA BT A600	Operator 24 V for sliding gates up to 600 kg in weight. Leaf speed 12 m/min. U-Link and magnetic limit switch
2 - MITTO B RCBO4 R1	12V four-channel transmitter 433MHz rolling code
1 - DESME A15	Pair of self-aligning photocells. Range 30 m. Power supply 24 V ac/dc.
1 - RADIUS B LTA 24 R1	Flashing beacon with built-in antenna for 24V motors

Complementary accessories

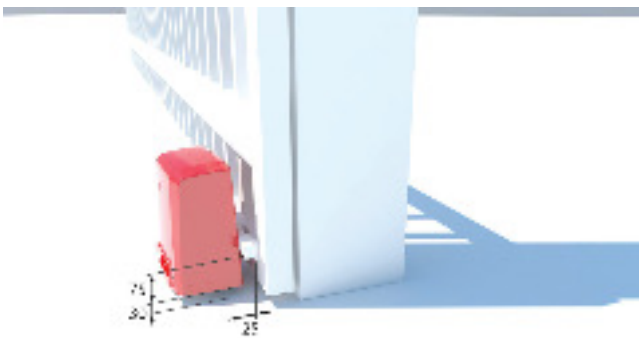
Code	Name	Description
D221073	CP	Plastic rack, 4-module, cross-section 22 x 22 mm, length 1 m, screw-fitted into slots
P903018	PHP	Pair of aluminium posts for THEA/DESME series photocells Height 522 mm
P111526	DESME A15	Pair of self-aligning photocells. Range 30 m. Power supply 24 V ac/dc.
N999629	MITTO B RCBO4 R6	Pack of four MITTO 4 transmitters in the four BFT colours: vineyard red sunrise yellow
	RAINBOW	clear ice white deep sea blue
P125035	SL BAT2	set of backup batteries for Deimos BT A and Ares BT A

MERAK



MERAK

- Application: control unit for 1 24V operator for sliding gates
- Board power supply: 230V single-phase
- Operator power supply: 24V 80W
- Main characteristics: removable terminal boards with new colour standard, simplified programming with scenario display, integrated two-channel receiver, D-Track based antisquashing system and slowdown during opening or closing.
- Main functions: automatic closing, quick closing, pedestrian passage, people-present operation, maintenance warnings.
- Compatibility: HQSC-D, QSC-D MA



	DEIMOS ULTRA BT A600
Control unit	MERAK SL2
Power supply	24 V
Power input	70 W
Type of limit switch	magnetic
Pinion module	4
Slowdown	yes
Locking	mechanical
Release	lever-operated with personal key
Frequency of use	intensive
Environmental conditions	from -20 °C to 55 °C
Protection rating	IP44
Actuator weight	8 kg
Impact reaction	d-track



Use: HOME ACCESS
Max leaf: 400 kg



d-track

Description

- Operator 24 V for sliding gates up to 400 kg in weight. Leaf speed 12 m/min.



Code	Name	Description
P925222 00002	1 - DEIMOS BT A400	Operator 24 V for sliding gates up to 400 kg in weight. Leaf speed 12 m/min.
D221073	4 - CP	Plastic rack, 4-module, cross-section 22 x 22 mm, length 1 m, screw-fitted into slots
D111906	2 - MITTO B RCB04 R1	Transmitter with 4 channels. Range 50/100 m. Power supply 12 V with 1 battery type 23 A
P121024	1 - Q.BO TOUCH	Wireless digital touch button panel 433Mhz rolling code.
D113748 00003	1 - RADIUS B LTA 24 R1	Flashing light without incorporated antenna for motors with power supply 24 V.

Complementary accessories

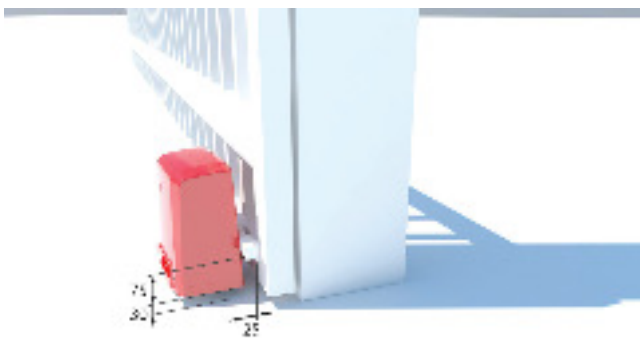
Code	Name	Description
D221073	CP	Plastic rack, 4-module, cross-section 22 x 22 mm, length 1 m, screw-fitted into slots
N191014	BIR C	Rubber safety edge (H 30 mm), price per m
D111904	MITTO B RCB02 R1	Transmitter with 2 channels. Range 50/100 m. Power supply 12 V with 1 battery type 23 A
P121024	Q.BO TOUCH	Wireless digital touch button panel 433Mhz rolling code.
P121022	Q.BO KEY WM	Key selector for outdoor use with double contact.
P111526	DESME A15	Pair of self-aligning photocells. Range 30 m. Power supply 24 V ac/dc.
P111527	DESME A15 O	Pair of photocells adjustable horizontally and vertically. IR signal synchronised to prevent any risk of blinding. Range . Power supply ac/dc.
P903018	PHP	Pair of aluminium posts for THEA/DESME series photocells Height 522 mm
P125035	SL BAT2	set of backup batteries for Deimos BT A and Ares BT A

HAMAL



HAMAL

- Application: control unit for 1 24V operator for sliding gates
- Board power supply: 230V single-phase
- Operator power supply: 24V 80W
- Main features: removable terminal blocks with new standard colour-coding, dip-switch programming and potentiometers, incorporated dual channel receiver, D-Track anti-crushing system, slowdown during opening and closing
- Main functions: automatic re-closing, pedestrian opening, input for 8k2 edge, fast closing



	DEIMOS BT A400
Control unit	HAMAL SL1
Power supply	24 V
Power input	50 W
Type of limit switch	electromechanical
Pinion module	4
Slowdown	yes
Locking	mechanical
Release	lever-operated with personal key
Frequency of use	intensive
Environmental conditions	from -20 °C to 55 °C
Protection rating	IP24
Actuator weight	7 kg
Impact reaction	d-track

Use: HOME ACCESS

Max leaf: 400 kg



er ready d-track

Description

- Complete kit 24 V for sliding gates weighing up to 400 kg. Leaf speed 12 m/min. Limit switch electromechanical.



DEIMOS BT KIT A400 FRA

R925267 00002

The KIT includes

1 - DEIMOS BT A400	Operator 24 V for sliding gates up to 400 kg in weight. Leaf speed 12 m/min.
2 - MITTO B RCBO4 R1	12V four-channel transmitter 433MHz rolling code
1 - DESME A15	Pair of self-aligning photocells. Range 30 m. Power supply 24 V ac/dc.
1 - RADIUS B LTA 24 R1	Flashing beacon with built-in antenna for 24V motors

Complementary accessories

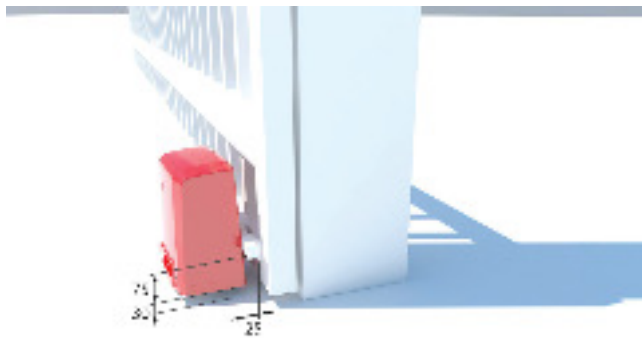
Code	Name	Description
D221073	CP	Plastic rack, 4-module, cross-section 22 x 22 mm, length 1 m, screw-fitted into slots
P111273	CELLULA 130	Pair of CELLULA130 photocells
P903018	PHP	Pair of aluminium posts for THEA/DESME series photocells Height 522 mm
P111526	DESME A15	Pair of self-aligning photocells. Range 30 m. Power supply 24 V ac/dc.
N999629	MITTO B RCBO4 R6	Pack of four MITTO 4 transmitters in the four BFT colours: vineyard red sunrise yellow
	RAINBOW	clear ice white deep sea blue
P125035	SL BAT2	set of backup batteries for Deimos BT A and Ares BT A

HAMAL



HAMAL

- Application: control unit for 1 24V operator for sliding gates
- Board power supply: 230V single-phase
- Operator power supply: 24V 80W
- Main features: removable terminal blocks with new standard colour-coding, dip-switch programming and potentiometers, incorporated dual channel receiver, D-Track anti-crushing system, slowdown during opening and closing
- Main functions: automatic re-closing, pedestrian opening, input for 8k2 edge, fast closing



	DEIMOS BT A400
Control unit	HAMAL SL1
Power supply	24 V
Power input	50 W
Type of limit switch	electromechanical
Pinion module	4
Slowdown	yes
Locking	mechanical
Release	lever-operated with personal key
Frequency of use	intensive
Environmental conditions	from -20 °C to 55 °C
Protection rating	IP24
Actuator weight	7 kg
Impact reaction	d-track

Use: HOME ACCESS
Max leaf: 600 kg



er ready d-track

Description

- Complete kit 24 V for sliding gates weighing up to 600 kg. Leaf speed 12 m/min. Limit switch electromechanical.



DEIMOS BT KIT A600 FRA		R925271 0002
The KIT includes		
1 - DEIMOS BT A600		Operator 24 V for sliding gates up to 600 kg in weight. Leaf speed 12 m/min.
2 - MITTO B RCBO4 R1		12V four-channel transmitter 433MHz rolling code
1 - DESME A15		Pair of self-aligning photocells. Range 30 m. Power supply 24 V ac/dc.
1 - RADIUS B LTA 24 R1		Flashing beacon with built-in antenna for 24V motors

Complementary accessories

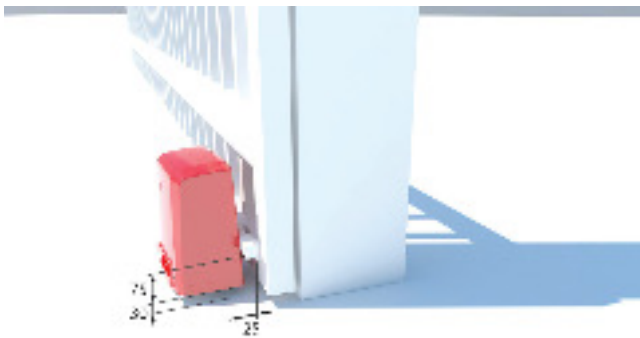
Code	Name	Description
D221073	CP	Plastic rack, 4-module, cross-section 22 x 22 mm, length 1 m, screw-fitted into slots
P111273	CELLULA 130	Pair of CELLULA130 photocells
P903018	PHP	Pair of aluminium posts for THEA/DESME series photocells Height 522 mm
P111526	DESME A15	Pair of self-aligning photocells. Range 30 m. Power supply 24 V ac/dc.
N999629	MITTO B RCBO4 R6	Pack of four MITTO 4 transmitters in the four BFT colours: vineyard red sunrise yellow
	RAINBOW	clear ice white deep sea blue
P125035	SL BAT2	set of backup batteries for Deimos BT A and Ares BT A

HAMAL



HAMAL

- Application: control unit for 1 24V operator for sliding gates
- Board power supply: 230V single-phase
- Operator power supply: 24V 80W
- Main features: removable terminal blocks with new standard colour-coding, dip-switch programming and potentiometers, incorporated dual channel receiver, D-Track anti-crushing system, slowdown during opening and closing
- Main functions: automatic re-closing, pedestrian opening, input for 8k2 edge, fast closing



	DEIMOS BT A600
Control unit	HAMAL SL2
Power supply	24 V
Power input	70 W
Type of limit switch	electromechanical
Pinion module	4
Slowdown	yes
Locking	mechanical
Release	lever-operated with personal key
Frequency of use	intensive
Environmental conditions	from -20 °C to 55 °C
Protection rating	IP24
Actuator weight	8 kg
Impact reaction	d-track

Use: HOME ACCESS

Max leaf: 800 kg



ee link er ready

Description

- Operator 230 V for sliding gates up to 800 kg in weight. Leaf speed 8.5 m/min.
- Electromechanical brake



Code	Name	Description
P925200 00002	1 - DEIMOS 800 F	Operator 230 V for sliding gates up to 800 kg in weight. Leaf speed 8.5 m/min. Electromechanical brake
D571053	4 - CVZ	Steel rack, 4-module, cross-section 30 x 12 mm, length 1 m, screw-fitted on supports (supplied)
D111906	1 - MITTO B RCB04 R1	Transmitter with 4 channels. Range 50/100 m. Power supply 12 V with 1 battery type 23 A
P111526	1 - DESME A15	Pair of self-aligning photocells. Range 30 m. Power supply 24 V ac/dc.
D113748 00002	1 - RADIUS B LTA 230 R1	Flashing light with incorporated antenna for motors with power supply 230 V.

Complementary accessories

Code	Name	Description
D571053	CVZ	Steel rack, 4-module, cross-section 30 x 12 mm, length 1 m, screw-fitted on supports (supplied)
N190104	BIR C	Rubber safety edge (H 30 mm), price per m
P111537	ERIS A30	Pair of wireless photocells with possibility of management of an IR or resistive active safety edge. Possibility of directing the beam 180 ° horizontally and 20 ° vertically. Range 30 m. Power supply 24 V ac/dc.
N190106	STR	Pair of STR infrared sensors
P111401 00001	VENTIMIGLIA NS	Infrared device for BIR C or BAR C safety edges (conforms to EN 12978 Standard)
P111052	CM1700	Wired sensitive edge of length 1.7 m CM 1700
P111053	CM2000	Mechanical safety edge, length 2 m
D111904	MITTO B RCB02 R1	Transmitter with 2 channels. Range 50/100 m. Power supply 12 V with 1 battery type 23 A
P121022	Q.BO KEY WM	Key selector for outdoor use with double contact.
P903018	PHP	Pair of aluminium posts for THEA/DESME series photocells Height 522 mm


ALPHA SD

Universal control panel for a 230V/500W single phase operator



ALPHA SD D113680 00002

- Application: control panel for one operator for slide and swing gates, roll-up gates and overhead doors
- Board power supply: 230V single-phase
- Operator power supply: 230V single phase 500W max
- Main features: removable terminal blocks, settings controlled by potentiometers, LED-based fault reporting and incorporated dual channel receiver
- Main functions: fast closing, pulse blocking, gate open indicator light
- Compatibility: MIZAR



	DEIMOS 800 F
Control unit	ALPHA
Power supply	230 V
Power input	290 W
Pinion module	4
Slowdown	no
Locking	mechanical
Release	knob with triangular key
Frequency of use	semi-intensive
Environmental conditions	from -15 °C to 60 °C
Protection rating	IP24
Actuator weight	11 kg
Impact reaction	mechanical clutch

Use: HOME ACCESS
Max leaf: 500 kg



Description

- Complete kit 230 V for sliding gates weighing up to 500 kg. Leaf speed 8.5 m/min. Limit switch electromechanical.
- Limit switch electromechanical



KIT DEIMOS FRA R925227 00002

The KIT includes	
1 - DEIMOS	Operator 230 V for sliding gates up to 500 kg in weight. Leaf speed 8.5 m/min. Limit switch electromechanical
2 - MITTO B RCBO4 R1	12V four-channel transmitter 433MHz rolling code
1 - DESME A15	Pair of self-aligning photocells. Range 30 m. Power supply 24 V ac/dc.
1 - RADIUS B LTA 230 R1	Flashing beacon with built-in antenna for 230V motors

Complementary accessories


Code	Name	Description
D221073	CP	Plastic rack, 4-module, cross-section 22 x 22 mm, length 1 m, screw-fitted into slots
P903018	PHP	Pair of aluminium posts for THEA/DESME series photocells Height 522 mm
P111526	DESME A15	Pair of self-aligning photocells. Range 30 m. Power supply 24 V ac/dc.
N999629	MITTO B RCBO4 R6 RAINBOW	Pack of four MITTO 4 transmitters in the four BFT colours: vineyard red sunrise yellow clear ice white deep sea blue

ALPHA SD

Universal control panel for a 230V/500W single phase operator



- ALPHA SD D113680 00002**
- Application: control panel for one operator for slide and swing gates, roll-up gates and overhead doors
 - Board power supply: 230V single-phase
 - Operator power supply: 230V single phase 500W max
 - Main features: removable terminal blocks, settings controlled by potentiometers, LED-based fault reporting and incorporated dual channel receiver
 - Main functions: fast closing, pulse blocking, gate open indicator light
 - Compatibility: MIZAR



	DEIMOS
Control unit	ALPHA
Power supply	230 V
Power input	270 W
Pinion module	4
Slowdown	no
Locking	mechanical
Release	knob with triangular key
Frequency of use	semi-intensive
Environmental conditions	from -15 °C to 60 °C
Protection rating	IP24
Actuator weight	11 kg
Impact reaction	mechanical clutch

Use: HOME ACCESS
Max leaf: 700 kg



Description

- Complete kit 230 V for sliding gates weighing up to 700 kg. Leaf speed 8.5 m/min. Limit switch electromechanical.
- Limit switch electromechanical



KIT DEIMOS 700 FRA R925243 00002

The KIT includes

1 - DEIMOS 700	Operator 230 V for sliding gates up to 700 kg in weight. Leaf speed 8.5 m/min. Limit switch electromechanical
2 - MITTO B RCB04 R1	12V four-channel transmitter 433MHz rolling code
1 - DESME A15	Pair of self-aligning photocells. Range 30 m. Power supply 24 V ac/dc.
1 - RADIUS B LTA 230 R1	Flashing beacon with built-in antenna for 230V motors

Complementary accessories

Code	Name	Description
D571053	CVZ	Steel rack, 4-module, cross-section 30 x 12 mm, length 1 m, screw-fitted on supports (supplied)
P903018	PHP	Pair of aluminium posts for THEA/DESME series photocells Height 522 mm
P111526	DESME A15	Pair of self-aligning photocells. Range 30 m. Power supply 24 V ac/dc.
N999629	MITTO B RCB04 R6 RAINBOW	Pack of four MITTO 4 transmitters in the four BFT colours: vineyard red sunrise yellow clear ice white deep sea blue


ALPHA

Universal control panel for a 230V/500W single phase operator



ALPHA

- Application: control panel for one operator for slide and swing gates, roll-up gates and overhead doors
- Board power supply: 230V single-phase
- Operator power supply: 230V single phase 500W max
- Main features: removable terminal blocks, settings controlled by potentiometers, LED-based fault reporting and incorporated dual channel receiver
- Main functions: fast closing, pulse blocking, gate open indicator light
- Compatibility: MIZAR



	DEIMOS 700
Control unit	ALPHA
Power supply	230 V
Power input	290 W
Pinion module	4
Slowdown	no
Locking	mechanical
Release	knob with triangular key
Frequency of use	semi-intensive
Environmental conditions	from -15 °C to 60 °C
Protection rating	IP24
Actuator weight	11 kg
Impact reaction	mechanical clutch

Use: BUILDING ACCESS
Max leaf: 1000 kg



U-Link

Description

- Complete 24V kit for sliding gates for leaves up to 1000 kg.



ARES ULTRA BT KIT A1000 FRA		R925295 00001
The KIT includes		
1 - ARES ULTRA BT A1000		Operator 24 V for sliding gates up to 1000 kg in weight. Leaf speed 9 m/min.
2 - MITTO B RCBO4 R1		12V four-channel transmitter 433MHz rolling code
1 - DESME A15		Pair of self-aligning photocells. Range 30 m. Power supply 24 V ac/dc.
1 - RADIUS B LTA 24 R1		Flashing beacon with built-in antenna for 24V motors

Complementary accessories


Code	Name	Description
D571053	CVZ	Steel rack, 4-module, cross-section 30 x 12 mm, length 1 m, screw-fitted on supports (supplied)
D111904	MITTO B RCBO2 R1	Transmitter with 2 channels. Range 50/100 m. Power supply 12 V with 1 battery type 23 A
P903018	PHP	Pair of aluminium posts for THEA/DESME series photocells Height 522 mm
P125035	SL BAT2	set of backup batteries for Deimos BT A and Ares BT A
P111531	B EBA BLUE ENTRY ANDROID 4	BLUE-TOOTH expansion card for Blue Entry system. Manages up to 4 smartphones with the Android operating system
P111468	B EBA RS 485 LINK	Expansion board for connection of central units with serial controls management

MERAK



MERAK

- Application: control unit for 1 24V operator for sliding gates
- Board power supply: 230V single-phase
- Operator power supply: 24V 80W
- Main characteristics: removable terminal boards with the new colour standard, simplified programming with scenario display, integrated two-channel receiver, D-Track based antisquashing system and slowdown during opening or closing.
- Main functions: automatic closing, quick closing, pedestrian passage, people-present operation, maintenance warnings.
- Compatibility: HQSC-D, QSC-D MA



	ARES ULTRA BT A1000
Control unit	MERAK
Max Leaf	1000 kg
Power supply	24 V
Power input	240 W
Pinion module	4
Slowdown	yes
Locking	mechanical
Release	lever-operated with personal key
Frequency of use	intensive
Environmental conditions	from -20 °C to 55 °C
Protection rating	IP44
Actuator weight	7 kg
Impact reaction	d-track

ARES ULTRA BT A1000

Use: **BUILDING ACCESS**

Max leaf: **1000 kg**



U-Link

Description

- Operator 24 V for sliding gates up to 1000 kg in weight. Leaf speed 9 m/min.



Code	Name	Description
P926193 00002	1 - ARES ULTRA BT A1000	Operator 24 V for sliding gates up to 1000 kg in weight. Leaf speed 9 m/min.
D571053	4 - CVZ	Steel rack, 4-module, cross-section 30 x 12 mm, length 1 m, screw-fitted on supports (supplied)
D111904	1 - MITTO B RCB02 R1	Transmitter with 2 channels. Range 50/100 m. Power supply 12 V with 1 battery type 23 A
P111528	1 - THEA A15 O.PF	Pair of orientable photocells with integrated flashing beacon Beam can be oriented 40° horizontally and 10° vertically. Synchronised infrared signal to avoid any possibility of accidental dazzling. Range 30 m. Power supply 24 V ac/dc. For external application.
P121024	1 - Q.BO TOUCH	Wireless digital touch button panel 433Mhz rolling code.

Complementary accessories


Code	Name	Description
D111904	MITTO B RCB02 R1	Transmitter with 2 channels. Range 50/100 m. Power supply 12 V with 1 battery type 23 A
P111526	DESME A15	Pair of self-aligning photocells. Range 30 m. Power supply 24 V ac/dc.
P111531	B EBA BLUE ENTRY ANDROID 4	BLUE-TOOTH expansion card for Blue Entry system. Manages up to 4 smartphones with the Android operating system
P121022	Q.BO KEY WM	Key selector for outdoor use with double contact.
P125035	SL BAT2	set of backup batteries for Deimos BT A and Ares BT A
N190104	BIR C	Rubber safety edge (H 30 mm), price per m
D571053	CVZ	Steel rack, 4-module, cross-section 30 x 12 mm, length 1 m, screw-fitted on supports (supplied)
P125018	THEKE B PRA 01	Metal protection box for ARES and ICARO series sliding operators
P903018	PHP	Pair of aluminium posts for THEA/DESME series photocells Height 522 mm
P111528	THEA A15 O.PF	Pair of orientable photocells with integrated flashing beacon Beam can be oriented 40° horizontally and 10° vertically. Synchronised infrared signal to avoid any possibility of accidental dazzling. Range 30 m. Power supply 24 V ac/dc. For external application.
P121024	Q.BO TOUCH	Wireless digital touch button panel 433Mhz rolling code.
N999156	SFI	Anchor base for ARES and ICARO (supplied with operator)
D831081	CMS	Sign

MERAK



MERAK

- Application: control unit for 1 24V operator for sliding gates
- Board power supply: 230V single-phase
- Operator power supply: 24V 80W
- Main characteristics: removable terminal boards with the new colour standard, simplified programming with scenario display, integrated two-channel receiver, D-Track based antisquashing system and slowdown during opening or closing.
- Main functions: automatic closing, quick closing, pedestrian passage, people-present operation, maintenance warnings.
- Compatibility: HQSC-D, QSC-D MA



	ARES ULTRA BT A1000
Control unit	MERAK
Max Leaf	1000 kg
Power supply	24 V
Power input	240 W
Pinion module	4
Slowdown	yes
Locking	mechanical
Release	lever-operated with personal key
Frequency of use	intensive
Environmental conditions	from -20 °C to 55 °C
Protection rating	IP44
Actuator weight	7 kg
Impact reaction	d-track

Use: **BUILDING ACCESS**
 Max leaf: **1000 kg**



Description

- Operator 24 V for sliding gates up to 1000 kg in weight. Leaf speed 9 m/min.



Code	Name	Description
P926189 00002	1 - ARES BT A1000	Operator 24 V for sliding gates up to 1000 kg in weight. Leaf speed 9 m/min.
D571053	4 - CVZ	Steel rack, 4-module, cross-section 30 x 12 mm, length 1 m, screw-fitted on supports (supplied)
D111904	1 - MITTO B RCB02 R1	Transmitter with 2 channels. Range 50/100 m. Power supply 12 V with 1 battery type 23 A
P111527	1 - DESME A15 O	Pair of photocells adjustable horizontally and vertically. IR signal synchronised to prevent any risk of blinding. Range . Power supply ac/dc.
P121023	1 - Q.BO KEY WM AV	Vandalproof key selector with double contact, for outdoor use. Metal structure.
D113748 00003	1 - RADIUS B LTA 24 R1	Flashing light without incorporated antenna for motors with power supply 24 V.

Complementary accessories


Code	Name	Description
D571053	CVZ	Steel rack, 4-module, cross-section 30 x 12 mm, length 1 m, screw-fitted on supports (supplied)
N190104	BIR C	Rubber safety edge (H 30 mm), price per m
N999156	SFI	Anchor base for ARES and ICARO (supplied with operator)
D111904	MITTO B RCB02 R1	Transmitter with 2 channels. Range 50/100 m. Power supply 12 V with 1 battery type 23 A
P125018	THEKE B PRA 01	Metal protection box for ARES and ICARO series sliding operators
P903018	PHP	Pair of aluminium posts for THEA/DESME series photocells Height 522 mm
P111526	DESME A15	Pair of self-aligning photocells. Range 30 m. Power supply 24 V ac/dc.
P121022	Q.BO KEY WM	Key selector for outdoor use with double contact.
P121024	Q.BO TOUCH	Wireless digital touch button panel 433Mhz rolling code.
P125035	SL BAT2	set of backup batteries for Deimos BT A and Ares BT A

HAMAL




HAMAL

- Application: control unit for 1 24V operator for sliding gates
- Board power supply: 230V single-phase
- Operator power supply: 24V 80W
- Main features: removable terminal blocks with new standard colour-coding, dip-switch programming and potentiometers, incorporated dual channel receiver, D-Track anti-crushing system, slowdown during opening and closing
- Main functions: automatic re-closing, pedestrian opening, input for 8k2 edge, fast closing



	ARES BT A1000
Control unit	HAMAL
Power supply	24 V
Power input	240 W
Pinion module	4
Slowdown	yes
Locking	mechanical
Release	knob operated with personal key
Frequency of use	intensive
Environmental conditions	from -20 °C to 55 °C
Protection rating	IP24
Actuator weight	7 kg
Impact reaction	d-track

Use: **BUILDING ACCESS , URBAN ACCESS**Max leaf: **2000 kg**

Description

- Operator 230 V for sliding gates up to 2000 kg. Leaf speed 9 m/min. Limit switch electromechanical. Equipped with mechanical safety clutch.



Code	Name	Description
P925225 00002	1 - ICARO N F	Operator 230 V for sliding gates up to 2000 kg. Leaf speed 9 m/min. Limit switch electromechanical . Equipped with mechanical safety clutch.
D571054	8 - CFZ	Galvanized steel rack for welding, 22x22 mm, 4-module, cross-section from 2 m
D111906	1 - MITTO B RCBO4 R1	Transmitter with 4 channels. Range 50/100 m. Power supply 12 V with 1 battery type 23 A
P111526	1 - DESME A15	Pair of self-aligning photocells. Range 30 m. Power supply 24 V ac/dc.
N190040	1 - CSP 20	CSP 20 rubber shock absorber profile length 2000 mm
D113748 00002	1 - RADIUS B LTA 230 R1	Flashing light with incorporated antenna for motors with power supply 230 V.

Complementary accessories


Code	Name	Description
D571054	CFZ	Galvanized steel rack for welding, 22x22 mm, 4-module, cross-section from 2 m
N999156	SFI	Anchor base for ARES and ICARO (supplied with operator)
N190104	BIR C	Rubber safety edge (H 30 mm), price per m
P111537	ERIS A30	Pair of wireless photocells with possibility of management of an IR or resistive active safety edge. Possibility of directing the beam 180 ° horizontally and 20 ° vertically. Range 30 m. Power supply 24 V ac/dc.
N190106	STR	Pair of STR infrared sensors
P111401 00001	VENTIMIGLIA NS	Infrared device for BIR C or BAR C safety edges (conforms to EN 12978 Standard)
P111052	CM1700	Wired sensitive edge of length 1.7 m CM 1700
P111053	CM2000	Mechanical safety edge, length 2 m
D111904	MITTO B RCBO2 R1	Transmitter with 2 channels. Range 50/100 m. Power supply 12 V with 1 battery type 23 A
P121024	Q.BO TOUCH	Wireless digital touch button panel 433Mhz rolling code.
P111526	DESME A15	Pair of self-aligning photocells. Range 30 m. Power supply 24 V ac/dc.
P903018	PHP	Pair of aluminium posts for THEA/DESME series photocells Height 522 mm
P125018	THEKE B PRA 01	Metal protection box for ARES and ICARO series sliding operators

LEO B CBB



LEO B CBB

- Application: control unit for 1 230V operator for sliding gates
- Board power supply: 230V single-phase
- Operator power supply: 230V 750W
- Main features: removable terminal blocks with new standard colour-coding, simplified scenario-based programming with display, incorporated dual channel receiver, D-Track anti-crushing system, slowdown during opening and closing
- Main functions: automatic re-closing, fast closing, pedestrian opening
- Compatibility: LEO D MA



	ICARO N F
Control unit	LEO B CBB
Power supply	230 V
Power input	750 W
Pinion module	4
Slowdown	yes
Locking	mechanical
Release	knob operated with personal key
Frequency of use	very-intensive
Environmental conditions	from -15 °C to 60 °C
Protection rating	IP24
Actuator weight	25 kg
Impact reaction	d-track

Use: BUILDING ACCESS

Max leaf: 3500 kg



er ready

Description

- Operator 400 V for sliding gates up to 3500 kg in weight. Leaf speed 10 m/min. Limit switch electromechanical. Three-phase 400 V power supply.



Code	Name	Description
P925207 00001	1 - SP3500 TRI 400	Operator 400 V for sliding gates up to 3500 kg in weight. Leaf speed 10 m/min. Limit switch electromechanical. Three-phase 400 V power supply.
P111526	1 - DESME A15	Pair of self-aligning photocells. Range 30 m. Power supply 24 V ac/dc.
D113748 00002	1 - RADIUS B LTA 230 R1	Flashing light with incorporated antenna for motors with power supply 230 V.
D111662	1 - CLONIX 2	Dual channel 433 MHz rolling code plug-in receiver. 128-position memory

Complementary accessories


Code	Name	Description
P111536	AKTA A30	Pair of photocells adjustable 180 ° horizontally and 20 ° vertically. Range 30 m. Power supply 24 V ac/dc.
D571491	CFZ6	CFZ 6 rack
N190104	BIR C	Rubber safety edge (H 30 mm), price per m
N190040	CSP 20	CSP 20 rubber shock absorber profile length 2000 mm
P111537	ERIS A30	Pair of wireless photocells with possibility of management of an IR or resistive active safety edge. Possibility of directing the beam 180 ° horizontally and 20 ° vertically. Range 30 m. Power supply 24 V ac/dc.
N190106	STR	Pair of STR infrared sensors
P111401 00001	VENTIMIGLIA NS	Infrared device for BIR C or BAR C safety edges (conforms to EN 12978 Standard)
P111052	CM1700	Wired sensitive edge of length 1.7 m CM 1700
P111053	CM2000	Mechanical safety edge, length 2 m
D111904	MITTO B RCBO2 R1	Transmitter with 2 channels. Range 50/100 m. Power supply 12 V with 1 battery type 23 A
P121023	Q.BO KEY WM AV	Vandalproof key selector with double contact, for outdoor use. Metal structure.
P111526	DESME A15	Pair of self-aligning photocells. Range 30 m. Power supply 24 V ac/dc.
P903018	PHP	Pair of aluminium posts for THEA/DESME series photocells Height 522 mm
P125016	SP3500 SAFETY	Safety microswitch for SP3500

SIRIO TEL



SIRIO TEL

- Application: control unit for 1 230/400V three-phase operator for sliding gates
- Board power supply: 230/400V three-phase
- Operator power supply: 230/400V
- Main features: removable terminal blocks, programming and diagnostics with dip switches and potentiometers
- Main functions: automatic re-closing, separate opening and closing



	SP3500 TRI 400
Control unit	SIRIO TEL
Power supply	400 V
Power input	550 W
Type of limit switch	electromechanical
Pinion module	6
Slowdown	no
Locking	mechanical
Release	hexagonal key
Frequency of use	very intensive
Environmental conditions	from -15 °C to 50 °C
Protection rating	IP54
Actuator weight	54 kg
Impact reaction	mechanical clutch

TIZIANO B GDA 260 S01



Use: HOME ACCESS

Tractive force: 60 kg



er ready d-track

Description

- Operator for sectional garage doors with tractive force 60 kg and semi-intensive use. Door surface area 10 m². Opening speed 6.6 m/min.



Code	Name	Description
P915199 00002	1 - TIZIANO B GDA 260 S01	Operator for sectional garage doors with tractive force 60 kg and semi-intensive use. Door surface area 10 m ² . Opening speed 6.6 m/min.
P115015 00001	1 - BIN B GDA 3020 CAT	Chain rail for TIZIANO B GDA, length 3020 mm, useful travel 2560 mm
D111906	1 - MITTO B RCB04 R1	Transmitter with 4 channels. Range 50/100 m. Power supply 12 V with 1 battery type 23 A
P111526	1 - DESME A15	Pair of self-aligning photocells. Range 30 m. Power supply 24 V ac/dc.
P121022	1 - Q.BO KEY WM	Key selector for outdoor use with double contact.
D113748 00003	1 - RADIUS B LTA 24 R1	Flashing light without incorporated antenna for motors with power supply 24 V.
P123025	1 - B OO R02	Wall mounting for B LTA series flashing beacons

Complementary accessories


Code	Name	Description
P121024	Q.BO TOUCH	Wireless digital touch button panel 433Mhz rolling code.
P121016	RB	4-channel wall-mounted radio control with rolling code
N999620	SAS1 KIT B GDA 260 B01	Brackets for ceiling mounting TIZIANO B GDA up to max 30 cm
N733069	SET/S	External release for insulated sectional and overhead doors of thickness up to 50 mm. SET/S
P115005	SM1	Manual external release with single cable control to be fitted to cremone bolt SM1
D111904	MITTO B RCB02 R1	Transmitter with 2 channels. Range 50/100 m. Power supply 12 V with 1 battery type 23 A
N190104	BIR C	Rubber safety edge (H 30 mm), price per m

VENERE M B GDA



VENERE M B GDA

- Application: control unit for 1 24V garage door operator
- Board power supply: 230V single-phase
- Operator power supply: 24V 100W
- Main features: dip-switch programming and potentiometers, incorporated dual channel receiver, D-Track anti-crushing system, slowdown during opening and closing
- Main functions: automatic re-closing, automatic torque control



	TIZIANO B GDA 260 S01
Control unit	VENERE B GDA
Motor power supply	24 V
Type of limit switch	encoder
Slowdown	yes
Impact reaction	d-track
Locking	mechanical
Release	cord or steel cable
Environmental conditions	from -20 °C to 60 °C
Protection rating	IPX0

Use: HOME ACCESS
Tractive force: 80 kg



Description

- Operator for sectional garage doors with tractive force 80 kg and intensive use. Max door surface area 13 m². Opening speed 5 m/min.

Code	Name	Description
P915201 00002	1 - BOTTICELLI B CRC 480 D01	Operator for sectional garage doors with tractive force 80 kg and intensive use. Max door surface area 13 m ² . Opening speed 5 m/min.
P115022 00001	1 - BIN CINGHIA 2900 PIG FE	Belt rail for BOTTICELLI, length 2900 mm, useful travel 2400 mm
D111906	1 - MITTO B RCBO4 R1	Transmitter with 4 channels. Range 50/100 m. Power supply 12 V with 1 battery type 23 A
P111526	1 - DESME A15	Pair of self-aligning photocells. Range 30 m. Power supply 24 V ac/dc.
P121022	1 - Q.BO KEY WM	Key selector for outdoor use with double contact.
D113748 00003	1 - RADIUS B LTA 24 R1	Flashing light without incorporated antenna for motors with power supply 24 V.
P123025	1 - B OO R02	Wall mounting for B LTA series flashing beacons

Complementary accessories


Code	Name	Description
N190104	BIR C	Rubber safety edge (H 30 mm), price per m
P121016	RB	4-channel wall-mounted radio control with rolling code
N733069	SET/S	External release for insulated sectional and overhead doors of thickness up to 50 mm. SET/S
P125006	CB EOS	Set of backup batteries for VENERE D
P115005	SM1	Manual external release with single cable control to be fitted to cremone bolt SM1
D111904	MITTO B RCBO2 R1	Transmitter with 2 channels. Range 50/100 m. Power supply 12 V with 1 battery type 23 A
P121024	Q.BO TOUCH	Wireless digital touch button panel 433Mhz rolling code.
P115029	BRTS	Triangular arm with slide for overhead doors. For Botticelli B CRC 480 and Eos 120 operators.

VENERE D



VENERE D

- Application: control unit for 1 24V garage door operator
- Board power supply: 230V single-phase
- Operator power supply: 24V 100W
- Main features: programming with display, incorporated dual channel receiver, D-Track anti-crushing system, slowdown during opening and closing
- Main functions: automatic re-closing, automatic torque control



	BOTTICELLI B CRC 480 D01
Control unit	VENERE D
Motor power supply	24 V
Type of limit switch	encoder + mechanical stop for opening
Slowdown	yes
Impact reaction	d-track
Locking	mechanical
Release	cord or steel cable
Environmental conditions	from -15 °C to 60 °C
Protection rating	IPX0

KIT BOTTICELLI



Use: HOME ACCESS

Tractive force: 60 kg



ee link



er ready



d-track

Description

- Operator for sectional garage doors with tractive force 60 kg and intensive use. Door surface area 10 m². Opening speed 5 m/min. Chain rail in 3 pieces, length 2900 mm, useful travel 2400 mm



KIT BOTTICELLI R915147 00002

The KIT includes

1 - BOTTICELLI	Operator for sectional garage doors with tractive force 60 kg and intensive use. Door surface area 10 m ² . Opening speed 5 m/min
1 - BIN CHAIN 3 PARTIS 2.90 M	Chain rail divided into three parts for Botticelli
1 - MITTO B RCB04 R1	12V four-channel transmitter 433MHz rolling code
1 - DESME A15	Pair of self-aligning photocells. Range 30 m. Power supply 24 V ac/dc.
1 - RADIUS B LTA 24 R2	Flashing beacon without built-in antenna for 24V motors
1 - B 00 R02	Wall mounting for B LTA series flashing beacons

Complementary accessories

Code	Name	Description
N190104	BIR C	Rubber safety edge (H 30 mm), price per m
P121016	RB	4-channel wall-mounted radio control with rolling code
N733069	SET/S	External release for insulated sectional and overhead doors of thickness up to 50 mm. SET/S
D111904	MITTO B RCB02 R1	Transmitter with 2 channels. Range 50/100 m. Power supply 12 V with 1 battery type 23 A
P115005	SM1	Manual external release with single cable control to be fitted to cremone bolt SM1
P121022	Q.BO KEY WM	Key selector for outdoor use with double contact.
P121024	Q.BO TOUCH	Wireless digital touch button panel 433Mhz rolling code.

VENERE



VENERE

- Application: control unit for 1 24V garage door operator
- Board power supply: 230V single-phase
- Operator power supply: 24V 100W
- Main features: dip-switch programming and potentiometers, incorporated dual channel receiver, D-Track anti-crushing system, slowdown during opening and closing
- Main functions: automatic re-closing, automatic torque control



	BOTTICELLI
Control unit	VENERE
Motor power supply	24 V
Type of limit switch	encoder + mechanical stop for opening
Slowdown	yes
Impact reaction	d-track
Locking	mechanical
Release	cord or steel cable
Environmental conditions	from -15 °C to 60 °C
Protection rating	IPX0

Use: HOME ACCESS
Door surface area: 7 m²



Description

- Kit for up&over garage doors of maximum surface area 7 m². Operator with incorporated panel, slowdown and duty semi-intensive. Manoeuvre time 17-20 sec, ip30



KIT PHEBE N		R915126 00102
The KIT includes		
1 - PHEBE N	Hydraulic operator with built-in control panel for overhead garage doors of maximum surface area 7 m ² and semi-intensive use with slowdown. Cycle time 17-20 sec, ip30	
1 - MITTO B RCB04 R1	12V four-channel transmitter 433MHz rolling code	
1 - CBA	Straight telescopic arms for the installation of PHEBE series operators on overhead door	
1 - RADIUS B LTA 24 R1	Flashing beacon with built-in antenna for 24V motors	
1 - B 00 R02	Wall mounting for B LTA series flashing beacons	

Complementary accessories

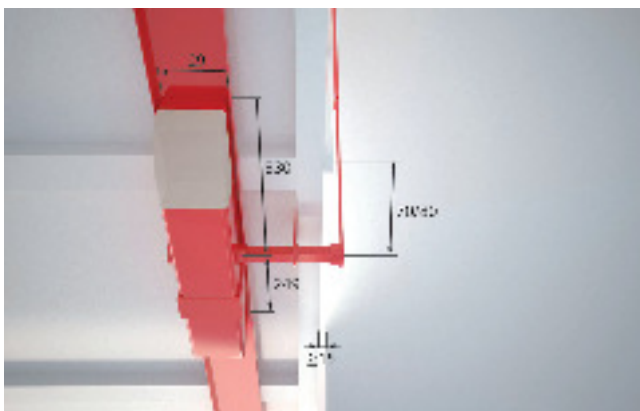
Code	Name	Description
N733299	CTBP	Set of tubes to complete Phebe Kit - CTBP
P115005	SM1	Manual external release with single cable control to be fitted to cremone bolt SM1
N190104	BIR C	Rubber safety edge (H 30 mm), price per m
D111904	MITTO B RCB02 R1	Transmitter with 2 channels. Range 50/100 m. Power supply 12 V with 1 battery type 23 A
P121024	Q.BO TOUCH	Wireless digital touch button panel 433Mhz rolling code.
P121022	Q.BO KEY WM	Key selector for outdoor use with double contact.
P121023	Q.BO KEY WM AV	Vandalproof key selector with double contact, for outdoor use. Metal structure.
P121016	RB	4-channel wall-mounted radio control with rolling code
P111526	DESME A15	Pair of self-aligning photocells. Range 30 m. Power supply 24 V ac/dc.
P903018	PHP	Pair of aluminium posts for THEA/DESME series photocells Height 522 mm
P125005	BT BAT	Set of backup batteries for LIBRA C MA, LIBRA C LX, HYDRA N, ARGO
N733114	CBAC	Curved telescopic arms for the installation of PHEBE series operators on overhead door

HYDRA N



HYDRA N

- Application: control panel for one or two overhead garage door operators
- Board power supply: 230V single-phase
- Operators power supply: 24Vdc 168W max each operator
- Main features: removable terminal blocks, programming with display and incorporated dual channel receiver, anti-crushing, slowdown during opening and closing and electronic self-learning
- Main functions: automatic re-closing, fast closing, pulse blocking, blocking hold
- Compatibility: HYDRA, HYDRA R



	PHEBE N
Control unit	HYDRA N
Motor power supply	24 V
Type of limit switch	electromechanical
Impact reaction	electronic torque limiter
Locking	mechanical
Release	knob
Environmental conditions	from -15 °C to 60 °C

Use: **BUILDING ACCESS**
 Door surface area: **20 m²**



Description

- Operator for sectional doors of surface area up to 20 m² and very intensive use.



Code	Name	Description
P925202 00001	1 - ARGO	Operator for sectional doors of surface area up to 20 m ² and very intensive use.
D111906	1 - MITTO B RCBO4 R1	Transmitter with 4 channels. Range 50/100 m. Power supply 12 V with 1 battery type 23 A
P111526	1 - DESME A15	Pair of self-aligning photocells. Range 30 m. Power supply 24 V ac/dc.
D113748 00003	1 - RADIUS B LTA 24 R1	Flashing light without incorporated antenna for motors with power supply 24 V.
P123025	1 - B 00 R02	Wall mounting for B LTA series flashing beacons

Complementary accessories

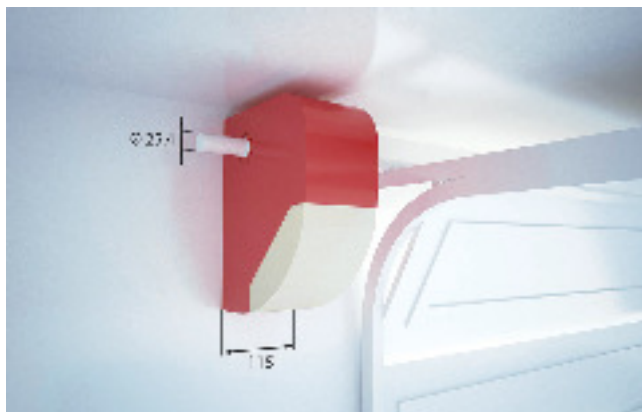
Code	Name	Description
P121016	RB	4-channel wall-mounted radio control with rolling code
P125005	BT BAT	Set of backup batteries for LIBRA C MA, LIBRA C LX, HYDRA N, ARGO
N733421	RCA	Lever release for ARGO and IGEA LB with steel cable l=3.5m RCA
D121611	SPC	SPC external button panel with 2 start-stop buttons.
D121613	SPCE	SPCE external button panel with mushroom-head emergency button.
D121619	SPC3	SPC3 open stop close button panel.
P111451 00002	BAR C BA 2	Double profile safety edge with lip seals (L2000xh60 mm.) BAR C BA 2
N999592	CKK	Pack of mounting tabs for ARGO and ARGO G

VENERE D ARGO



VENERE D ARGO

- Application: control unit for 1 24V garage door operator
- Board power supply: 230V single-phase
- Operator power supply: 24V
- Main features: programming with display, incorporated dual channel receiver, D-Track anti-crushing system, slowdown during opening and closing
- Main functions: automatic re-closing, automatic torque control



	ARGO
Control unit	VENERE D ARGO
Motor power supply	24 V
Output revolutions	30 rpm
Type of limit switch	absolute encoder
Slowdown	yes
Impact reaction	d-track
Locking	mechanical
Release	cord or steel cable
Environmental conditions	from -15 °C to 55 °C
Protection rating	IP40

Use: BUILDING ACCESS
Door surface area: 35 m²



Description

- Operator for sectional doors of surface area up to 35 m² and very intensive use.



Code	Name	Description
P925206 00002	1 - ARGO G	Operator for sectional doors of surface area up to 35 m ² and very intensive use.
D111906	1 - MITTO B RCBO4 R1	Transmitter with 4 channels. Range 50/100 m. Power supply 12 V with 1 battery type 23 A
P111526	1 - DESME A15	Pair of self-aligning photocells. Range 30 m. Power supply 24 V ac/dc.
D113748 00003	1 - RADIUS B LTA 24 R1	Flashing light without incorporated antenna for motors with power supply 24 V.
P123025	1 - B 00 R02	Wall mounting for B LTA series flashing beacons

Complementary accessories

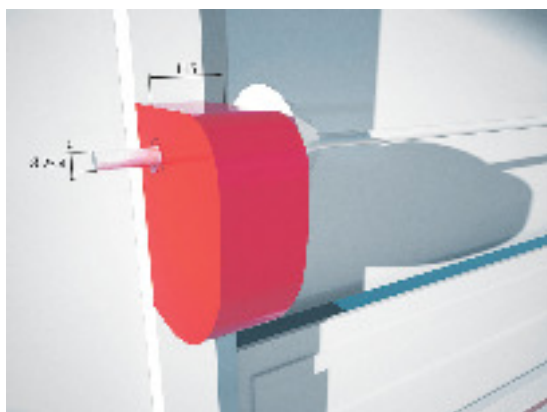
Code	Name	Description
P121016	RB	4-channel wall-mounted radio control with rolling code
P125005	BT BAT	Set of backup batteries for LIBRA C MA, LIBRA C LX, HYDRA N, ARGO
N733421	RCA	Lever release for ARGO and IGEA LB with steel cable l=3.5m RCA
N733422	RCAL	Lever release for ARGO and IGEA LB with steel cable l=7m RCAL
P111451 00004	BAR C BA 4	Double profile safety edge with lip seals (L4000xh60 mm.) BAR C BA 4
D121611	SPC	SPC external button panel with 2 start-stop buttons.
D121613	SPCE	SPCE external button panel with mushroom-head emergency button.
D121619	SPC3	SPC3 open stop close button panel.
N999592	CKK	Pack of mounting tabs for ARGO and ARGO G

VENERE D ARGO



VENERE D ARGO

- Application: control unit for 1 24V garage door operator
- Board power supply: 230V single-phase
- Operator power supply: 24V
- Main features: programming with display, incorporated dual channel receiver, D-Track anti-crushing system, slowdown during opening and closing
- Main functions: automatic re-closing, automatic torque control



ARGO G	
Control unit	VENERE D ARGO G
Motor power supply	24 V
Output revolutions	18 rpm
Type of limit switch	absolute encoder
Slowdown	yes
Impact reaction	d-track
Locking	mechanical
Release	steel cable
Environmental conditions	from -15 °C to 55 °C
Protection rating	IP40

Use: **BUILDING ACCESS**Frequency of use: **Very intensive**

ee link er ready

Description

- Hydraulic operator for overhead garage doors of maximum surface area 9 m² and very intensive use. knob release and hydraulic slowdown.



Code	Name	Description
P915007 00001	1 - BERMA R	Hydraulic operator for overhead garage doors of maximum surface area 9 m ² and very intensive use. knob release and hydraulic slowdown.
D111906	1 - MITTO B RCBO4 R1	Transmitter with 4 channels. Range 50/100 m. Power supply 12 V with 1 battery type 23 A
D113693 00003	1 - RIGEL 5	Universal control panel for one or two 230V operators - 600+600W
P111526	1 - DESME A15	Pair of self-aligning photocells. Range 30 m. Power supply 24 V ac/dc.
N733039	1 - CAIC	Installation accessories for a BERMA series operator on overhead door of max width 4 m (curved arms)
N190104	1 - BIR C	Rubber safety edge (H 30 mm), price per m
D113748 00002	1 - RADIUS B LTA 230 R1	Flashing light with incorporated antenna for motors with power supply 230 V.
P123025	1 - B OO R02	Wall mounting for B LTA series flashing beacons
P111401 00001	1 - VENTIMIGLIA NS	Infrared device for BIR C or BAR C safety edges (conforms to EN 12978 Standard)

Complementary accessories

Code	Name	Description
N733040	CA2	Accessories for the installation of two BERMA series operators on overhead door
N733041	CA2C	Accessories for the installation of two BERMA series operators on overhead door (curved arms)
D111904	MITTO B RCBO2 R1	Transmitter with 2 channels. Range 50/100 m. Power supply 12 V with 1 battery type 23 A
P121024	Q.BO TOUCH	Wireless digital touch button panel 433Mhz rolling code.
P121023	Q.BO KEY WM AV	Vandalproof key selector with double contact, for outdoor use. Metal structure.
P111526	DESME A15	Pair of self-aligning photocells. Range 30 m. Power supply 24 V ac/dc.
P903018	PHP	Pair of aluminium posts for THEA/DESME series photocells Height 522 mm

RIGEL 5**Universal control panel for one or two 230V operators - 600+600W****RIGEL 5 D113693 00003**

- Application: universal control panel for one or two operators
- Board power supply: 230V single-phase
- Operators power supply: 230V single-phase 600+600W
- Main features: removable terminal blocks, programming and diagnostics with display, incorporated dual channel receiver, plug-in connector for additional receiver, electric snap latch or magnetic lock connection, electronic torque limiter, electronic slowdown during opening and closing, separate limit switch inputs for each motor, possibility of traffic-light management and hydraulic operator pre-heating with SSR5 board
- Main functions: automatic re-closing, separate motor working times, stays locked when closed, water hammer, 2/3/4 step logic, partial opening, fast closing, separate opening and closing
- Compatibility: RIGEL 4

	BERMA R
Max torque	320 Nm
Control unit	RIGEL 5
Motor power supply	230 V
Power input	250 W
Slowdown	yes
Impact reaction	hydraulic clutch
Locking	hydraulic
Environmental conditions	from -15 °C to 60 °C
Protection rating	IPX5

Use: HOME ACCESS

Max torque: 30 Nm

Description

- Wired operator for roller shutters. Max shutter weight 55 kg. max torque 30 Nm and power input 235 W. Shaft rotation speed 16 rpm



Code	Name	Description
P910035 00003	1 - REEL RUA A30 230V W45	Wired operator for roller shutters. Max shutter weight 55 kg. max torque 30 Nm and power input 235 W. Shaft rotation speed 16 rpm
P130018	1 - KIT TL 60	Basic accessories kit for installation of an actuator, necessary for all motors (10 to 50 Nm) without handle release.
P130002	1 - CAL 60/100	Adjustable telescopic octagonal cover for RUL 60.

Complementary accessories

Code	Name	Description
D113716 00002	ELBA	ELBA control panel
P111182	ANEM	Anemometric sensor with encoder for wind
P111183	CREP	Twilight sensor
P130015	SM504	Support with bearing for octagonal roller - screw type
P130001	BLOCCANTI 40	Anti-break-in block for shutters with slats of height 40 mm.
P130013	BLOCCANTI 50	Anti-break-in block for shutters with slats of height 50 mm.
P130010	RUL 60/1,5	Octagonal shutter winding roller diameter 60 x 1.5 m.
P130012	RUL 60/3	Octagonal shutter winding roller diameter 60 x 3 m.
P111515	SHEDIR B CBC 02 L01	Control unit for wired centralisation. For 2 operators (or 2 groups of operators)


SHEDIR B CBC 02 L01

Control unit for wired centralisation. For 2 operators (or 2 groups of operators)



SHEDIR B CBC 02 L01 P111515

- Application: wire centralisation board for 1 or 2 tubular motors
- Board power supply: 230V single-phase
- Operator power supply: 230V 600W max. each operator
- Main characteristics: simplified and compact wire centralisation system
- Functions: control of 1 or 2 motors (or motor units) in single or simultaneous mode, general up/down, motor 1 or unit 1 up/down, motor 2 or unit 2 up/down



	REEL RUA A30 230V W45
Roller diameter	60 mm
Control unit	ELBA/ELBA BU
Motor power supply	230 V
N° limit switch revolutions	28
Type of limit switch	mechanical
Locking	mechanical
Frequency of use	residential
Environmental conditions	from -10 °C to 40 °C
Protection rating	IP44

Use: HOME ACCESS

Max torque: 30 Nm

Description

- Automation kit for roller shutters. Max roller shutter weight 55 kg. Radio operator with max torque 30 Nm and power input 235 W. Shaft rotation speed 16 rpm




KIT REEL RUA A30 230V R45 R960005 00002

The KIT includes

1 - REEL RUA A30 230V R45	Radio operator for roller shutters. Max shutter weight 55 kg. max torque 30 Nm and power input 235 W. Shaft rotation speed 16 rpm
1 - PAD RCD 01 R	1-channel remote control for REEL RUA, LOOP RADIO and ER-1 receiver
1 - TELESCOPIC ROLLER	Maximum width 1.8 m
1 - INSTALLATION ACCESSORIES	Installation accessories

Complementary accessories

Code	Name	Description
P130001	BLOCCANTI 40	Anti-break-in block for shutters with slats of height 40 mm.
P130013	BLOCCANTI 50	Anti-break-in block for shutters with slats of height 50 mm.
D111909	PAD RCD 01 R	1-channel remote control for REEL RUA, LOOP RADIO and ER-1 receiver
D111910	PAD RCD 05 R	5-channels remote control for REEL RUA, LOOP RADIO and ER-1 receiver
D111911	PAD RCD 01 F	Wall-mounted radio control with rolling code



	REEL RUA A30 230V R45
Roller diameter	60 mm
Control unit	Built-In
Motor power supply	230 V
N° limit switch revolutions	28
Type of limit switch	electronic
Locking	mechanical
Frequency of use	residential
Environmental conditions	from -10 °C to 40 °C
Protection rating	IP44

Use: **HOME ACCESS**

Max torque: **30 Nm**

Description

- Automation kit for roller shutters. Max roller shutter weight 55 kg. Wire operator with max torque 30 Nm and power input 235 W. Shaft rotation speed 16 rpm



KIT REEL RUA A30 230V W45 R960004 00002

The KIT includes

1 - REEL RUA A30 230V W45	Wired operator for roller shutters. Max shutter weight 55 kg. max torque 30 Nm and power input 235 W. Shaft rotation speed 16 rpm
1 - TELESCOPIC ROLLER	Maximum width 1.8 m
1 - INSTALLATION ACCESSORIES	Installation accessories

Complementary accessories

Code	Name	Description
D113716 00002	ELBA	ELBA control panel
P111515	SHEDIR B CBC 02 L01	Control unit for wired centralisation. For 2 operators (or 2 groups of operators)
P130001	BLOCCANTI 40	Anti-break-in block for shutters with slats of height 40 mm.
P130013	BLOCCANTI 50	Anti-break-in block for shutters with slats of height 50 mm.
P111182	ANEM	Anemometric sensor with encoder for wind
P111183	CREP	Twilight sensor
P130025	ER 1	External receiver for REEL RUA series operators. Compatible with PAD series transmitters
D111909	PAD RCD 01 R	1-channel remote control for REEL RUA, LOOP RADIO and ER-1 receiver
D111910	PAD RCD 05 R	5-channels remote control for REEL RUA, LOOP RADIO and ER-1 receiver
D111911	PAD RCD 01 F	Wall-mounted radio control with rolling code


SHEDIR B CBC 02 L01

Control unit for wired centralisation. For 2 operators (or 2 groups of operators)



SHEDIR B CBC 02 L01 P111515

- Application: wire centralisation board for 1 or 2 tubular motors
- Board power supply: 230V single-phase
- Operator power supply: 230V 600W max. each operator
- Main characteristics: simplified and compact wire centralisation system
- Functions: control of 1 or 2 motors (or motor units) in single or simultaneous mode, general up/down, motor 1 or unit 1 up/down, motor 2 or unit 2 up/down



	REEL RUA A30 230V W45
Roller diameter	60 mm
Control unit	ELBA/ELBA BU
Motor power supply	230 V
N° limit switch revolutions	28
Type of limit switch	mechanical
Locking	mechanical
Frequency of use	residential
Environmental conditions	from -10 °C to 40 °C
Protection rating	IP44

Use: **HOME ACCESS**
Max torque: **20 Nm**

Description

- Automation kit for roller shutters. Max roller shutter weight 35 kg. Wire operator with max torque 20 Nm and power input 180 W. Shaft rotation speed 16 rpm



KIT REEL RUA A20 230V W45 R960004 00001

The KIT includes

1 - REEL RUA A20 230V W45	Wired operator for roller shutters. Max shutter weight 35 kg. max torque 20 Nm and power input 180 W. Shaft rotation speed 16 rpm
1 - TELESCOPIC ROLLER	Maximum width 1.8 m
1 - INSTALLATION ACCESSORIES	Installation accessories

Complementary accessories

Code	Name	Description
D113716 00002	ELBA	ELBA control panel
P111515	SHEDIR B CBC O2 L01	Control unit for wired centralisation. For 2 operators (or 2 groups of operators)
P130001	BLOCCANTI 40	Anti-break-in block for shutters with slats of height 40 mm.
P111183	CREP	Twilight sensor
P111182	ANEM	Anemometric sensor with encoder for wind
P130025	ER 1	External receiver for REEL RUA series operators. Compatible with PAD series transmitters
D111909	PAD RCD 01 R	1-channel remote control for REEL RUA, LOOP RADIO and ER-1 receiver
D111910	PAD RCD 05 R	5-channels remote control for REEL RUA, LOOP RADIO and ER-1 receiver
D111911	PAD RCD 01 F	Wall-mounted radio control with rolling code


ELBA BU

Control panel, max 230V, for roller shutters or roll-up doors



ELBA BU D113717 00002

- Application: control panel for one roll-up door operator
- Board power supply: 230V single-phase
- Operator power supply: 230V monophas
- Main features: Extremely compact size for installation in shutter case, programming with potentiometers and dip switches, built-in receiver, control button on case
- Main functions: separate open/close, photocells input, possibility of centralised controls, anemometer and twilight sensor management
- Compatibility: CAPRI, CAPRI RIC, CAPRI TCA



	REEL RUA A20 230V W45
Roller diameter	60 mm
Control unit	ELBA/ELBA BU
Motor power supply	230 V
N° limit switch revolutions	28
Type of limit switch	mechanical
Locking	mechanical
Frequency of use	residential
Environmental conditions	from -10 °C to 40 °C
Protection rating	IP44



Use: HOME ACCESS
Max torque: 20 Nm

Description


- Automation kit for roller shutters. Max roller shutter weight 35 kg. Radio operator with max torque 20 Nm and power input 180 W. Shaft rotation speed 16 rpm



KIT REEL RUA A20 230V R45		R960005 00001
The KIT includes		
1 - REEL RUA A20 230V R45	Radio operator for roller shutters. Max shutter weight 35 kg. max torque 20 Nm and power input 180 W. Shaft rotation speed 16 rpm	
1 - TELESCOPIC ROLLER	Maximum width 1.8 m	
1 - INSTALLATION ACCESSORIES	Installation accessories	

Complementary accessories

Code	Name	Description
P130001	BLOCCANTI 40	Anti-break-in block for shutters with slats of height 40 mm.
P130013	BLOCCANTI 50	Anti-break-in block for shutters with slats of height 50 mm.
D111909	PAD RCD 01 R	1-channel remote control for REEL RUA, LOOP RADIO and ER-1 receiver
D111910	PAD RCD 05 R	5-channels remote control for REEL RUA, LOOP RADIO and ER-1 receiver
D111911	PAD RCD 01 F	Wall-mounted radio control with rolling code



	REEL RUA A20 230V R45
Roller diameter	60 mm
Control unit	Built-In
Motor power supply	230 V
N° limit switch revolutions	28
Type of limit switch	electronic
Locking	mechanical
Frequency of use	residential
Environmental conditions	from -10 °C to 40 °C
Protection rating	IP44

Use: HOME ACCESS

Maximum panel power: 35 Wp

Description

- Solar panel maximum power 35 Wp for recharging the ECOSOL system



Code	Name	Description
D113731	1 - ECOSOL BOX	Control and management unit for supplying solar power to systems with supply voltage of 24 V.
N999471	1 - ECOSOL PANEL	Solar panel maximum power 35 Wp for recharging the ECOSOL system

Complementary accessories

Code	Name	Description
D113732	ECOSOL DOUBLE	Expansion batteries
N999473	ECOSOL POST BR	Set of stainless steel screws and brackets for installing the ECOSOL PANEL on a post of diameter 48-100mm ECOSOL POST BR
N999475	ECOSOL SECURITY	Anti-tamper stainless steel screw fastener kit for ECOSOL PANEL and ECOSOL POST BR - ECOSOL SECURITY
N999476	ECOSOL CABLE	20 m extension for ECOSOL CHARGER - ECOSOL CABLE
N999477	ECOSOL CHARGER	100-230V - 24V battery charger for rapid charging from mains for ECOSOL BOX and ECOSOL DOUBLE - ECOSOL CHARGER



ECOSOL PANEL	
Nominal voltage	24 V
Peak power	10 Wp
Maximum panel power	35 Wp
Environmental conditions	from -20 °C to 50 °C
Protection rating	IP65

Use: BUILDING ACCESS

Voltage: 230 V



ee link

Description

- Kit containing operator for shutters with spring holder pulley diam. 200mm. Max torque 130Nm and power input 400W. Release with steel cable and knob for electric brake. Control unit, photocells and flashing light, wall safe for release.



KIT WIND RMB 130B 200-230 EF AUTO	R965004 00001
--	----------------------

The KIT includes	
1 - WIND RMB 130B 200-230 EF	Operator for shutters with spring holder pulley diam. 200 mm. Max. torque 130 Nm and absorbed power 400 W. release with steel cable and knob for electric brake .
1 - MITTO B RCB04 R1	12V four-channel transmitter 433MHz rolling code
1 - ELBA BU	Control panel, max 230V, for roller shutters or roll-up doors
1 - DESME A15	Pair of self-aligning photocells. Range 30 m. Power supply 24 V ac/dc.
1 - RADIUS B LTA 230 R1	Flashing beacon with built-in antenna for 230V motors
1 - BOX	Wall-mounted safe for steel cable release and electric control
1 - B 00 R02	Wall mounting for B LTA series flashing beacons

Complementary accessories

Code	Name	Description
D111904	MITTO B RCB02 R1	Transmitter with 2 channels. Range 50/100 m. Power supply 12 V with 1 battery type 23 A
D111906	MITTO B RCB04 R1	Transmitter with 4 channels. Range 50/100 m. Power supply 12 V with 1 battery type 23 A
P121023	Q.BO KEY WM AV	Vandalproof key selector with double contact, for outdoor use. Metal structure.
P121024	Q.BO TOUCH	Wireless digital touch button panel 433Mhz rolling code.

ELBA BU

Control panel, max 230V, for roller shutters or roll-up doors



ELBA BU D113717 00002

- Application: control panel for one roll-up door operator
- Board power supply: 230V single-phase
- Operator power supply: 230V monophas
- Main features: Extremely compact size for installation in shutter case, programming with potentiometers and dip switches, built-in receiver, control button on case
- Main functions: separate open/close, photocells input, possibility of centralised controls, anemometer and twilight sensor management
- Compatibility: CAPRI, CAPRI RIC, CAPRI TCA



	WIND RMB 130B 200-230 EF
Shaft diameter	60 mm
Spring holder diameter	200 mm
Control unit	ELBA/ELBA BU
Power supply	230 V
Maximum torque	130 Nm
Rotation speed	10 rpm
Type of limit switch	electromechanical
Impact reaction	no
Environmental conditions	from -10 °C to 50 °C
Protection rating	IP 20

Use: **BUILDING ACCESS**Voltage: **230 V**

ee link

Description


- Kit containing operator for shutters with spring holder pulley diam. 200/220mm. Max torque 130Nm and power input 400W. Release with steel cable and knob for electric brake. Wall safe for release.

**KIT WIND RMB 130B 200-230 EF UP** R965004 00002**The KIT includes**

1 - WIND RMB 130B 200-230 EF	Operator for shutters with spring holder pulley diam. 200 mm. Max. torque 130 Nm and absorbed power 400 W. release with steel cable and knob for electric brake .
1 - BOX	Wall-mounted safe for steel cable release and electric control

Complementary accessories

Code	Name	Description
P121023	Q.BO KEY WM AV	Vandalproof key selector with double contact, for outdoor use. Metal structure.
P121024	Q.BO TOUCH	Wireless digital touch button panel 433Mhz rolling code.

ELBA BU**Control panel, max 230V, for roller shutters or roll-up doors****ELBA BU D113717 00002**

- Application: control panel for one roll-up door operator
- Board power supply: 230V single-phase
- Operator power supply: 230V monophas
- Main features: Extremely compact size for installation in shutter case, programming with potentiometers and dip switches, built-in receiver, control button on case
- Main functions: separate open/close, photocells input, possibility of centralised controls, anemometer and twilight sensor management
- Compatibility: CAPRI, CAPRI RIC, CAPRI TCA



	WIND RMB 130B 200-230 EF
Shaft diameter	60 mm
Spring holder diameter	200 mm
Control unit	ELBA/ELBA BU
Power supply	230 V
Maximum torque	130 Nm
Rotation speed	10 rpm
Type of limit switch	electromechanical
Impact reaction	no
Environmental conditions	from -10 °C to 50 °C
Protection rating	IP 20

Use: BUILDING ACCESS
Max surface area: 45 m²

Description

- Electromechanical operator for industrial sectional doors of maximum surface area 45 m² and intensive use. Power supply 400 V. max speed 24 rpm. max torque 100 Nm. chain release. ip54



KIT PEGASO C UP TRI		R965001 00003
The KIT includes		
1 - PEGASO BCJA645W11	Electromechanical operator for industrial sectional doors of maximum surface area 45 m ² and intensive use. Power supply 400 V. max speed 24 rpm. max torque 100 Nm. chain release . ip54	
1 - PEGASO CABLE TRI	Pre-wired power supply cable for PEGASO three-phase operators. Length 1 m	
1 - PEGASO UP CONTROL 5	Cable with pre-wired OPEN - STOP - CLOSE keypad for PEGASO UP operators. For adjusting motor limit switches from floor level. Length 5 m	

Complementary accessories

Code	Name	Description
D113749 00002	RADIUS B LTA 230 R2	Flashing light without incorporated antenna for motors with power supply 230 V.
P121022	Q.BO KEY WM	Key selector for outdoor use with double contact.

PEGASO BCJA645W11	
Shaft diameter	25.4 mm
Travel	18 giri
Type of limit switch	encoder
Locking	mechanical
Environmental conditions	from -10 °C to 50 °C

Use: **BUILDING ACCESS**
 Max surface area: 20 m²

Description

- Electromechanical operator for industrial sectional doors of maximum surface area 20 m² and semi-intensive use. Power supply 230 V. max speed 33 rpm. max torque 50 Nm. chain release. ip54



KIT PEGASO C UP R965002 00002

The KIT includes

1 - PEGASO BCJA620L01	Electromechanical operator for industrial sectional doors of maximum surface area 20 m ² and semi-intensive use. Power supply 230 V. max speed 33 rpm. max torque 50 Nm. chain release . ip54
1 - PEGASO CABLE MONO	Pre-wired power supply cable for PEGASO single phase operators. Length 1 m
1 - PEGASO UP CONTROL 5	Cable with pre-wired OPEN - STOP - CLOSE keypad for PEGASO UP operators. For adjusting motor limit switches from floor level. Length 5 m

Complementary accessories

Code	Name	Description
D113749 00002	RADIUS B LTA 230 R2	Flashing light without incorporated antenna for motors with power supply 230 V.
P121022	Q.BO KEY WM	Key selector for outdoor use with double contact.

	PEGASO BCJA620L01
Shaft diameter	25.4 mm
Travel	18 giri
Type of limit switch	encoder
Locking	mechanical
Environmental conditions	from -10 °C to 50 °C



Warranty Conditions

The warranty on BFT products, except for the parking systems for which specific documentation may be consulted, is valid for 24 months as from the date of purchase/installation, provided this is duly certified by a valid tax document (invoice or receipt) bearing the details of the installed products. On request, a copy of this document must be shown/issued to the authorised service engineers. The warranty conditions cannot be applied in the total or partial absence of this documentation. Any nonconformity defect must be reported to the seller within two months of the discovery of the said defect, under penalty of forfeiture of the rights stated in Art. 130 para 2 of Legislative Decree 206/05 "Consumer Code".

- All purchased BFT products can be registered on the site www.bft.it
- The warranty consists in restoring materials acknowledged as defective due to irregularities in the production process to their original state of conformity by means of repair or replacement free of charge. "Free of charge" refers to the essential costs required to obtain the conformity of the above goods. Please refer to the appropriate section of the site www.bft.it for further information.
- The BFT warranty cannot be applicable if:
 - the failure has been caused by a system not installed in accordance with the instructions supplied by the company;
 - components which are not original BFT parts have been used for installing the motorization;
 - the failures are the result of tampering or improper repairs carried out by unauthorized personnel;
 - the failures have been caused by improper or careless use;
 - the causes of the failure are due to external agents such as: electric discharges, tampering including accidental tampering, impacts including accidental impacts, exposure to humidity or vapour, use in extreme environmental or thermic conditions, flooding or other natural disasters.
- The repair or replacement of the parts during the warranty period shall not involve any extension of the applicable warranty period. No compensation shall be payable for the period during which the faulty system is inactive.
- BFT shall not be responsible for any damages, direct or indirect, caused to persons, things or pets by failure of the product, use for purposes not appropriate to its nature and/or its capacity, use in excess of its capacity limit, and forced suspension in its use.
- The BFT network of authorised service engineers is available to support all product service activities. Please refer to the appropriate section of the site www.bft.it for further information and details.
- Intervention carried out by service engineers under warranty at the installation site is subject to the payment of a call-out charge.
- The installer/Vendor, in turn, guarantees the installation, the related activities (building work, electrical work and metalwork) as well as compliance with the applicable European Directives.
- If the end user is also definable as the consumer, the above warranty will be governed in Italy according to the terms of Legislative Decree 206/05 "Consumer Code".

General Conditions of Sale

Definitions In the interpretation of these General Conditions of Sale, the following terms shall have the meaning specified below:

- a) Vendor: BFT S.p.A.;
- b) Purchaser: the purchaser of the Products;
- c) Parties: the Vendor and Purchaser considered jointly;
- d) Product / s: the subject-matter of the sale between Purchaser and Vendor, as described in the Contract of Sale;
- e) Technical-construction specifications: any document supplied by the Purchaser to the Vendor regarding the technical characteristics of the Product/s;
- f) Contract of Sale: any contract or instrument, including subsequent contract or instrument, or amendment and/or supplement

thereof;

- g) Order: any communication, made not only in writing but also orally by which the Purchaser declares to the Vendor its intention to purchase one or more products;
- h) Order Confirmation: the form by which the Vendor declares to the Purchaser its intention to sell one or more Products;
- i) Instructions for use: the instructions for assembly, operation and maintenance which the Vendor may append to the Product.

2. b. Application of the General Conditions

2.1 These General Conditions apply to all purchases and sales of the Product between Vendor and Purchaser and shall prevail over any conditions of purchase prepared by the Purchaser, even in the absence of specific objections to the application of the same.

2.2 In the event that an existing trade agreement and / or individual contracts of sale of the Product is/are in force between the Parties, these General Conditions shall integrate all previous agreements and / or individual contracts of sale of the Product between the Vendor and Purchaser.

Any amendment of or addition to these General Conditions of Sale shall be valid and effective between the Parties only if in writing and signed by the Vendor.

3. Acceptance of Orders

3.1 The order constitutes an irrevocable offer of sale by the Vendor which lasts 90 days from the date of its receipt and formalizes the agreements contained in previous negotiations between the parties.

3.2 The following are the specific requirements of the order: price and payment method; product characteristics; type of packaging; procedures for return; methods of transport; destination; delivery terms and accompanying documentation.

3.3 The completion of the order is subject to acceptance by the Vendor, which shall be deemed to occur on transmission of the order confirmation by the Vendor.

3.4 An order confirmation shall remain in force for 90 days from its issue, but it shall no longer be valid if it has not been implemented within 180 days.

3.5 The aforementioned Orders may be altered only by subsequent agreement in writing.

4. Delivery

4.1 Delivery will generally occur EX-WORKS INCOTERMS 2000 ICC - Paris. However, different delivery methods may be agreed by specific agreements of the Parties.

4.2 All costs and risks, including all insurance obligations, shall be borne by the Purchaser.

4.3 The terms of delivery should be considered indicative only, non-essential and not binding on the Vendor. The Vendor shall not, however, be liable for late deliveries or for default attributable to force majeure or to causes beyond their control.

4.4 Save as otherwise agreed, partial deliveries are allowed.

4.5 If the Purchaser is aware in advance of his inability to receive the goods, said Purchaser must communicate the reason to the Vendor as well as a reasonable period within which the Purchaser expects to be able to receive said goods.

4.6 If the Purchaser does not accept the goods at the agreed delivery time, said Purchaser would be required to pay the full amount that would have been payable had the delivery occurred. From the date of the notice of readiness for shipment, to be sent to the Purchaser via email and via fax, the Purchaser shall bear the expenses of storage and potential deterioration and depreciation, subject to the right of Vendor to claim compensation for any greater loss suffered.

4.7 After 30 days have expired from receipt of the notice of readiness for shipment, the Vendor shall be entitled to terminate the contract, by special notice to be sent to the Purchaser by registered letter with return receipt, pursuant to art.18 below.

5. Packaging for transportation

5.1 The cost of packaging is included in the price of the Product according to the standard provided for by the Vendor. The Purchaser will be charged for the costs of special packaging requested by him, if feasible.

5.2. The Vendor reserves the right to determine the type of packaging in accordance with the requirements of transportation, except in the case of specific needs of the Purchaser as specified in the Order.

6. Price

6.1 The Vendor shall apply the price agreed with the Purchaser in the sale contract, which will not include any cost of transportation, insurance, assembly, taxes and customs fees, etc.

6.2 Any price increases due to increased production costs based on changes in the prices of raw materials, labour and other costs occurring after the Contract of Sale, must be agreed in writing and specifically approved by both parties.

6.3 In the event that the price is not indicated in the Contract of Sale, the price normally charged by the

Vendor for the Product, according to the current price list, shall be applicable.

6.4 No complaints or disputes shall in any circumstances entitle the Purchaser to postpone or refuse payment or reduce the price.

7. Invoicing and payment

7.2 The Vendor shall issue an invoice based on the price indicated in the purchase Order Confirmation, in which the payment method will also be specified.

7.2 If the Purchaser fails to fulfil its obligation to pay the price within the period due, the Vendor shall be entitled to default interest pursuant to Legislative Decree no.231/2002.

7.3 In the event of persistent late payment by the Purchaser, the Vendor will be entitled to terminate the contract and claim compensation for damages, subject to the provisions of article 11 below.

8. Product Quality and Warranty of the Vendor

8.1 All Products supplied by the Vendor are of good quality; they are manufactured, packaged and sold in compliance with the technical-construction specifications provided by the Purchaser.

8.2. The Vendor warrants, moreover, that the Products comply with the technical specifications contained in the order and/or the technical documentation provided by the Purchaser and is liable only in respect of differences of the Products from the terms specified in the said technical specifications.

8.3 The Vendor guarantees that the Products will be in good working order for 24 months from the manufacture date.

8.4. The Vendor does not give any warranty in respect of the materials and / or parts of the Products which it does not produce or in respect of any damage caused by uses unknown at the time of the Order or Order Confirmation.

8.5 The warranty given by the Vendor is limited to the repair and / or replacement of defective parts based on manufacturing defects or poor quality of materials, excluding parts subject to normal wear and tear and parts no longer available on the market, and also excluding failures caused by overload, inexperience in handling, negligence or failure to follow the instructions provided by the Vendor. The Purchaser shall, subject to the risk of forfeiture of its legal protections herein, inform the Vendor of the flaws and defects discovered in the Products in accordance with article 11 below.

8.6. The Vendor shall not be liable for loss, direct or indirect, resulting from the replacement times required for the repair and / or replacement warranted.

8.7. The Purchaser will lose the warranty given by Vendor in the event that:

- it does not perform the operations and / or installations within its competence in accordance with industry standards;
- it performs or ensures the performance by third parties - without prior written consent of the Vendor - of repairs, replacements, modifications or other interventions to the Products during the warranty period;
- it does not comply with the directions, procedures for use and information of the Vendor relating to the proper use and regular maintenance of the Products.

9. Obligations of the Purchaser

9.1 The Purchaser must have the facilities and means necessary for the proper use of the Products, and must know their characteristics and have full technological knowledge and capacity for their correct use.

9.2 The Purchaser shall also, in the implementation of this Contract, comply with and respect all local laws and regulations including best business practices, and shall indemnify the Vendor against any loss, whether direct or indirect, suffered by the Vendor as result of any infringement by the Purchaser of such laws and regulations.

9.3. It is agreed that the Purchaser bears full responsibility for the failure to inform the Vendor about the local laws and regulations in force in the State in which the Product will be used. In such case, any costs incurred for ensuring that the Product complies with the provisions of the laws and regulations of the State in which it is to be used, shall be borne exclusively by the Purchaser.

9.4 If the Purchaser fails to fulfil its obligations under the preceding paragraphs, it must in all cases:

- collect the Products ordered and those being delivered and bear the associated costs of delivery;
- make the payments due based on the orders made;
- indemnify and continue to indemnify the Vendor against any loss, direct or indirect, suffered by the Vendor as a result of any infringement by the Purchaser of the aforementioned laws and reparations.

10. Faults and complaints

The following applies in relation to faults and complaints relating to the Product:

- a) complaints relating to generally recognisable faults associated with the Product must be reported in writing, at the risk of

forfeiting the right, within 30 (thirty) days from its delivery; in other cases the term of 8 (eight) days shall run from the discovery of the faults in question. In both cases, the complaints must be supported by samples taken during joint consultation with the Vendor or by a person indicated by the same within 40 (forty) days from the presentation of the claim. ▪ Complaints about the Product cannot be taken into consideration if they refer to features that are not indicated in the technical Specifications or do not relate to the normal use of the Product. ▪ b) any packaging defects must be reported in writing, at the risk of forfeiture of the right, at the time of delivery. ▪ c) no complaint about the quality and / or integrity of the Product and packaging will be accepted: ▪ ii) if the Purchaser has not made the Product available for the necessary inspections; ▪ 10.2 It is compulsory for the Purchaser to store the Product it believes to be defective in a suitable place available to the Vendor for the necessary investigations and, in any case, to adopt any measures necessary to reduce the risk of further damage to the said Product. ▪ 10.3 In any case the Purchaser is obliged, from the moment of discovery of the defects, to immediately stop using the Product presumed to be defective, and to take any measures necessary to limit the damage to said Product. ▪ 10.4 If the verification of the goods leads to the discovery of a defect attributable to the manufacturing process, the Vendor shall be required to replace the products deemed unusable ▪ 10.5 The Vendor's liability shall be limited to defects attributable to manufacturing defects. ▪ 10.6 The failure to send complaints or objections within the aforementioned deadlines and/or the use of the Product by the Purchaser despite its discovery of the defects, constitutes unconditional acceptance of the Product as well as waiver of any complaint or objection relating to the same. ▪ 11. Obligations of the Purchaser in case of defects and complaints ▪ 11.1 The Purchaser shall, without delay and in compliance with the provisions specified in art. 10 above, notify the Vendor of all defects, including apparent defects relating to quality and quantity. Such notification shall be sent by and no later than the deadlines specified in art. 10 above; during this period the Product shall be made available for return to the Vendor, which will provide all the necessary instructions. ▪ 11.2 In case of defects which may cause loss, such notice shall be given immediately. ▪ 11.3 The notification must contain a description of the defect. ▪ 11.4 If such notification is not sent within the deadlines established, the Purchaser will lose the right to replacement/repair of the Product. ▪ 11.5 In the event that the Purchaser has notified the defects within the relevant time period but no defect is discovered, the Vendor will be entitled to dismiss the complaint. ▪ 11.6 It is compulsory for the Purchaser, at the risk of forfeiting the right to bring a valid complaint, to store the Product it believes to be defective in a suitable place available to the Vendor for the necessary investigations and, in any case, to adopt any measures necessary to reduce the risk of further damage to the said Product. ▪ 12. Force majeure ▪ 12.1 The Vendor shall not be liable for late delivery or for the non-fulfilment of contractual terms directly or indirectly caused by: ▪ events of force majeure (the following is a non-exhaustive list of such events for purposes of this clause: legal prohibitions, wars, riots, revolutions, strikes or other labour disputes, fires, floods, sabotage, nuclear accidents, earthquakes, storms, epidemics); ▪ circumstances independent of the Vendor's control which prevent the recruitment of manpower or the sourcing of materials, raw materials, components, systems in general, energy, fuel, transport vehicles, licenses or government regulations. ▪ The Vendor shall give prompt written notice of any cessation of force majeure. ▪ 13. Drawings and documents ▪ 13.1 None of the drawings, technical documents, specifications, illustrations and other information related to the Product and its creation which are transmitted by the Vendor may be used, without the express written permission of the said Vendor, save for the purposes for which they were transmitted e.g. for the use, maintenance and marketing of the Product. ▪ 13.2 The sale of the Product to the Purchaser does not imply - even if intended for distribution or any other form of marketing of the Product - the grant of licences or other rights to trademarks, patents or other intellectual property rights. ▪ 14. Intellectual property ▪ 14.1 All information, technical standards, speci-

fications and procedures provided by the Vendor are the sole property of the latter. No trademark license or license to exploit patents or other industrial or intellectual property rights, related to the technical specifications and know-how provided, is granted to the Purchaser by signing this Contract. ▪ 14.2 The Purchaser shall, upon termination of the relationship or completion of the contract performance, promptly return to the Vendor all information, documents, specifications owned by the Vendor. ▪ 15. Confidentiality and Vendor acknowledge that each Party may disclose to the other Party confidential information relating to its own business. Each Party agrees to keep such information confidential and not disclose the contents thereof to any third party, to use such information only for the purposes of the Contract of Sale and to return, following a request of the other Party, any documents received which contain confidential information. ▪ 16. Safety standards ▪ Products are manufactured in accordance with Italian safety standards. It is agreed that the Purchaser bears full responsibility for the failure to inform the Vendor about the local laws and regulations in force in the State in which the Product will be used. In such case, any costs incurred for ensuring that the Product complies with the provisions of the laws and regulations of the State in which it is to be used, shall be borne exclusively by the Purchaser. ▪ 17. Privacy ▪ Pursuant to Legislative Decree No. 196/2003, the Vendor declares that: a) the Purchaser's data are processed and / or disclosed to third parties (e.g. banks, external consultants, etc.) in accordance with the aforementioned standards and regulations, for the purpose of implementing the contracts; b) the Purchaser is entitled to exercise the rights under Art. 13 of Law No. 675/96 (Annex 1). ▪ 18. Governing law and jurisdiction ▪ 18.1 The present General Conditions and the Contracts of Sale related thereto are governed by Italian law. Any disputes arising in relation to the application and interpretation of this document shall be submitted to the exclusive jurisdiction of the Tribunal of the defendant. ▪ 18.2 Any disputes arising from the application of the General Conditions of sale, or from the interpretation of the individual contracts of sale are governed by Italian law. ▪ 18.3 The language governing these General Conditions shall be Italian, notwithstanding any translation into another language. In case of inconsistency between the Italian text and the translated text, the Parties agree that the Italian text shall prevail and will be the official document used to interpret these General Conditions. ▪ 18.4 The application of the United Nations Convention on the International Sale of Goods (Vienna - 1980 - CISG) is expressly excluded. ▪ Annex 1 ▪ INFORMATION CONCERNING THE PROCESSING OF PERSONAL DATA (Article 13 of Legislative Decree No. 196 June 30, 2003) ▪ Pursuant to Article 13 of Legislative Decree 196/2003, which introduced the Consolidated Privacy Law, BFT S.p.A. (the "Company") informs you, in your capacity as interested party, that your personal data ("Data") will be processed as follows: ▪ 1. PURPOSE OF THE PROCESSING ▪ The collection and processing of data is done by the Company for purposes of: ▪ a. supply / sale of products, including on-line; ▪ b. warranty and technical support pre- and post-sale; ▪ c. marketing and advertising; ▪ d. transmission of information and promotional material; ▪ e. personnel selection and recruitment services; ▪ f. statistical analysis for marketing purposes; ▪ g. survey of customer satisfaction; ▪ h. invitations to information or promotional events. ▪ 2. PROCESSING METHODS - DATA PROCESSING OPERATORS ▪ The processing of data for the aforementioned purposes will occur using both automated and non-automated means and in compliance with the rules of confidentiality and security provided for by law. ▪ The data may be processed on behalf of the company by employees, professionals or companies, agents or representatives assigned to perform specific processing services or activities complementary to those of the Company, or necessary for the operations and services of the Company. ▪ 3. COMMUNICATION OF DATA ▪ In light of the existence of electronic, IT or postal communications, the Data may be made available abroad, including outside the Member States of the European Union and may be disclosed to: ▪ 1. company employees not specifically authorized; ▪ 2. companies or other entities engaged in outsourc-

ing for the Company. ▪ 4. RIGHTS OF THE INTERESTED PARTY ▪ Art. 7 of Legislative Decree 196/2003 grants the following rights: ▪ to obtain information about the data relating to the interested party; ▪ to obtain confirmation of the existence or otherwise of personal data relating to the interested party and their communication in intelligible form; ▪ to obtain the cancellation or the freezing, or the updating, rectification or supplementation of the said data, as well as a statement that such operations have been brought to the attention of those to whom the information was communicated; ▪ to oppose, for legitimate reasons, the processing of data; ▪ to oppose processing for commercial or advertising purposes or for purposes of market research. ▪ To exercise these rights please write to BFT S.p.A., Via Lago di Vico, 44 36015 Schio (VI). ▪ 5. DATA CONTROLLER ▪ The Data Controller is BFT S.p.A., Via Lago di Vico, 44 36015 Schio (VI). General Conditions of Sale and Warranty for parking systems

a. ▪ Definitions ▪ In the interpretation of these General Conditions of Sale, the following terms shall have the meaning specified below: ▪ a) Vendor: BFT S.p.A.; ▪ b) Purchaser: the purchaser of the Products; ▪ c) Parties: the Vendor and Purchaser considered jointly; ▪ d) Product / s: the subject-matter of the sale between Purchaser and Vendor, as described in the Contract of Sale; ▪ e) Technical-construction specifications: any document supplied by the Purchaser to the Vendor regarding the technical characteristics of the Product/s; ▪ f) Contract of Sale: any contract or instrument, including subsequent contract or instrument, or amendment and/or supplement thereof; ▪ g) Order: any communication, made not only writing but also orally by which the Purchaser declares to the Vendor its intention to purchase one or more products; ▪ h) Offer or sale proposal: the form by which the Vendor informs the Purchaser of the characteristics of the Product, its sale price, the validity of the offer and the General Conditions of Sale attached; ▪ i) Instructions for use: the instructions for assembly, operation and maintenance which the Vendor may attach to the Product. ▪ b. Application of General Conditions ▪ 2.1 These General Conditions apply to all purchases and sales of the Product between Vendor and Purchaser and shall prevail over any conditions of purchase prepared by the Purchaser. ▪ 2.2 In the event that an existing trade agreement and / or individual contracts of sale of the Product is/are in force between the Parties, these General Conditions shall integrate all previous agreements and / or individual contracts of sale of the Product between the Vendor and Purchaser. ▪ 2.3 The Purchaser acknowledges and accepts these General Conditions of Sale. Any amendment of or addition to these General Conditions of Sale shall be valid and effective between the Parties only if in writing and signed by the Vendor. ▪ 2.4 If one or more provisions of these General Conditions of Sale is/are cancelled or declared invalid by law, the validity of the remaining provisions shall remain intact. ▪ 3. Conclusion of Contract of Sale ▪ 3.1 The offer constitutes an irrevocable offer of sale by the Vendor which lasts 30 days and formalizes the agreements contained in previous negotiations between the parties. ▪ 3.2 The offer may be preceded by an inspection conducted by the Vendor at the premises of the Purchaser and includes: price, payment terms, product characteristics, quantity, type of packaging, procedures for returns, methods of transport, destination, delivery terms and accompanying documentation, installation procedures, in addition to the General Conditions of Sale. ▪ 3.3 The Contract shall be deemed to be completed with the signature and transmission by the Purchaser to the Vendor of the offer and of the General Conditions of Sale. ▪ 3.4 The offer may be modified only by subsequent written agreement signed by both parties. ▪ 4. Delivery ▪ 4.1 Delivery will generally occur EXWORKS INCOTERMS 2010 ICC - Paris. However, different delivery methods may be agreed by specific agreements of the Parties. ▪ 4.2 All costs and risks, including all insurance obligations, shall be borne by the Purchaser. ▪ 4.3 The terms of delivery specified in the offer or order confirmation should be considered indicative only, non-essential and not binding on the Vendor. The Vendor shall not, however, be liable for late deliveries or for default attributable to force majeure or to causes beyond their control. ▪ 4.4 In the absence of agreement

in writing to the contrary between the Parties, partial deliveries are allowed. ▪ 4.5 If the Purchaser is aware in advance of his inability to receive the goods, said Purchaser must communicate the reason to the Vendor as well as a reasonable period within which the Purchaser expects to be able to receive said goods. ▪ 4.6 If the Purchaser does not accept the goods at the agreed delivery time, said Purchaser would be required to pay the full amount that would have been payable had the delivery occurred. From the date of the notice of readiness for shipment, to be sent to the Purchaser is via email and via fax, the Purchaser shall bear the expenses for storage and potential deterioration and depreciation, subject to the right of Vendor to claim compensation for any greater loss suffered. ▪ 4.7 After 30 days from receipt of the notice of readiness for shipment, the Vendor shall be entitled to terminate the contract, by special notice to be sent to the Purchaser by registered letter with return receipt, pursuant to art.18 below. In this case, the Vendor shall be entitled to demand the payment of a penalty amounting to 10% of the value of the order, without prejudice to the Vendor's right to claim compensation for greater loss suffered. ▪ 5. Packaging for transportation ▪ 5.1 The cost of packaging is included in the price of the Product according to the standard provided for by the Vendor. The Purchaser will be charged for the costs of special packaging requested by him, if feasible. ▪ 5.2. ▪ The Vendor reserves the right to determine the type of packaging in accordance with the requirements of transportation, except in the case of specific needs of the Purchaser as specified in the Order. ▪ 6. Price ▪ 6.1 The Vendor shall apply the price agreed with the Purchaser in the sale contract, which will not include any cost of transportation, insurance, assembly, taxes and customs fees, etc. (if EXW) ▪ 6.2 Any price increases due to increased production costs based on changes in the prices of raw materials, labor and other costs occurring after the Contract of Sale shall be borne by the Purchaser. ▪ 6.3 In the event that the price is not indicated in the Contract of Sale, the price normally charged by the Vendor for the Product, according to the current price list, shall be applicable. ▪ 6.4 No complaints or disputes shall in any circumstances entitle the Purchaser to postpone or refuse payment or reduce the price. ▪ 7. Invoicing and payment ▪ 7.1 The Vendor shall invoice on the basis of the price indicated in the preceding Article 6. The methods of payment will also be determined in the sale contract (or in the Order or Order Confirmation or in the Offer). If the Contract of Sale (or the Order or the Order Confirmation or the Offer) do not contain the payment procedures and terms, payment shall be made as to 20% by bank transfer at the time of the Order (or of the signature of the Offer and of the General Conditions of Sale) and the remaining 80% shall be paid 60 days from the date of delivery. ▪ 7.2 If the Purchaser fails to fulfill its obligation to pay the price within the period due, the Vendor shall be entitled to default interest pursuant to Legislative Decree n.231/2002. ▪ 7.3 In the event of persistent late payment by the Purchaser, the Vendor will be entitled to terminate the contract and claim compensation for damages, subject to the provisions of article 11 below. ▪ 7.4 In the event of staggered deliveries, failure to pay at the deadlines agreed for the individual supplies shall entitle the Vendor to suspend further deliveries until payment of the balance due. ▪ 8. Product Quality and Warranty of the Vendor ▪ 8.1 All Products supplied by the Vendor are of good quality; they are manufactured, packaged and sold in compliance with the technical-construction specifications provided by the Purchaser. ▪ 8.2. The Vendor is responsible only for Product differences based on the aforementioned technical specifications. ▪ 8.3 The Vendor guarantees the proper functioning of the products for 12 months from the date of installation and testing, certified by appropriate record/declaration, dated and signed. Longer warranty periods may be established by agreement of the parties, but they shall not exceed 18 months from the invoice date of the Product. ▪ 8.4. The Vendor does not give any warranty in respect of the materials and / or parts of the Products which it does not produce or in respect of any damage caused by uses unknown at the time of the Order or Order Confirmation (or Acceptance of the Offer). ▪ 8.5 The warranty given by the Vendor is limited to the repair and / or replacement of defective parts

based on manufacturing defects or poor quality of materials, excluding parts subject to normal wear and tear and parts no longer available on the market, and also excluding failures caused by overload, inexperience in handling, negligence or failure to follow the instructions provided by the Vendor. The Purchaser shall, subject to the risk of forfeiture of its legal protections herein, inform the Vendor of the vices and defects discovered in the Products in accordance with article 11 below. ▪ 8.6. The Vendor shall not be liable for loss, direct or indirect, resulting from the replacement times required for the repair and / or replacement warranted. ▪ 8.7. The Purchaser will lose the warranty given by Vendor in the event that: ▪ it does not perform the installation and testing within 3 months after delivery of the Product; ▪ it does not accept that the installation and testing should be carried out by technicians / installers sent directly by the Vendor or it directly organises the installation itself, without the prior written consent of the Vendor; ▪ it does not perform the operations and / or installations within its competence in accordance with industry standards; ▪ it performs or ensures the performance by third parties - without prior written consent of the Vendor - of repairs, replacements, modifications or other interventions to the Products during the warranty period; ▪ it does not observe the directions, procedures for use and information of the Vendor relating to the proper use and regular maintenance of the Products. ▪ 8.8. In case of installation and testing performed by third parties and not specifically authorized by the Vendor as provided for by art. 8.7, first paragraph, the warranty will cover only the Product in its original configuration, including any ancillary equipment. ▪ 9. Obligations of the Purchaser ▪ 9.1 The Purchaser must have the facilities and means necessary for the proper use of the Products, and must know their characteristics and have full technological knowledge and capacity, in accordance with the instructions for use, with which it guarantees compliance. ▪ 9.2 The Purchaser must ensure that the relevant systems and areas are in compliance with the requirements specified by the Vendor prior to the installation of the Products. ▪ 9.3 It is agreed that the Vendor will be responsible for the installation and testing of the Products, unless otherwise agreed in writing between the Parties. To this end, the Vendor will provide the Purchaser which the technical advice necessary for completion of these operations and will dispatch technicians / installers directly, and the Purchaser will facilitate their work of installation and testing in the zones referred to in Article 9.2 in any possible manner. ▪ 9.4 The Purchaser shall also, in the implementation of this Contract, comply with and respect all local laws and regulations including best business practices, and shall indemnify the Vendor against any loss, whether direct or indirect, suffered by the Vendor as result of any infringement by the Purchaser of such laws and regulations. ▪ 9.5. It is agreed that the Purchaser bears full responsibility for the failure to inform the Vendor about the local laws and regulations in force in the State in which the Product will be used. In such case, any costs incurred for ensuring that the Product complies with the provisions of the laws and regulations of the State in which it is to be used, shall be borne exclusively by the Purchaser. ▪ 9.6 If the Purchaser fails to fulfill its obligations under the preceding paragraphs, it must in all cases: ▪ collect the Products ordered and those being delivered and bear the associated costs of delivery; ▪ make the payments due based on the orders made; ▪ indemnify and continue to indemnify the Vendor against any loss, direct or indirect, suffered by the Vendor as a result of any infringement by the Purchaser of the aforementioned laws and regulations. ▪ 10. Faults and complaints ▪ The following applies in relation to faults and complaints relating to the Product: ▪ a) complaints relating to generally recognisable faults associated with the Product must be reported in writing, at the risk of forfeiting the right, within 30 (thirty) days from its delivery; in other cases the term of 8 (eight) days shall run from the discovery of the faults in question. In both cases, the complaints must be supported by samples taken during joint consultation with the Vendor or by a person indicated by the same within 40 (forty) days from the presentation of the claim. ▪ Complaints about the Product cannot be taken into consideration if they refer to features that are not indicated in the technical Specifications or do not

relate to the normal use of the Product or if the Product has not been installed in accordance with industry standards and inspected by technicians / installers dispatched directly and / or indicated and / or approved by the Vendor. ▪ If the installation and testing have been carried out in accordance with Art. 8.8, complaints about products that are not in their original configuration cannot be taken into consideration, including any equipment which is ancillary and excluded from the guarantee under the letters a) b) and c). ▪ b) any packaging defects must be reported in writing, at the risk of forfeiture of the right, at the time of delivery. ▪ c) no complaint about the quality and / or integrity of the Product and packaging will be accepted: ▪ i) in case of evident defect, if the Purchaser has not confirmed this in writing at the time of delivery, or ▪ ii) if the Purchaser has not made the Product available for the necessary inspections; ▪ iii) if the Product has been installed and tested in accordance with industrial standards by technicians / installers dispatched directly and / or indicated and / or approved by the Vendor, or installed pursuant to art. 8.8, the Product is not in its original configuration and / or the warranty is excluded on the basis of letter a) b) and c). ▪ 10.2 It is compulsory for the Purchaser to store the Product it believes to be defective in a suitable place available to the Vendor for the necessary investigations and, in any case, to adopt any measures necessary to reduce the risk of further damage to the said Product. ▪ 10.3 In any case the Purchaser is obliged, from the moment of discovery of the defects, to immediately stop using the Product presumed to be defective, and to take any measures necessary to limit the damage to said Product. ▪ 10.4 If the verification of the goods leads to the discovery of a defect attributable to the manufacturing process, the Vendor's obligation will be limited to replacing the products deemed unusable, without being obliged to pay compensation for any direct / indirect loss or expenses of whatever nature or cause, subject to the intervention procedures provided for in art. 11.1. ▪ 10.5 The Vendor's liability shall be limited to defects attributable to manufacturing defects. ▪ 10.6 The failure to send complaints or objections within the aforementioned deadlines and/or the use of the Product by the Purchaser despite its discovery of the defects, constitutes unconditional acceptance of the Product as well as waiver of any complaint or objection relating to the same. ▪ 11. Obligations of the Purchaser in case of defects and complaints ▪ 11.1 The Purchaser shall, without delay and in compliance with the provisions specified in art. 10 above, notify the Vendor of all defects, including apparent defects relating to quality and quantity. Such notification shall be sent by and no later than the deadlines specified in art. 10 above; during this period the Product shall be made available for return to the Vendor, which will provide all the necessary instructions, and within 24 hours if the intervention can be managed through customer support or within 48 hours if the intervention involves the dispatch of an agent of the Vendor; the Purchaser is aware that any intervention will occur from Monday to Friday during the following hours: 8.00 -12.00 and 14.00 -18.00 ▪ 11.2 In case of defects which may cause loss, such notice shall be given immediately. ▪ 11.3 The notification must contain a description of the defect. ▪ 11.4 If such notification is not sent within the deadlines established, without prejudice to the provisions concerning the proper installation of the Product, the Purchaser will lose the right to replacement/repair of the Product. ▪ 11.5 In the event that the Purchaser has notified the defects within the relevant time period but no defect is discovered, the Vendor will be entitled to dismiss the complaint. ▪ 11.6 Unless otherwise agreed between the Parties, the Purchaser shall be responsible for covering all transport and import costs / duties relating to the return of the defective products. ▪ 11.7 In any event the Purchaser is obliged, at the risk of forfeiting the right to bring a valid complaint, to store the Product deemed to be effective in accordance with the provisions of art. 10.2. ▪ 12. Retention of title ▪ 12.1 The Product shall remain the property of the Vendor until such time as the price has been paid in full. ▪ 12.2 The Purchaser, at the Vendor's request, shall provide assistance to the latter in a manner that enables the Vendor to reserve ownership in accordance with the layout of the place in question. The reservation of title will not in any way affect the transfer of risk. ▪ 12.3

Until full payment of the Product, the Purchaser will be considered simply to have possession thereof and therefore the Purchaser must keep it in perfect condition, as required by Article 1768 of Italian Civil Code. • 12.4 It is agreed that the Vendor will be entitled to perform a retention of title to the Product if the price has not been paid in full after one year has elapsed from delivery of the Product. • 13. Responsibility of the Purchaser • 13.1 The Vendor shall not be liable for loss to third parties and / or products caused by the Purchaser. • 13.2 The Purchaser shall indemnify the Vendor in the event that the Vendor incurs liability as described above with respect to third parties. • 13.3 In the event that a third party claims loss to one of the parties, the party involved must give immediate written notice thereof to the other • 14. Force majeure • 14.1 The Vendor shall not be liable for late delivery or for the non-fulfilment of contractual terms directly or indirectly caused by: • events of force majeure (the following is a non-exhaustive list of such events for purposes of this clause: legal prohibitions, wars, riots, revolutions, strikes or other labour disputes, fires, floods, sabotage, nuclear accidents, earthquakes, storms, epidemics); • circumstances independent of the Vendor's control which prevent the recruitment of manpower or the sourcing of materials, raw materials, components, systems in general, energy, fuel, transport vehicles, licenses or government regulations. • The Vendor shall give prompt written notice of any cessation of force majeure. • 14.2 In the event that an event of force majeure prevents the Purchaser from carrying out its obligations, it shall indemnify the Vendor for the costs incurred for insurance and storage of the Product. • 15. Drawings and documents • 15.1 None of the drawings, technical documents, specifications, illustrations and other information related to the Product and its creation which are transmitted by the Vendor may be used, without the express written permission of the said Vendor, save for the purposes for which they were transmitted e.g. for the use, main tenance and marketing of the Product. • 15.2 The sale of the Product to the Purchaser does not imply - even if intended for distribution or any other form of marketing of the Product - the grant of licences or other rights to trademarks, patents or other intellectual property rights. • 16. Intellectual property • 16.1 All information, technical standards, specifications and procedures provided by the Vendor are the sole property of the latter. No trademark license or license to exploit patents or other industrial or intellectual property rights, related to the technical specifications and know-how provided, is granted to the Purchaser by signing this Contract. • 16.2 The Purchaser shall, upon termination of the relationship or completion of the contract performance, promptly return to the Vendor all information, documents, specifications owned by the Vendor. • 17. Confidentiality and confidential information • The Purchaser and Vendor acknowledge that each Party may disclose to the other Party confidential information relating to its business. Each Party agrees to keep such information confidential and not disclose the contents thereof to any third party, to use such information only for the purposes of the sale Contract and to return, following a request of the other Party, any documents received which contain confidential information. • This obligation of confidentiality is extended to the representatives, consultants, assistants, supervisors and third parties assigned by the Parties during the implementation of the Contract. • 18. Express termination clause and penalty • 18.1. Pursuant to art. 1456 Civil Code, the Contract of sale will be cancelled, subject to a declaration to this effect by the Vendor if the Purchaser: • fails to make a payment; • has not accepted the Products after 30 days have elapsed from the posting of the notice of readiness for shipment; • if the technical-construction specifications provided by the Purchaser are not suitable /adequate and / or not in compliance with the regulations in force. • 18.2 In the event of rescission of the Contract pursuant to art. 18.1, the Purchaser will be required to pay a penalty equal to 10% of the sale price agreed, to be paid within 7 days of receipt of the declaration of rescission by the Vendor, without prejudice to the latter's right to claim compensation for greater loss. • 19. Safety standards • Products are manufactured in accordance with Italian safety standards. It is agreed that the Purchaser bears full responsibility for the failure to inform the Vendor

about the local laws and regulations in force in the State in which the Product will be used. In such case, any costs incurred for ensuring that the Product complies with the provisions of the laws and regulations of the State in which it is to be used, shall be borne exclusively by the Purchaser. • 20. Installation and start-up • The installation and start-up of the products sold is regulated and governed in accordance with the provisions of Annex 2 to these General Conditions, which constitutes an integral part of the latter; therefore the knowledge and acceptance of these General Conditions also implies the knowledge and acceptance of the provisions of the said Annex. • 21. Privacy • Pursuant to Legislative Decree No. 196/2003, the Vendor declares that: a) the Purchaser's data are processed and / or disclosed to third parties (e.g. banks, external consultants, etc.) in accordance with the aforementioned standards and regulations, for the purpose of implementing the contracts; b) the Vendor, located in Via Armentera 8, 38051 Borgo Valsugana (TN) is the Data Controller; c) the Purchaser is entitled to exercise the rights under Art. 7 or 13? of Law No. 675/96 (Annex 1)). • 22. Governing law and language • 22.1 All matters not regulated by the General Conditions of sale or the individual contracts of sale are governed by Italian law. • 22.2 Any disputes arising from the application of the General Conditions of sale, or from the interpretation thereof or of the individual contracts of sale, are governed by Italian law. • 22.3 The language governing these General Conditions shall be Italian, notwithstanding any translation into another language. In case of inconsistency between the Italian text and the translated text, the Parties agree that the Italian text shall prevail and will be the official document used to interpret these General Conditions. • 22.4 The application of the United Nations Convention on the International Sale of Goods (Vienna - 1980 - CISG) is expressly excluded. • 23. Court of Competent Jurisdiction • Any disputes arising in relation to the Contract of sale, including those related to its validity, interpretation, implementation and termination, shall be referred to the exclusive jurisdiction of the Court of Trento. • Annex 1 • INFORMATION CONCERNING THE PROCESSING OF PERSONAL DATA (Article 13 of Legislative Decree No. 196 June 30, 2003) • Pursuant to Article 13 of Legislative Decree 196/2003, which introduced the Consolidated Privacy Law, BFT S.p.A. (the "Company") informs you, in your capacity as interested party, that your personal data ("Data") will be processed as follows: • 1. PURPOSE OF THE PROCESSING • The collection and processing of data is done by the Company for purposes of: • a. supply / sale of products, including on-line; • b. warranty and technical support pre- and post-sale; • c. marketing and advertising; • d. transmission of information and promotional material; • e. personnel selection and recruitment services; • f. statistical analysis for marketing purposes; • g. survey of customer satisfaction; • h. invitations to information or promotional events. • 2. PROCESSING METHODS - DATA PROCESSING OPERATORS • The processing of data for the aforementioned purposes will occur using both automated and non-automated means and in compliance with the rules of confidentiality and security provided for by law. • The data may be processed on behalf of the company by employees, professionals or companies, agents or representatives assigned to perform specific processing services or activities complementary to those of the Company, such as promotion and marketing of the Product, also using photographs of the products supplied / sold after installation, or necessary for the operations and services of the Company. • 3. COMMUNICATION OF DATA • In light of the existence of electronic, IT or postal communications, the Data may be made available abroad, including outside the Member States of the European Union and may be disclosed to: • 1. company employees not specifically authorized; • 2. companies or other entities engaged in outsourcing for the Company; • 3. agents and representatives; • 4. third party purchasers of the Product. • 4. RIGHTS OF THE INTERESTED PARTY • Art. 7 of Legislative Decree 196/2003 grants the following rights: • to obtain information about the data relating to the interested party; • to obtain confirmation of the existence or otherwise of personal data relating to the interested party and their communication in intelligible form; • to obtain the cancellation or the freezing,

or the updating, rectification or supplementation of the said data, as well as a statement that such operations have been brought to the attention of those to whom the information was communicated; • to oppose, for legitimate reasons, the processing of data; • to oppose processing for commercial or advertising purposes or for purposes of market research. • To exercise these rights please write to BFT S.p.A., Via Armentera 8, 38051 Borgo Valsugana (TN) • 5. DATA CONTROLLER • The Data Controller is BFT S.p.A., Via Armentera 8, 38051 Borgo Valsugana (TN) • Annex 2 • CONDITIONS OF INSTALLATION AND START-UP • (Start-Up) • The following is a description of the activities to be performed: • control of suitability of trigger voltage using suitable tester (230 Volt, 115Volt). • connection and turning on of apparatus using any programming and customizations if included in the offer (within the technical limitations of the equipment). • verification of operation of data lines and connections to terminals. • control of value of induction in coils (e.g. 200 uH high sensitivity coils). • setting of detector coils if part of the supply, and testing of metallic masses within fixed limits. • functional test of system (see service manual) • explanation of operation of equipment (see service manual). • explanation of parts subject to wear and tear and spare parts with introduction to the primary maintenance for maintaining the equipment in a state of efficiency. (see service manual). • issue of test certificate using the "test certificate" form. • The testing must be done in the presence of personnel authorized and / or delegated by the customer; in the absence of such authorized and / or delegated personnel, the test shall be deemed not to have been carried out, without prejudice to the express written agreement of the parties. • If at the end of the test the person delegated is not present or refuses to sign off on the test, the said test shall be deemed invalid and to be repeated at a later date to be agreed between the parties, with full invoicing of the same, save in the case of obvious malfunctions of the system attributable to the supply of the material relating to the offer. • Below is a list of activities deemed to be excluded and therefore not the responsibility of our Company: • supply and preparation of cables, construction works, civil and plant engineering works. • resolution of any problems caused by incorrect laying of cables, tampering or use of cables / equipment not recommended by the Head Office. • The start-up is dependent on the correct application of the specifications as laid down and communicated; in the event that these are not consistent with the guidelines of the Head Office, the start-up will have to be performed at a later date and must be invoiced again, save as otherwise agreed in writing. • Annex 3 • Warranty Conditions • Work carried out under warranty is performed following via fax / mail or telephone communication by the customer within the following three working days. • In the event that, following intervention to the system, the warranty conditions are not met due to incorrect use of the system or part thereof, BFT S.p.A. reserves the right to charge the customer the cost for the intervention and travel expenses amounting to Euro 800 per working day employed. • In the event that, following a customer support intervention, defects are found which result from incorrect use of the system (e.g. viruses, installed programs not part of the original installation, configuration file changes, etc.), BFT S.p.A. reserves the right to charge intervention costs of Euro 50 / hour.

BFT



SPAIN
**BFT GROUP
ITALIBERICA DE
AUTOMATISMOS
S.L.**

IRELAND
**BFT AUTOMATION
LTD**

PORTUGAL
**BFT SA-COMERCIO
DE AUTOMATIS-
MOS E MATERIAL
DE SEGURANÇA**

AUSTRALIA
**BFT AUTOMATION
AUSTRALIA PTY
LTD**

FRANCE
**AUTOMATISMES
BFT FRANCE SA**

BELGIUM
BFT BENELUX SA

CZECH REPUBLIC
BFT CZ S.R.O.

U.S.A.
BFT US Inc

GERMANY
**BFT ANTRIEBS-
SYSTEME GMBH**

POLAND
**BFT POLSKA SP. Z
O.O.**

TURKEY
**BFT OTOMATIK
KAPI SISTEMLERI
SAN. VE. TIC. A.S.**

CHINA
**BFT AUTO GATE &
DOOR CO. LTD**

UNITED KINGDOM
**BFT AUTOMATION
UK LTD**

CROATIA
BFT-ADRIA D.O.O.

RUSSIA
BFT RUSSIA

UAE
**BFT MIDDLE EAST
F.Z.CO.**

INDIA
**BFT AUTOMATION
SYSTEMS PRIVATE
LIMITED**

D832873 00202

Bft Spa

Via Lago di Vico, 44
36015 Schio (VI) ITALY
T +39 0445 69 65 11
F +39 0445 69 65 22

info@bft.it

www.bft-automation.com



Be ahead